



ESU


FOOTBALL




Jr. OL Michael Fleming
2x All-PSAC East 2nd team



R-Sr. LB Mike Wiand
All-PSAC East 2nd team



R-Sr. OL Norman Rogers III
All-PSAC East 2nd team



Sr. WR Tim Wilson
All-PSAC East 2nd team

2017

ESU At A Glance

Location	East Stroudsburg, Pa.
President	Marcia G. Welsh, Ph.D.
Member	Pennsylvania State System of Higher Education
System Chancellor	Frank T. Brogan
Founded	1893
Enrollment (Fall 2016)	6,830 (includes 6,159 undergraduates)
Athletics	
Affiliation	NCAA Division II
Conference	PSAC Pennsylvania State Athletic Conference
School Colors	Red and Black
Team Nickname	Warriors
Interim Athletic Director	
Kevin Forde	570-422-3642
Associate AD for Student Success/SWA	
Dr. Nancy Jo Greenawalt	570-422-3795
Associate Athletic Director	
Dr. Carey Snyder	570-422-3034
Director of Employee Relations/Compliance	
Lonnie Allbaugh	570-422-3245
Football Office	
	570-422-3322
Sports Information Director (FB Contact)	
Greg Knowlden	570-422-3312 gknowlden@esu.edu
Sports Information Assistant	
Erik Pedersen	570-422-3919 epedersen@esu.edu
Web Site	
	www.esu.edu
Athletics Web Site	
	www.esuwarriors.com
Twitter	
	@ESUWarriors
Key Campus Numbers	
Admissions	570-422-3542
Financial Aid	570-422-2800

TEAM INFORMATION

2016 Overall Record	4-7
PSAC East Record/Finish	2-5 (6th)
Letterwinners Returning/Lost	34/20
Offense	16/9
Defense	16/10
Special Teams	2/1
Starters Returning/Lost	13/9
Offense	7/4
Defense	6/5
Special Teams	1/1

HEAD COACH

Denny Douds	44th season
Alma Mater	Slippery Rock '63
Record at ESU	260-188-3
.. Division II record for games coached (451)	
..... PSAC record for wins (260)	

HISTORY

First Season	1926
All-Time Record	476-324-19 (.593)
PSAC East Championships	15
PSAC Championships	9
..... '42, '54, '64, '65, '68, '75, '76, '78, '82	
NCAA Playoff Appearances	4
..... 1991, 2004, 2005, 2009	

Starters Returning/Lost

Offense

RETURNING (7): WR Tim Wilson, WR Tommy House, WR Javier Buffalo, LT Michael Fleming, LG Levi Murphy, C Devon Ackerman, RG Norman Rogers III
LOST (4): QB Bruce Campbell, TB Robert Healy, FB Sean Roth, RT Fran McMenamin

Defense

RETURNING (6): LB Dakota Everett, LB Sekou Jones, LB Mike Wiand, CB Isaiah Copes, CB Andre' Gray, S Justin Johnson
LOST (5): DE Ahmad McFarland, DE Joseph Odebode, NG Marc Ranaudo, FS Jimmy Verzicco, S Maurice Jackson

Special Teams

RETURNING (2): P Sam O'Brien, LS Dennis Long
LOST (1): K Nicolas Ruiz

Lettermen Returning/Lost

Returning Letterwinners (34)

QB (1) - Tim DiGiorgio
 TB (2) - James Bell, Marquis Fells
 FB (1) - Wyatt Clements
 WR (5) - Javier Buffalo, Tommy House, Elijah Rehm, Nolan Ridgway, Tim Wilson
 TE (1) - Anthony Castillo
 OL (6) - Devon Ackerman, Michael Fleming, Levi Murphy, Mike Nieman, Norman Rogers III, Shane Trevorah
 DL (2) - Justin Barat, Mike Zakrzewski
 LB (5) - Dakota Everett, Sekou Jones, Larry Mills, Mike Poulter, Mike Wiand
 DB (9) - Shawn Bussey, Jamal Cooley, Isaiah Copes, Andre' Gray, Justin Haynes, Justin Johnson, Andrew Linder, Chase May, Chase Ober
 P (1) - Sam O'Brien
 LS (1) - Dennis Long

Letterwinners Lost (20)

QB - Bruce Campbell, Gabe French
 TB - Robert Healy
 FB - Sean Roth, Dylan Smith
 WR - Varney Dassin, Mike Manzo-Lewis, Adam Warehime
 OL - Fran McMenamin
 DL - Isaiah Henrich, Ahmad McFarland, Joseph Odebode, Marc Ranaudo
 LB - Marquis Brownlee, Shawn Jenkins
 DB - Maurice Jackson, Ryon Muse, Wesley Pierce, Jimmy Verzicco
 K - Nicolas Ruiz

ESU - In its 125th Year of Service

Founded in 1893 as a Normal School, East Stroudsburg University has been offering quality higher education to the citizens of Pennsylvania for more than a century.

With an enrollment of almost 7,000 students and a strong commitment to academic excellence, ESU's programs continually earn the highest levels of accreditation in their fields.

The university's most recently constructed and largest academic building is the \$40 million Warren E. and Sandra Hoeffner Science and Technology Center, a state-of-the-art facility and the first new major academic building at ESU since 1979. The late Warren Hoeffner '55, quarterback of the Warriors' 1954 championship team, and his wife Sandra were the lead donors for the project.

The Center is in its 10th year of service and features a planetarium, rooftop observatory and a wildlife museum of natural history. The facility supports research activities and provides classroom, laboratory, conference and office space for diverse departments from the sciences and mathematics to computer science.

Other recent contributions to the ongoing transformation of the campus include the construction of new residence halls and an investment of over \$10 million dollars in projects associated with storm water management and campus beautification. The campus consists of 68 buildings on 258 acres.

Approximately 3,000 students reside on or near campus in five traditional residence halls, two suite-style halls and two apartment complexes - the University Apartments and the University Ridge apartments. University Ridge, a 10 building apartment-style housing complex adjacent to campus, accommodates 541 students.

Approximately 75 percent of the students receive some form of financial aid, including scholarships, loans and grants.

The 2017-18 academic year will mark the university's 125th year of operation and the school has more than 42,000 alumni.

ESU, like many other public colleges and universities across the country, started as a normal school, a professional school for the training of teachers.

ESU History

East Stroudsburg Normal School was founded to serve students in the state's normal school fourth district and had 320 students enrolled when classes started on September 4, 1893.

In 1926 after the state assumed control of the school, the original name was changed to **East Stroudsburg State Teachers' College**.

The school became **East Stroudsburg State College** in 1960 to reflect the school's expanded curriculum with liberal arts programs and graduate degrees.

In July 1983, the Pennsylvania General Assembly established the Pennsylvania State System of Higher Education consisting of 14 universities and **East Stroudsburg University** was born as a comprehensive regional institution.

2017 ESU FOOTBALL MEDIA GUIDE

2017 Football Schedule

Thursday, Aug. 31 at Fairmont State 7:00

ESU meets Fairmont State for the first time in program history, becoming the Warriors' 61st opponent in their 90th season of varsity football, and 41st in 44 years under Denny Douds. FSU was 10-2 in 2016 and made its first-ever NCAA Playoff appearance.

Saturday, Sept. 9 at IUP 4:00

Douds, a 1959 graduate of Indiana High School, faces hometown IUP for the 15th time. IUP holds an 11-6 lead in the all-time series, and is 10-4 vs. the Warriors under Douds. IUP has won 6 straight, including 73-42 last fall on its way to the NCAA DII Playoffs 2nd round.

Saturday, Sept. 16 MERCYHURST 6:05

ESU won 34-31 in Erie last September behind a record-setting 292 yards from scrimmage (256 rushing, 4 TD) from all-time leading rusher Robert Healy, a 1st team All-Region selection. Mercyhurst leads the series, 2-1, winning the first two in 2012 and 2013.

Saturday, Sept. 23 *SHIPPENSBURG (Family Weekend/Hall of Fame) 2:05

Shippensburg leads the series, 32-18-2, including 13-11-1 at ESU. Ship won 31-14 last season. In 2015 at Eiler-Martin, Ship prevailed 69-67 (5OT), combining for the 2nd-most points in PSAC history as Matt Soltes threw for 9 TD (PSAC record 7 to Jon Schnaars).

Saturday, Sept. 30 *at Cheyney 1:00

ESU's 54-12 win last fall was its 37th straight, extending an NCAA all-division record for consecutive wins in an uninterrupted series. ESU leads the series 60-1 (27-1 at CU) and is 42-1 vs. the Wolves under Douds. Cheyney's only win was a 7-3 verdict in 1979.

Thursday, Oct. 5 *MILLERSVILLE 7:05

ESU and Millersville will meet on Thursday night in both 2017 and 2018. The Warriors have won 5 straight, 8 of the last 9 and 14 of the last 16 meetings since 2001 to build a 42-25-1 series lead. ESU won 38-23 at Millersville last year (Healy 208 total yards, 4 TD).

Saturday, Oct. 14 *at Kutztown 12:05

The Warriors hold a 44-20-1 lead all-time (21-9-1 at Kutztown), including 26-17 under Douds, but KU has had the recent success with 3 straight wins and 6 of the last 7. Prior to that stretch, the Warriors claimed 9 straight from 2001-09. KU won 49-30 last fall.

Saturday, Oct. 21 *BLOOMSBURG 4:05

BloomSBurg took a 40-39-2 edge in the series with a 35-14 win last season. In 2015, ESU scored 15 unanswered in the 4th quarter, capped by a 2-point conversion from Soltes to Schnaars with 1:10 left, in a 35-34 win - ESU's first vs. BU since the 2005 NCAA DII Playoffs, and first in the regular season since 2004. The series is tied, 18-18-1, at ESU.

Saturday, Oct. 28 *at West Chester 2:00

West Chester has won 12 of the last 14, including 41-14 at ESU in 2015, to improve to 59-22 in the all-time series. ESU's most recent win was a 35-28 victory in 2012 at Eiler-Martin Stadium. WCU is ESU's longest active continuous opponent (71 straight since 1946).


Saturday, Nov. 4 *at Lock Haven 12:00

ESU had won 7 straight in the series before LHU's 66-41 verdict last fall. The Warriors are 3-1 vs. LHU since the Bald Eagles moved to the PSAC East in 2013. ESU leads the all-time series, 11-7, including 7-3 under Douds.

Saturday, Nov. 11 CALIFORNIA 12:05

ESU was slated to play Cal in the 2016 finale, but Cal won the PSAC West title and posted a 49-7 win vs. Kutztown in the State Game. The Vulcans fell 41-30 at Shepherd in the regional final. Cal rallied for a 22-19 win in 2011 in the most recent meeting.

***Pennsylvania State Athletic Conference East Game. HOME GAMES in CAPS**



On the Cover: ESU returns 4 All-PSAC East selections for the 2017 season - Jr. OL Michael Fleming, R-Sr. OL Norman Rogers III, R-Sr. LB Mike Wiand and Sr. WR Tim Wilson.

Table of Contents

The University	IFC
Media Services/Sports Information	2
Warriors Football Scholarships	9
Eiler-Martin Stadium	11
The Coaching Staff	
Head Coach Denny Douds	3-5
Assistant Coaches/Staff	6-8
Warriors Coaching Legacy	10
The 2017 Warriors	
Player Bios	12-27
Roster	28-29
The 2016 Season	
2016 Game-by-Game	30-34
2016 Statistics	36-37
Football History	
Program History	35
All-Star Honors	39-41
School Records	42-77
Year-by-Year Record	78
All-Time Schedule	79-84
All-Time Series	85-87
All-Time Lettermen	88-91
Jimmy Terwilliger	92
Warriors in the Pros	93
Opponents and the PSAC	
PSAC Standings, Champions	38
2017 Opponents	94-IBC

The 2017 Football Guide Credits

The 2017 ESU Football Guide is published by the Sports Information Office

GREG KNOWLDEN, SPORTS INFORMATION DIRECTOR

ERIK PEDERSEN, SPORTS INFORMATION ASSISTANT

Cover Design: ESU Graphics Center, Cindy Chardiet-Vojnovic

Cover Photos: Bob Shank

Editing Assistance: ESU University Relations staff: Brenda Friday, Elizabeth Richardson, Caryn Fogel and Mary Davis.

Printing: ESU Graphics Center

All information in this guide is current as of August 15, 2017

East Stroudsburg University of Pennsylvania does not discriminate on the basis of race, color, religion, national origin, gender, veteran status, disability or age in its programs and activities in accordance with state and federal laws.

The following person has been designated to handle inquiries regarding this policy:

Director of Diversity/Ombudsperson, 200 Prospect Street, 115 Reibman Building, East Stroudsburg, PA 18301 or call 570-422-3656.

For special accommodations at any of the events listed in the ESU Football Media Guide, contact the Office of Sports Information at (570) 422-3312.

The Warriors in the News

Newspaper Coverage

The Pocono Record

Stroudsburg, Pa. • (570) 421-3000
Email: sports@poconorecord.com
Mike Kuhns, Sports Editor

The Express-Times

Easton, Pa. • (610) 258-7171
Email: sports@express-times.com
Kyle Craig, Managing Producer

The Morning Call

Allentown, Pa. • (610) 820-6500
Email: sports@mcall.com
Bill Kline, Sports Editor
Tom Housenick, Sports Writer

The Stroud Courier

ESU student paper • (570) 422-3295

Television Coverage

Blue Ridge Cable TV (13)

Palmerton, Pa. • (610) 826-4060
Bob Capasso, Sports Director
Brian Unangst, Sports Reporter
Mark McKeehan, Sports Reporter

Blue Ridge is in its 31st year televising ESU football. All home games will air live and re-air on selected days and times; please check brctv13.com for more info
• Chris Doty (play-by-play) and Jim Riley (color commentary)

WBRE TV (28)

Wilkes-Barre, Pa. • (800) 358-9273
Ken Brown and A.J. Donatoni

WNEP TV (16)

Scranton, Pa. • (570) 346-7474
Jim Coles, Sports Director

FOX 56

Plains, Pa. • (570) 970-5600
Bob Ide, Sports Director

ESU Radio Network

ESPN Poconos 840 AM redzonemedia.com

Stroudsburg, Pa. • (570) 421-2100
WVPO (ESPN Poconos) 840 AM is in its 55th year broadcasting ESU football. The station has been honored with AP Broadcasters' Association state awards for its coverage of ESU football.

• Chuck Seese (play-by-play, 29th season), 2009 PSAC Heaslip Award winner, and Bob Brittain (color commentary, 17th season)

WESS 90.3 FM

ESU campus radio • (570) 422-3615
• May broadcast ESU home football games

Future Schedules

2018

August

30 Thu. at Ferris State

September

8 Sat. SETON HILL

15 Sat. at Edinboro

22 Sat. *LOCK HAVEN

27 Thu. *at Millersville

October

6 Sat. *KUTZTOWN

13 Sat. *at Bloomsburg

20 Sat. *WEST CHESTER

27 Sat. *CHEYNEY

November

3 Sat. *at Shippensburg

10 Sat. at Clarion

2019

September

7 Sat. at Wagner

14 Sat. at Seton Hill

21 Sat. EDINBORO

28 Sat. *at Lock Haven

October

5 Sat. *MILLERSVILLE

12 Sat. *at Kutztown

19 Sat. *BLOOMSBURG

26 Sat. *at West Chester

November

2 Sat. *at Cheyney

9 Sat. *SHIPPENSBURG

16 Sat. CLARION

Media Services/Press Box Information

The media is always welcome on the campus of East Stroudsburg University. The following information is provided for the use of the media. If we can be of assistance, please see a member of the Sports Information staff.

Interview Requests

Players and coaches will be made available for interviews either before or after practice upon request. Players and coaches will not be available on game days until after the game. Please direct interview requests to Greg Knowlden, Sports Information Director, at (570) 422-3312 or via e-mail at gknowlden@esu.edu. All requests must be made at least 24 hours in advance.

Press Credentials

Press credentials and sidelines passes for working photographers may be obtained by writing or calling the sports information office by Thursday the week of each game. Please understand that seating in the press box is limited. Photographers must adhere to NCAA guidelines when on the sidelines.

Pre-Game Information

Numerical rosters of both teams, pre-game releases and statistics are available before the game in the press box.

The Press Box

The Eiler-Martin Stadium press box was built in 1988. The press box is fully-enclosed and air-conditioned. It includes booths to accommodate radio and television crews, newspaper reporters and members of the coaching staffs of each team.

The main press room is on the 50-yard line with large picture windows that allow the media to see the entire field.

No guests or scouts are allowed in the press box. Alternate seating arrangements for scouts on tables at the top of the bleachers will be made.

There is no cheering allowed in the press box. Refreshments are provided at halftime.

Telephones

There are four telephone lines in the press box. Three are for radio stations, including the station covering the visiting team, and the fourth is an outside line.

Phones are available for the press to file stories either in the press box or in the Koehler Fieldhouse after the game.

Post-Game Interviews


ESU head coach Denny Douds will be available approximately 15 minutes after the game for interviews (location to be determined by sports information director).

ESU's top players in the game will be interviewed first on the sidelines by Blue Ridge Cable television and then in the press box by WVPO and WESS radio. They will be available to the print media once those obligations are completed.


Statistics

Full game statistics are provided at halftime and following the game, including a complete play-by-play and game summary. Updated statistics are also available on monitors in the press box, and live statistics are available to the public on the ESU athletics website.


HEAD COACH DENNY DOUDS




1974 Head Shot




1977 Media Guide



1981 Media Guide



1990




2005 Northeast Region Championship



2015 comeback win vs. Bloomsburg



1982 Lambert Trophy - with assistant coaches Quentin Currie and Mike Terwilliger



2005 with Harlon Hill Award recipient Jimmy Terwilliger

HEAD COACH DENNY DOUDS

Coach Denny Douds

44th Year

Career Record: 260-188-3

Nine PSAC titles

Four NCAA Playoff appearances

2005 Northeast Regional title

Denny Douds, the all-time winningest coach in the history of the Pennsylvania State Athletic Conference, enters his 44th season as head coach and 52nd year at East Stroudsburg University in 2017.

He finished the 2016 season with 451 games coached, an NCAA Division II record, and ranks second among all active NCAA coaches with 260 career victories. He is one of 22 coaches in NCAA football history with 250 career wins, and one of 17 with 250 wins at one institution.

Douds leads active college coaches with 451 games coached after the retirement of Albany's Bob Ford (457 games) following the 2013 season. He ranks eighth in games coached in NCAA football history and is one of 17 men to coach more than 400 games.

Douds has reached numerous milestones for coaching success and longevity, and has spent 54 seasons in the coaching profession - including 51 at ESU, 43 as head coach and eight as an assistant.

He is one of 15 men to reach 40 seasons as head coach in college football history, the ninth to coach 40 years at one school, and the fifth to spend all of his 40+ year career at the same institution.

Douds set the NCAA Division II record for most games coached in 2011, surpassing Jim Malosky of Minnesota-Duluth (393 games) on October 22 against Millersville.

He set the PSAC record for career wins in 2008 with a 44-41 (OT) victory over Shippensburg, his 213th career victory, surpassing Gene Carpenter of Millersville.

Douds, the only PSAC coach who is an active member of the teaching faculty at their schools (following the retirement of Dr. George Mihalik at Slippery Rock in December 2015), was the recipient of ESU's Great Teacher Award in the fall of 2013.



Douds' coaching career at ESU has spanned 51 years and six decades since he took over as head coach in 1974 following eight years as an assistant coach. He has been part of 305 of the 476 wins in program history in his 51 seasons. As head coach, he has mentored 24 Associated Press Little All-Americans, six AFCA All-Americans and six finalists for the Harlon Hill Award, including quarterback Jimmy Terwilliger, who won the award in 2005.

ESU was 4-7 in 2016, ending a run of four consecutive years with at least a .500 record. The previous decade (2000-09) featured a 77-34 record, nine winning seasons, three NCAA Division II Playoff appearances and two PSAC East championships.

The Warriors made their fourth-ever trip to the NCAA postseason - all under Douds' leadership - in 2009, with an 8-3 regular season record before falling to Edinboro in the first round of the playoffs. ESU went 9-2 in 2008, which included the PSAC record-setting 213th win of Douds' career with a 44-41 overtime victory against Shippensburg.

ESU's other NCAA Division II Playoff trips came in 1991, 2004 and 2005. In 2005, the Warriors won three straight playoff games to claim the Northeast Region championship before bowing out in the national semifinals. ESU's 11-3

Coach Douds' Career Record at a Glance

	W	L	T	Pct.
Overall Record	260	188	3	.580
Home Record	134	85	0	.612
Away Record	123	102	3	.546
Neutral Record	3	1	0	.750
vs. PSAC East	156	103	1	.602
PSAC East Home	77	52	0	.597
PSAC East Away	76	51	1	.598
PSAC East Neutral	3	0	0	1.000
vs. PSAC West	37	43	0	.463
PSAC Title Games	3	1	1	.700
NCAA Playoff Games	4	4	0	.500
vs. Non-PSAC Teams	60	37	1	.617
Opening Games	31	12	0	.721
Closing Games	18	24	1	.430
Family Day Games	25	18	0	.581
Homecoming Games	26	17	0	.605

record set a school record for wins in a single season.

ESU's seven straight winning seasons from 2000-06 was the longest such streak of Douds' career. The Warriors put together six consecutive winning seasons from 1975-1980 after going 5-5 in Douds' first season at the helm, and he has sported a winning record as a head coach ever since.

The senior head football coach in the country continues to bring the same love and enthusiasm for coaching young men as when he took over as head coach in 1974.

A native of Indiana, Pa., Douds was a high school coach in Erie, Pa. for two years and an assistant coach at West Virginia University for one year before accepting an assistant coach position at ESU in 1966. He started as the Warriors' tight ends and linebackers coach under head coach Charlie Reese, and then became the

What They're Saying About Coach Douds

"Many of the things I teach now I copied from Coach Douds — having a positive attitude, taking care of your family, teammates and friends. He put us in a position to be successful in life."

• **James Franklin, head coach, Penn State**

"He emphasized three things — a work ethic, doing things right, and enthusiasm. What I learned from Coach Douds has carried over to coaching in the Big 10, SEC and the NFL."

• **Harry Hiestand, offensive line coach, Notre Dame**

"From the time he talks to you as a recruit until years after you've played, Denny Douds is always there for you. I know I'm blessed to have been associated with such a fine man."

• **Pat Flaherty, offensive line coach, San Francisco 49ers, ESU Athletic Hall of Fame**

"What makes Denny so special is that he cares about people. Every year we have a new group of guys come in and he's going to make sure that they reach their goals. He's touched so many lives in so many ways."

• **Mike Terwilliger, offensive coordinator, ESU, ESU Athletic Hall of Fame**

Most Games (Active Coaches)

	Games	Years	Division
1. Denny Douds - East Stroudsburg	451	44th	II
2. Jimmie Laycock - William & Mary	425	38th	FCS

Most Victories (Active Coaches)

	Wins	Years	Division
1. Monte Cater - Lakeland (Wisc.), Shepherd	264	37th	II
2. Denny Douds - East Stroudsburg	260	44th	II
3. Al Bagnoli - Union (N.Y.), Penn. Columbia	244	36th	FCS
4. Jimmie Laycock - William & Mary	243	38th	FCS
5. Rick Giancola - Montclair State	234	35th	III

Most Years at One School (ALL-TIME)

	Years	Total Years Coached
1. John Gagliardi - St. John's (Minn.)	60	1953-2012
2. Eddie Robinson - Grambling	55	1941-42, 45-97
3. John E. Dorman - Upper Iowa	50	1905-06, 09-42, 45-59
4. Joe Paterno - Penn State	46	1966-2011
5. Denny Douds - East Stroudsburg	44th	1974-pres.
6. Roland Ortmeier - La Verne (Calif.)	43	1948-90
7. Amos Alonzo Stagg - Chicago	41	1892-1932
Bob Ford - Albany	41	1973-2013
9. Jim Malosky - Minn.-Duluth	40	1958-97

HEAD COACH DENNY DOUDS

team's defensive coordinator in 1968. After eight seasons assisting Reese, Douds took over as the school's eighth head football coach.

Dating back to Jack Gregory (1959-65) and Reese (1966-73), ESU has had just three head football coaches in the last half-century.

Under Douds' direction, the Warriors have captured nine PSAC Eastern Division titles with solo first-place finishes in 1975, 1976, 1978, 1982, 1983 and 1991 and ties for the top spot in 1980, 2002 and 2003. Before the PSAC championship game was eliminated in 1987, the Warriors won overall crowns in 1975, 1978 and 1982 and tied for the title with Shippensburg in 1976.

The 1975 and 1976 teams were both unbeaten and compiled a 19-game winning streak before the 14-14 tie with Shippensburg in the 1976 PSAC title game. The 1978 squad finished 10-1 and scored the most one-sided win in PSAC championship game history, winning 49-4 over Clarion.

The 1982 team won the school's first ever Lambert Trophy as the top Division II football team in the East and was selected as the ECAC Division II Team of the Year.

The 1991 squad gained the school's first-ever NCAA Division II Playoff berth after winning the PSAC Eastern Division title, while the 2004 team advanced to the second round of the playoffs and tied the previous school record for wins with a 10-2 mark.

The 2005 team broke the school record with 11 wins, won the Lambert Trophy and produced five All-America selections. Record-setting quarterback Jimmy Terwilliger received the Harlon Hill Award as the most outstanding player in Division II football, and was joined on All-America teams by kicker Mark Brubaker, fullback Anthony Carfagno, punter Ken Parrish and wide receiver Evan Prall.

Other recent All-Americans include Nick Krut, the nation's leading punter in 2008, three-time All-America linebacker Matt Freed (2008-10), defensive tackle Bryan Thomson (2012), fullback Thomas Tippet (2013), Harlon Hill finalist quarterback Matt Soltes (2015) and wide receiver Jon Schnaars (2015), DII's leading receiver as a senior.

Terwilliger, the son of offensive coordinator Mike Terwilliger, has played a significant role in the latest chapter of Douds' career. Terwilliger finished his career in 2006 with 16 ESU and 18 NCAA records, including tying the all-division record with 148 touchdown passes. He also held Division II records for passing yards (14,350) and total offense (16,064). Terwilliger threw for 4,571 yards and 50 TDs to claim the Harlon Hill Award as a junior in 2005.

Terwilliger, a four-time Harlon Hill candidate and three-time finalist, is one of eight Warriors who have been Hill candidates since 1989. Five are quarterbacks - James Franklin, Damian Poalucci, Terwilliger, Ray Wagner and Soltes.

One of Douds' many career highlights came in January 2014 when Franklin was named head coach at Penn State after three years at Vanderbilt.

Douds has been honored by his peers many times. He was named the Kodak College Division Coach of the Year three times (1975, 1976, 1982), the PSAC Coach of the Year twice (1975, 1978) and the PSAC East Coach of the Year three times (1976, 1982, 2002).

In 1976, he was the first unanimous winner of the Stan Lomax-Irving T. Marsh Award as selected by the New York Football Writers' Association as the Eastern College Division Coach of the Year.

As a player, Douds was a standout lineman for Slippery Rock University as a right guard on offense and a nose tackle on defense. His play earned him All-Conference, All-State and NAIA All-America honors. He was named the school's outstanding senior athlete in 1962-63.

That same year, Douds was co-captain of the Slippery Rock football team which won the conference title by beating ESSC, 13-6, in the 1962 State Game.

He has been an active member of the American Football Coaches' Association and is an active volunteer for charitable and church activities in the community.

He is a member of four Athletic Halls of Fame — ESU, Slippery Rock University, Indiana County and Northeast Pennsylvania. He was inducted into the ESU Athletic Hall of Fame in 1998.

Douds and his wife Judy, also a Slippery Rock graduate, celebrated their 53rd wedding anniversary on June 20, 2017. They have two children and five grandchildren.

PERSONAL

Name: Dennis Carl Douds

Born: February 16, 1941, Indiana, Pa. **Married:** June 20, 1964

Wife: The former Judy Nylander (Slippery Rock '63) of Pittsburgh, Pa.; retired as teacher at the Clearview Elementary School, Stroudsburg, Pa.

Children: Mrs. Jill Koerber (Slippery Rock '88), recreation therapist in Toms River, N.J. Douglas (Wake Forest '90), Colonel in the United States Marine Corps

Grandchildren: Zachery Douglas Koerber, 24; Tyler Gregory Koerber, 22; Morgan Anne Koerber, 20; Gus Garrison Douds, 17; Sam Douds, 14.

EDUCATION

Indiana High School, Indiana, Pa. 1959

Slippery Rock University, B.S. in Physical Education 1963

West Virginia University, M.S. in Physical Education 1966

HEAD COACHING

2016	East Stroudsburg	4-7	6th East
2015	East Stroudsburg	6-5	5th East
2014	East Stroudsburg	6-5	Tie 3rd East
2013	East Stroudsburg	7-4	4th East
2012	East Stroudsburg	5-5	Tie 3rd East
2011	East Stroudsburg	3-8	7th East
2010	East Stroudsburg	3-8	6th East
2009	East Stroudsburg	8-4	5th East; NCAA Playoffs - 1st round
2008	East Stroudsburg	9-2	3rd East
2007	East Stroudsburg	3-6	Tie 3rd East
2006	East Stroudsburg	7-4	3rd East
2005	East Stroudsburg	11-3	3rd East; NCAA Playoffs - semifinals
2004	East Stroudsburg	10-2	2nd East; NCAA Playoffs - 2nd round
2003	East Stroudsburg	8-3	East Champion
2002	East Stroudsburg	8-2	East Champion
2001	East Stroudsburg	7-3	2nd East
2000	East Stroudsburg	6-5	4th East
1999	East Stroudsburg	4-7	5th East
1998	East Stroudsburg	2-8	5th East
1997	East Stroudsburg	4-6	Tie 4th East
1996	East Stroudsburg	6-4	Tie 2nd East
1995	East Stroudsburg	4-6	4th East
1994	East Stroudsburg	5-5	5th East
1993	East Stroudsburg	7-2-1	Tie 2nd East
1992	East Stroudsburg	8-2	2nd East
1991	East Stroudsburg	8-3-1	East Champion; NCAA Playoffs - 1st round
1990	East Stroudsburg	6-4	Tie 2nd East
1989	East Stroudsburg	6-4	Tie 4th East
1988	East Stroudsburg	4-6	4th East
1987	East Stroudsburg	4-6	Tie 5th East
1986	East Stroudsburg	1-9	Tie 5th East
1985	East Stroudsburg	2-8	5th East
1984	East Stroudsburg	5-5	4th East
1983	East Stroudsburg	7-4	East Champion
1982	East Stroudsburg	9-2	Champion
1981	East Stroudsburg	4-6	Tie 2nd East
1980	East Stroudsburg	6-4	Tie 1st East
1979	East Stroudsburg	7-3	Tie 3rd East
1978	East Stroudsburg	10-1	Champion
1977	East Stroudsburg	6-2	3rd East
1976	East Stroudsburg	9-0-1	Co-Champion
1975	East Stroudsburg	10-0	Champion
1974	East Stroudsburg	5-5	3rd East

Won-Loss Record 43 years • 260-188-3 • .580 winning percentage

ASSISTANT COACHING

1973	East Stroudsburg	Def Coordinator	6-1-1	2nd East
1972	East Stroudsburg	Def Coordinator	4-5	Tie 6th East
1971	East Stroudsburg	Def Coordinator	6-3	Tie 2nd East
1970	East Stroudsburg	Def Coordinator	5-4	Tie 2nd East
1969	East Stroudsburg	Def Coordinator	5-3	Tie 2nd East
1968	East Stroudsburg	Def Coordinator	8-0-1	Co-Champion
1967	East Stroudsburg	Asst Coach	7-1	2nd East
1966	East Stroudsburg	Asst Coach	4-4	2nd East
1965	West Virginia	Asst Frosh Coach	4-1	
1964	McDowell H.S.	Asst Coach	7-2	
1963	McDowell H.S.	Asst Coach	6-3	

PLAYING RECORD

1962	Slippery Rock	Chuck Godlosky	9-1	Champion
1961	Slippery Rock	Chuck Godlosky	6-3	West Champion
1960	Slippery Rock	Chuck Godlosky	5-1-2	3rd West
1959	Slippery Rock Frosh	Chuck Godlosky	5-0	
1958	Indiana High School	Dick Farbaugh	8-1	
1957	Indiana High School	Dick Farbaugh	9-0	
1956	Indiana High School	Dick Farbaugh	9-0	

TEACHING


1966- Asst. Prof. of Physical Education and Sport Studies at ESU; coached Men's Swimming 1967-73.

1965-66 Graduate Assistant at WVU, taught Physical Education courses, directed intramural program.

1963-65 Physical Ed. and Safety Ed. at McDowell High School, Erie, Pa.; coached tennis.

ASSISTANT COACHES

Mike Terwilliger Offensive Coordinator



Mike Terwilliger, a member of the ESU Athletic Hall of Fame as a player and a coach, enters his 44th year at ESU and his 40th as an assistant coach during the 2017 season.

Terwilliger has twice been recognized with major national awards

by the American Football Coaches Association - he was named DII Assistant Coach of the Year in 2006, and was honored as the Outstanding Achievement Award recipient in 2015.

Terwilliger has been involved in all 451 games - the Division II record - that Denny Douds has been on the sidelines as a head coach. He was a four-year starter at quarterback for the Warriors from 1974-77, and has been an assistant coach since graduating in the spring of 1978 with a degree in health and physical education. He also holds a Master's degree in physical education from Temple University, which he earned in 1983.

Terwilliger has been the offensive coordinator since 2001 and has led a record-setting offense that has averaged at least 24 points per game for 16 straight seasons. ESU QB's ranked in the top three in the PSAC in total offense in every season from 2002-15 - Matt Soltes (2012-15), Ray Wagner (2011), Matt Marshall (2009-10), Tim Roken (2007-08), Jimmy Terwilliger (2003-06) and Jeremy Palm (2002).

Terwilliger's son, Jimmy, set the standard for ESU, PSAC and Division II quarterbacks in his career from 2003 through 2006. He set 16 ESU and 18 NCAA records, including Division II marks for passing yards (14,350), total offense (16,064) and passing touchdowns (148). Jimmy was a three-time selection as the PSAC East Offensive Player of the Year and won the Harlon Hill Award in 2005 as the most outstanding player in Division II football.

ESU has a long history of standout quarterbacks with Mike Terwilliger playing a prominent role. He was 30-4-1 as a starter, leading the Warriors to undefeated seasons and PSAC championships in 1975 and 1976. He was inducted to the ESU Athletic Hall of Fame in 1994.

As ESU's quarterback coach since 1978, Terwilliger has tutored all of his successors at the position, including Andy Baranek, Bret Comp, James Franklin, Damian Poalucci, Jeremy Palm, Jimmy Terwilliger, Tim Roken, Matt Marshall, Ray Wagner and Matt Soltes.

Soltes was a three-time Harlon Hill candidate and a finalist as a senior in 2015, placing t-4th in the national voting. He set five DII records, including career TD passes per game (3.20), and also set PSAC records for total offense per game and passing yards per game that were held by Jimmy Terwilliger. He was named PSAC East Offensive Athlete of the Year and the regional player of the year by two organizations as a senior while also earning All-America honors.

Soltes' top target, Jon Schnaars, was DII's leading receiver.

ESU's quarterback has been named a candidate for the Harlon Hill Award in 11 of the last 23 years, the most in Division II. Franklin, the head coach at Penn State, was a candidate in 1994, followed by Poalucci in 1996 (finished 3rd) and 1997, Jimmy Terwilliger from 2003-06 (3-time finalist, won in 2005), Wagner in 2011 and Soltes from 2013-15.

Matt Marshall guided the Warriors to their most recent NCAA Playoff appearance in 2009, the first of his two years under center. Roken guided the Warriors to a 9-2 record in 2008 after taking over from Jimmy Terwilliger in 2007.

In 2005, the Warriors averaged 42.6 points per game and 508.4 yards of total offense as they won the Division II Northeast Region championship and advanced to the national semifinals for the first time in school history. The younger Terwilliger threw for 4,571 yards and 50 touchdowns, while the rushing game averaged 163 yards per game.

The 2004 Warriors recorded nearly 500 yards of total offense per game and Jimmy Terwilliger led the nation in pass efficiency while throwing for 3,826 yards, the third-highest total in PSAC history. In 2003, Terwilliger set the Division II record for total offense by a freshman.

Poalucci had a record-setting career as a three-year starter from 1995-97. He set DII records with 383.1 passing yards per game and 616 yards against Mansfield in 1996 and graduated with 17 school passing records.

Terwilliger has coached four All-America quarterbacks - Soltes (2015), his son Jimmy (2004-06), Poalucci (1996) and Andy Baranek (1984), who led the Warriors to the 1982 PSAC championship.

The Warriors have had an All-PSAC quarterback in 19 of the 39 seasons that Terwilliger has been on staff since 1978 - Barry Kennedy (1978-79), Baranek (1982-84), Franklin (1993-94), Poalucci (1996-97), Palm (2001-02), Jimmy Terwilliger (2003-06), Wagner (2011) and Soltes (2013-15). The Warriors' signal caller has been named to the first team 12 times.

As a player, Terwilliger was one of the finest quarterbacks in program history. After taking over as a starter early in his freshman year, Terwilliger guided the Warriors to a 30-4-1 record over four seasons. He earned All-Conference first team honors twice and was also an Associated Press Little All-America honorable mention selection. He threw for 3,799 yards and 33 touchdowns in his playing career.

Terwilliger and his wife Kim are the parents of three children - Jimmy, Kelly and Jackie. The Terwilligers live in East Stroudsburg.


Denny Douds By The Numbers

- 44th season as head coach
- 52nd on ESU coaching staff
- 451 games as head coach (Division II record)
- 260 wins (PSAC record)
- part of 519 (of 819) games and 305 (of 476) wins in program history
- 9 PSAC East championships as head coach
- 3-0-1 record in PSAC championship games (won 1975, 1978, 1982, tied 1976)
- 4 NCAA Playoff appearances (1991, 2004, 2005, 2009)

Has coached against:

- 40 schools (will add 1 in 2017 - Fairmont St)
- 110 head coaches (will add 3 in 2017 - Fairmont St, IUP and California)

- 1,072 letterwinners as coach (since 1966)
- 923 letterwinners as head coach (since 1974)
- 379 All-PSAC selections
- 194 All-PSAC first team selections
- 4 four-time 1st team All-PSAC East selections (Jimmy Terwilliger, Mark Brubaker, Kevin Nagle, Jeff Johnson)
- 67 ECAC All-Region selections (1974-2002)
- 42 CoSIDA All-Region selections (since 1993)
- 24 AP Little All-America selections (20 individual players)
- 1 3-time Little All-American (Matt Freed)
- 3 repeat Little All-Americans (Matt Freed, Jimmy Terwilliger, Evan Prall)
- 6 AFCA All-America selections
- 6 Harlon Hill finalists (Matt Soltes, Jimmy Terwilliger 3 times, Damian Poalucci, Dennis Mailhot)
- 1 Harlon Hill winner (Jimmy Terwilliger, 2005)
- 2 NFL Draft picks (Dan Murray 1988, Ray Yakavonis 1980)
- 12 Academic All-Americans (Devon Ackerman 2x, Jon Schnaars 2x, Bryan Thomson, Robert Bleiler, Matt Freed 2x, Matt Crispell, Ed Detwiler, Ernie Siegrist, Warren Brown)
- 26 Academic All-District selections



Mike Terwilliger and Denny Douds after Douds set the DII record for games coached in 2011.

Mike Santella

*Offensive Line/
Recruiting Coordinator*



Mike Santella is in his 20th season as an assistant coach at his alma mater, and his 17th as the full-time offensive line coach, during the 2017 season. He has also served as the Warriors' recruiting coordinator since returning to ESU prior to

the 2001 season.

A 1994 graduate of ESU, Santella has made an impact as an assistant coach for two championship NCAA Division I-AA programs, and three NCAA Division II Playoff teams at ESU, during his coaching career.

His front five has provided the protection for the Warriors' record-setting offensive performances, and was instrumental in Jimmy Terwilliger's Harlon Hill campaign in 2005. ESU averaged nearly 500 yards of total offense and more than 35 points per game from 2004 through 2006. Most recently, the Warriors have ranked in the top 10 in Division II in total offense in 2012 (4th - 497.9 ypg), 2013 (7th - 508.1 ypg) and 2015 (10th - 488.0 ypg).

Santella has coached 22 All-PSAC selections and had at least one All-PSAC offensive lineman in every season from 2001 through 2013. Center Dan Caffrey was a first team All-PSAC East and Daktronics All-Region selection in 2011 as the Warriors led Division II in fewest tackles for loss.

Current junior Michael Fleming (2015-16), Seve Rivers (2011-12), Caffrey (2010-11), Morgan Thomas (2008-09), Mike Habel (2007-08), Dan Crozier (2004-05), Greg Munch (2002-03) and Joe Burton (2001-02) are all two-time All-PSAC honorees under Santella's mentorship. Current senior Norman Rogers III (2016), Cody Laubach (2013), Keith Weaver (2008), Jeff Kocsis (2005), Colin Delaney (2004) and Jim Sodano (2001) have also been all-conference.

Santella was a part-time assistant coach for the Warriors in both 1998 and 1999, working with the offensive line, and was a student coach in the fall of 1994 after receiving his bachelor's degree in physical education.

A native of Bethlehem, Pa., Santella went home to join the coaching staff at Lehigh University where he was an assistant for three years. He worked with the offensive line in 1995, coached the tight ends in 1996 and was the running backs coach in 1997.

Lehigh won the 1995 Patriot League championship in Santella's first year on the staff, and tailback Rabih Abdullah was a first team all-league selection and went on to play in the NFL.

In 2000, Santella was the tight ends coach at the University of Pennsylvania and helped the Quakers claim the Ivy League championship with a 7-3 record. The Quakers had the number one passing offense in I-AA football.

Chadd Braine

Defensive Coordinator/Linebackers



Chadd Braine enters his fourth season on the Warriors' coaching staff as defensive coordinator in 2017.

Braine is a 1999 graduate of East Stroudsburg University and four-year letterwinner at defensive back from 1994-97.

ESU has had three All-PSAC East selections in both of the last two seasons - nose guard Marc Ranaudo (1st team), defensive end Ahmad McFarland and linebacker Mike Wiand in 2016, and McFarland, linebacker Sekou Jones and cornerback Teron Dobbs in 2015. The Warriors landed four All-PSAC East defenders in 2014 in defensive end Brandon Gattelli and defensive tackle Bryan Thomson (1st team), and linebacker Cody Simcox and Dobbs.

Braine arrived at ESU after five seasons as defensive coordinator and academic coordinator at William Paterson University from 2008-12, where he also coached the linebackers and defensive backs and guided a defense that ranked as high as 10th in DIII.

Braine's previous collegiate experience prior to William Paterson includes two years as assistant head coach, defensive coordinator and academic coordinator at Northern Michigan in 2006 and 2007.

He was the linebackers coach at Michigan Tech in 2004 and 2005. The 2004 squad won its first GLIAC championship and reached the NCAA DII quarterfinals.

Braine was also defensive backs coach at South Dakota in 2003 and linebackers coach at Ferrum (Va.) from 2000 to 2002, including the final two years as co-defensive coordinator. The 2000 defense led DIII in total defense, allowing 165.5 yards per game.

Braine began his coaching career at ESU as a student assistant in 1998 and graduate assistant coach in 1999.

He is also the founder of First and Goal Sports, LLC in Randolph, N.J., which runs youth football camps and clinics.

During his career at ESU, Braine was named to the All-PSAC East second team at defensive back in 1997 and played in 34 career games, including 26 starts.

He had 116 tackles, 5 TFL, 2 forced fumbles, 2 fumble recoveries, 17 pass breakups and 7 interceptions in four seasons. He compiled 55 tackles and 3 interceptions while starting all 10 games in 1997.

Braine was also a member of ESU's track program and set a school record in the 100m dash (10.55) which stood from 1998 to 2009. He was third in the PSAC in the 100m dash (10.65) and third in the ECAC in the indoor 55m dash (6.62) in 1998.

Jimmy Terwilliger

Defensive Backs



Jimmy Terwilliger, ESU's record-setting quarterback and the 2005 Harlon Hill Award winner as the most outstanding player in Division II football, is in his third season as the Warriors' defensive backs coach in 2017.

Terwilliger, a four-time Harlon Hill candidate and three-time finalist, graduated with 18 NCAA Division II records and two NCAA all-division records as part of his All-America career at ESU (2003-06).

Terwilliger is slated for induction to the ESU Athletic Hall of Fame this fall.

He led the Warriors to two NCAA DII Playoff appearances (2004 and 2005) and won the Northeast Region title in 2005, advancing to the national semifinals. ESU won the PSAC East regular season title in 2003.

He tied the NCAA all-division record for touchdown passes (148) and set DII career records for total offense (16,064 yards), passing yards (14,350), pass efficiency (170.7), touchdowns responsible for (161) and points responsible for (966).

In his record-setting 2005 season, Terwilliger threw for 4,571 yards and 50 touchdowns, and ran for 389 yards and four TD for 4,960 yards of total offense, leading the Warriors to an 11-3 record.

He was the first quarterback in DII history with 3,000 yards of total offense in each of his four seasons. He was a three-time All-America selection, and was twice named to the AP Little All-America second team (2005 and 2006).

He was a three-time first team Daktronics All-Region selection (2004-06) and a three-time PSAC East Offensive Player of the Year (2003-04, 2006). He is the only QB in PSAC East history to be named first team in each of his four seasons.

Terwilliger graduated from ESU in 2007 with a bachelor's degree in Health and Physical Education. He was named to the PSAC Top 10 in 2005 and 2006 and was an Academic All-District selection in 2004.

He was a health and physical education teacher for eight years in the East Stroudsburg, Pleasant Valley and Parkland school districts.

Terwilliger helped Parkland to the District 11 championship in 2014 after leading Pleasant Valley to the District playoffs three times (2010, 2012, 2013) in five years as head coach. He coached PV to the Mountain Valley Conference championship in 2010 and was named the MVC Coach of the Year.

He was an assistant coach under his high school coach, Ed Christian, at East Stroudsburg South in 2007 and 2008 and helped the Cavaliers to a pair of District playoff appearances.

ASSISTANT COACHES/SUPPORT STAFF

Frank Lupin

Wide Receivers



Frank Lupin enters his 57th season in coaching in 2017, and his 36th as an assistant coach at ESU. Including eight years as a player, four in high school and four at ESU, this fall is Lupin's 65th in football.

Lupin was recognized for his long-time

contributions to Warrior football when he was inducted into the ESU Athletic Hall of Fame in the fall of 2002. He was a player for the Warriors from 1957-60, served as a freshman coach in 1961, and returned to ESU as an assistant coach in 1983.

Lupin has developed all-conference, record-breaking pass catchers nearly every year, including Evan Prall, who set PSAC records with 4,093 yards receiving and 50 touchdowns in his career.

Jon Schnaars, DI-I's leading receiver in 2015 and a consensus All-America first team selection, broke Prall's career record with 239 receptions. He had 114 catches, 1,610 yards and 22 TD as a senior.

Prall was a two-time All-America selection and set PSAC marks with 1,766 yards receiving and 23 touchdowns as a junior in 2005. Mike Mancuso was a two-time All-America selection in 1996 and 1997.

All-Region wide receivers include Schnaars (2015), Robert Bleiler (2013), Dusty Reed (2011-12), Prall (2005-06), Tim Strenfel (2004), Mancuso (1996-97), Jason Killian (1996), Dennis Mailhot (1989) and Scott Benoit (1983).

ESU has had an All-PSAC East wide receiver in 29 of the 35 years that Lupin has been on staff, including every season since 2001. A total of 25 wide receivers have been named All-PSAC since 1983. The 1996 and 2005 teams both featured a pair of 1,000-yard pass catchers and 12 players have gone over 2,000 career receiving yards.

As a player at ESU, Lupin was one of the Warriors' top running backs under head coach Jack Gregory from 1957-60. As a senior, he averaged 7.3 yards per carry with 313 yards on 43 rushing attempts.

After leaving ESU, Lupin was an assistant coach at Binghamton (N.Y.) North High School from 1962-67, and was head coach at Waverly (N.Y.) HS from 1968-79. Lupin was the head coach at Pocono Mountain HS for three seasons before taking a position at ESU.

Lupin was a physical education teacher at the Pocono Elementary Center in Tannersville before retiring in 2003. He earned his bachelor's degree in Health and Physical Education in 1962, and his Master's degree in Physical Education in 1978.

Eric Saenz

Defensive Line



Eric Saenz enters his second season as defensive line coach at ESU during the 2017 season.

Saenz coached nose guard Marc Ranaudo to first team All-PSAC East and third team Football Gazette All-Region honors in 2016.

Defensive end Ahmad McFarland was named All-PSAC East second team for the second straight season.

Saenz was previously was the defensive line and special teams coach at Lock Haven from 2009-14, where he coached three All-PSAC selections in defensive end Nick Gounaris (2009-10), defensive tackle Skyler Wool (2011-12) and defensive end Tyrek Morgan (2013).

He also has coaching experience at John F. Kennedy High School (N.Y.) as offensive/defensive line coach in 2007-08, Christ the King Regional as assistant head coach and line coach from 2003-06 and defensive film breakdown coordinator in 2015, and Holy Trinity Diocesan High School as freshman head coach and line coach in 2002.

Saenz was an offensive lineman at C.W. Post and graduated in 2001. He was a member of the 2001 Northeast-10 championship team and two runner-up teams. He is a graduate of Christ the King Regional High School.

Saenz has camp experience with NFL High School Player Development, USA Football Youth Coaches Clinic (NY Giants/NY Jets), Penn State and Ohio State.

Zach Sarginger

Running Backs



Zach Sarginger, a three-year starter on ESU's offensive line from 2009-11, is in his second year as running backs coach for the 2017 season.

In 2016, senior running back Robert Healy set ESU single-season records for

rushing yards (1,163) and touchdowns (18) and was named first team All-PSAC East and first team All-Region on both the D2CCA and Football Gazette squads. Senior fullback Sean Roth was also named to the Football Gazette All-Region team, giving ESU a pair of first team selections in the offensive backfield.

Sarginger was previously a volunteer assistant coach for the Warriors from 2012 through 2015, working primarily with the running backs following a stint with the offensive line under his position coach, Mike Santella.

Sarginger started 33 games in his career for the Warriors, including starts at four of the five positions on the offensive line. He started all 11 games at right guard in 2009, started five games at right tackle and six at left tackle in 2010 and nine games at left tackle and two at left guard in 2011.

He graduated from ESU in 2015 with a bachelor's degree in Economics and a minor in Mathematics. He was named to the Academic All-District team in 2009.

Rob Mikulski

Strength & Conditioning



Rob Mikulski is in his 31st year as a member of the ESU football staff, specializing in strength and conditioning.

In 2005, he was named the Division II Strength and Conditioning Coach of the Year by American Football Monthly. Nine coaches of the year were

awarded, from high school to the NFL.

Mikulski earned two bachelors degrees at Penn State and graduated in 1986. He earned a letter as a defensive tackle on the Nittany Lions' national championship team and played at Penn State for three years after transferring from Bucknell University.

Mikulski holds a Master's degree from ESU. He is certified by the National Strength and Conditioning Association and is director of drug and alcohol prevention for the New Jersey Head Start Association.

WARRIOR FOOTBALL SCHOLARSHIPS



The Warriors raise their helmets to the home crowd following a 48-28 win over Clarion in 2013.

ESU Foundation Warrior Football Scholarships

East Stroudsburg University has 41 football scholarships which have been established to support the program.

For more information, please call (570) 422-3658.

The 1968 Championship Football Team Annual Scholarship

David "Toby" Barkman '65 Endowed Scholarship

Ken '62 and Donna Benner Annual Scholarship

Derek Brown Memorial Annual Scholarship

Sterling '61/M'65 and Virginia '61 Brown Annual Scholarship

Thomas and Deanna Detwiler Football Endowed Scholarship

Detzi Family Football Annual Scholarship

Coach Denny Douds 50th Anniversary Celebration Annual Scholarship

Denny Douds Endowed Scholarship

Kathy Grayuski '82 M'88 Memorial Annual Scholarship

Jack Gregory '52 Football Endowed Scholarship

Peg and Jack '52 Gregory Annual Scholarship

Joseph C. '63 & Joanne '64 Heverin Endowed Scholarship

Robert A. Kearn '58 Football Endowed Scholarship

Betsie Kunkel Memorial Annual Scholarship

Doug Leonzi '94 Football Annual Scholarship

Bill '63 & Sandy '64 Lewis Annual Scholarship

Mancuso Family Football Endowed Scholarship

Doug '67 M'69 and Marilyn McNamee Football Annual Scholarship

Maury Molin '76 Annual Scholarship

Miles Montague Football Annual Scholarship

Dr. Cummings A. "Jake" Piatt '61 Memorial Endowed Scholarship

Bob Richey '73 Football Annual Scholarship

James C. Roberts IV Memorial Endowed Scholarship

S. Jerome and Phyllis Rubin Football Endowed Scholarship

Bill Ruddy '57 Football Annual Scholarship

Kevin P. and Candace A. Ruddy Redshirt Football Endowed Scholarship

Mike Stambaugh '76 Football Annual Scholarship

Adam '00 and Erin Stauffer Annual Scholarship

Willard Stem '76 Memorial Annual Scholarship

Elsie E. Strube Memorial Endowed Scholarship

Duane Struppler Jr. Endowed Scholarship

Doc Sutton Annual Scholarship

Doc Sutton Endowed Scholarship

Robert Tonkin '65 Family Football Annual Scholarship

VanFleet Family Football Annual Scholarship

Vermillion Family Football Annual Scholarship

Warriors Football Club Annual Scholarship

Robert '75 and Julieann Willever Football Annual Scholarship

Martin Wortley '95 Annual Scholarship

Martin Wortley '95 Endowed Scholarship

established by members of the 1968 PSAC championship team

in honor of David "Toby" Barkman '65

in honor of Ken '62 and Donna Benner

in memory of Derek Brown

in honor of Sterling '61/M'65 and Virginia '61 Brown

in memory of Thomas and Deanna Detwiler

in honor of Jeff Detzi '79, Joe Detzi '79 and John Detzi '79

established to mark the celebration of his 50 years at ESU

in honor of head football coach Denny Douds

in memory of Kathy Grayuski '82 M'88

in honor of Jack Gregory '52, ESU football coach from 1959-65

in memory of Peg Gregory

in honor of ESU alumni Joseph C. '63 and Joanne '64 Heverin

in honor of Robert A. Kearn '58

in memory of Betsie Kunkel by her husband Hank Kunkel '73

in honor of Doug Leonzi '94

in honor of Bill '63 and Sandy '64 Lewis

in honor of Mike Mancuso '97

in honor of Doug '67 M'69 and Marilyn McNamee

in honor of Maury Molin '76

in memory of Miles Montague

in memory of Cummings A. "Jake" Piatt '61

in honor of Bob Richey '73

in memory of James C. Roberts IV

in honor of Pocono business leaders S. Jerome and Phyllis Rubin

in honor of Bill Ruddy '57

in memory of Kevin P. '83 and Candace A. Ruddy

in honor of Mike Stambaugh '76

in honor of Adam '00 and Erin Stauffer

in memory of Willard Stem '76

in memory of Elsie Strube by her husband, William Strube

in memory of Duane Struppler Jr.

in honor of Bob "Doc" Sutton, ESU coach and professor

in honor of Bob "Doc" Sutton, ESU coach and professor

in honor of Robert Tonkin '65

in honor of Duane VanFleet '82

in honor of Ryan Vermillion '00

provided by generous supporters of the Warrior Football Club

established by Robert '75 and Julieann Willever

in memory of Martin Wortley '95

in memory of Martin Wortley '95

WARRIORS COACHING LEGACY

The list below includes ESU alumni or graduate assistant coaches who have coached at the NCAA Division I or NFL level. To provide additions to this list, please contact the sports information office.



Pat Flaherty '78 (Jacksonville)
2-time Super Bowl
Champion



Harry Hiestand '83 (Notre Dame)
Offensive Line Coach



James Franklin '95 (Penn State)
Head Coach

CURRENTLY IN NFL

Pat Flaherty '78

Jacksonville Jaguars offensive line coach
- previously: Penn State, Rutgers, East Carolina, Wake Forest, Iowa, Washington Redskins (NFL), Chicago Bears (NFL), NY Giants (NFL), San Francisco 49ers (NFL)

Vic Fangio '80

Chicago Bears defensive coordinator
- Baltimore Stars (USFL), New Orleans Saints (NFL), Carolina Panthers (NFL), Indianapolis Colts (NFL), Houston Texans (NFL), Baltimore Ravens (NFL), Stanford

Joe Marciano (GA)

Detroit Lions special teams coordinator
- Rhode Island, Villanova, Penn State, Temple, Philadelphia/Baltimore Stars (USFL), New Orleans Saints (NFL), Tampa Bay Buccaneers (NFL), Houston Texans (NFL), Minnesota Vikings (NFL)

Joe Baker (GA)

Dallas Cowboys secondary coach
- Birmingham Fire (World League), Samford, Jacksonville Jaguars (NFL), Wisconsin, New Orleans Saints (NFL), Green Bay Packers (NFL), St. Louis Rams (NFL), Denver Broncos (NFL), Tampa Bay Buccaneers (NFL)

John Glenn '05

Seattle Seahawks assistant linebackers coach
- Washington

CURRENTLY IN DIVISION I

James Franklin '95

Penn State head coach
- James Madison, Washington State, Idaho State, Maryland, Green Bay Packers (NFL), Kansas City Chiefs (NFL), Maryland, Vanderbilt (head coach)

Brent Pry (GA)

Penn State associate head coach/defensive coordinator
- Virginia Tech, Western Carolina, Louisiana-Lafayette, Memphis, Georgia Southern, Vanderbilt

Harry Hiestand '83

Notre Dame offensive line coach/run game coordinator
- Penn, USC, Toledo, Cincinnati, Missouri, Illinois, Chicago Bears (NFL), Tennessee

Marshall Roberts M'03

Liberty defensive backs coach
- Anaheim Piranhas (Arena League), Frankfurt Galaxy (NFL Europe)

Holman Copeland M'09

William & Mary cornerbacks coach
- Buffalo, Central Connecticut

Brandon Phillips '13

Central Connecticut outside linebackers coach

Mike Lackey (GA)

Missouri recruiting GA

CURRENTLY IN DIVISION II

Mike Santella '94

ESU offensive line coach/recruiting coordinator
- Lehigh, Pennsylvania

CURRENTLY IN DIVISION III

Mike Donnelly (GA)

Muhlenberg head coach
- Albany, Lafayette, Buffalo, Columbia

CURRENTLY IN HIGH SCHOOL

Jon Pry '03

St. Thomas More (Lafayette LA) assistant
- Auburn, South Carolina State

RETIRED/NO LONGER IN COACHING PROFESSION

Ron Wisniewski (GA)

- Northern Colorado, Montana, Wyoming, Princeton

Steve Axman M'75

- Albany State, Army, Illinois, Arizona, Denver Gold (USFL), Stanford, UCLA, Maryland, Northern Arizona (head coach), Minnesota, Washington, UCLA, Washington, Montana, Idaho, Nicholls State (interim head coach)

Doug McNamee '67

- Wagner, Drexel, Rhode Island

Gibby Romaine '66

- Kansas State, Maryland

Fred O'Conner

- Villanova, Maryland, Southern Mississippi, Villanova, Florida Blazers (World League), Chicago Bears (NFL), San Francisco 49ers (NFL - interim head coach 1978), Washington Redskins (NFL), Montreal Alouettes (CFL), Catholic (head coach), Florida Atlantic

Joe Daniels (GA)

- Colleges: Boston College, West Virginia, Pittsburgh, Cincinnati, Ohio State (most recently), NFL: Cleveland Browns, Buffalo Bills, New York Jets

Billy Lewis '63

- Pittsburgh, Wake Forest, Georgia Tech, Arkansas, Wyoming (head coach), Georgia, East Carolina (head coach - 1991 AFCA Coach of the Year), Georgia Tech (head coach), Miami Dolphins (NFL), Notre Dame

Sterling Brown '61

- Hofstra, Navy, Villanova, Drexel (head coach), Pennsylvania, Wyoming, Temple, Virginia, Ursinus (head coach/associate AD), South Carolina (associate AD), Virginia Tech (associate AD), Marshall (senior associate AD), Wyoming (senior associate AD), Georgia Tech (senior associate AD)

John Brunner '60

- Villanova, Temple, Princeton, Detroit Lions (NFL), Green Bay Packers (NFL), Tampa Bay Buccaneers (NFL), Minnesota Vikings (NFL)

John Petercuskie '50

- Dartmouth, Boston College, Princeton, Cleveland Browns (NFL), Harvard, Liberty

John Whitehead '50

- Lehigh (head coach 1976-85)

EILER-MARTIN STADIUM

Our Home — Gregory-Douds Field at Eiler-Martin Stadium



The Warriors made their debut on the FieldTurf at Eiler-Martin Stadium against Virginia Union on August 28, 2008.

East Stroudsburg University's Gregory-Douds Field at Eiler-Martin Stadium is named in honor of **John R. Eiler**, an outstanding athlete at the school in the early 1930s and later athletic director and a championship soccer coach, and the late **Gene Martin**, the Warriors' head football coach from 1942-57 and the school's long-time Dean of Men. The names of coaches **Jack Gregory** (1959-65) and **Denny Douds** (1974-present) were added in a ceremony following a 58-14 win vs. Cheyney on Oct. 30, 2010.

Formerly swamp land in 1932, today's stadium and field were filled in by East Stroudsburg State Teachers' College students working in federal work programs instituted after Franklin Roosevelt was elected president in 1932. Many football players at the time were members of the work crew.

Dedication ceremonies were held on Oct. 22, 1938, before a football game against Cortland State. There was a parade to the stadium which

included both football teams, members of all other athletic teams in full uniform, students in the Physical Education and Health program, municipal and college officials, and even game officials.

New home bleachers were added in 1960 while a fully enclosed, air-conditioned press box was installed in 1988 and new away bleachers were added in 1989. Also in 1988, an electronic message center scoreboard was erected at the south end of the field. The scoreboard was replaced with a video board in 2014.

The stadium has undergone three major upgrades in the past five years, including the installation of FieldTurf in the summer of 2008 that gives ESU a sparkling multi-use facility. Lights were added in the spring of 2007 which made night games possible for the first time in school history. The track was resurfaced and expanded to eight lanes for the Warriors' track and field program in 2005.




RETURNING STARTERS

TIM WILSON • 80

WR 5-9 170 Senior

Wayne, Pa./Radnor



Honors:

- 2016 All-PSAC East 2nd team

Junior (2016):

58 catches, 910 yards and 8 TD ... had 100+ yards in 5 of 10 games ... ranked 7th in PSAC in receptions per

game (5.8) and receiving yards per game (91.0) ... 9th in receiving TD (8) ... 9th in all-purpose yards per game (133.9) ... career-highs with 13 catches, 146 yards and 3 TD vs. Lock Haven ... 1,339 all-purpose yards (910 receiving, 356 kick returns, 79 punt returns, -6 rushing) ... 262 all-purpose yards vs. Lock Haven (146 receiving, 88 kick returns, 28 punt returns) ... 5 catches, 58 yards, TD at Brevard in season opener ... 6 catches, 109 yards, 2 TD vs. IUP ... 8 catches, 65 yards at Mercyhurst ... 2 catches, 110 yards, TD at Shippensburg ... missed week 5 game vs. Cheyney ... 2 catches, 105 yards at Millersville ... 5 catches, 35 yards vs. Kutztown ... 8 catches, 92 yards at Bloomsburg ... 6 catches, 111 yards vs. West Chester ... 13-146-3 vs. Lock Haven ... 3 catches, 79 yards, TD at Slippery Rock in season finale ... also had 4 kick returns for 111 yards, including season-long 68-yarder.

Sophomore (2013): Started all 11 games ... had 11 catches for 144 yards and 2 TD, and 2 carries for 7 yards ... averaged 24.4 yards on 18 kick returns (long of 47) ... 10 punt returns for 73 yards ... 4th on team with 663 all-purpose yards ... had a pair of 11-yard TD catches against Seton Hill and Lock Haven ... 6 kick returns, 158 yards (long 42) vs. Mercyhurst in season finale ... 2 catches, 34 yards vs. American International in season opener ... 1 catch for 14 yards and 2 kick returns for 57 yards (long 38) at West Chester ... 11-yard TD catch, 2 kick returns for 41 yards and 4 punt returns for 34 yards at Seton Hill ... 1 catch for 13 yards, 2 kick returns for 45 yards and 2 punt returns for 27 yards (season-long 28) at Kutztown ... season-long 47-yard kick return vs. Lock Haven.

Freshman (2012): Played in final 7 games of the season ... 11 catches for 167 yards and 2 TD ... scored game-winning 33-yard TD with 5 seconds left in 35-28 win over West Chester (2 catches, 47

yards - both on final drive) ... atoned for muffed punt in 4th quarter that aided WCU comeback ... 2 catches in each of first 5 games ... 2 catches, 22 yards in season debut at Clarion, followed by win over West Chester ... 2 catches, 51 yards (season-long 43) at Bloomsburg ... 2 catches, 20 yards vs. Kutztown ... 2 catches, 23 yards (including 12-yard TD) at LIU Post ... 1 catch for 4 yards at Millersville ... had 7 kick returns for 114 yards (16.3 average) and 5 punt returns for 10 yards ... 2 KR for 44 yards (season-long 29) at Mercyhurst in season finale ... 11-yard punt return at Millersville.

Background: Competed for ESU's track team during spring semester in 2013 ... ran on PSAC runner-up 4x100m relay team (41.00 seconds) ... relay had NCAA provisional qualifying time of 40.98 ... season best of 11.07 in 100m ... at Radnor HS, named to All-Central League team as an all-purpose back ... gained more than 2,000 yards as a receiver and running back ... team's Offensive MVP ... 3-year letterwinner ... All-Delaware County and state qualifier in track and field ... ran 100m dash in 10.9 seconds ... 3-year letterwinner ... averaged 15 points per game in basketball ... Honor Roll student ... majoring in Economics.

Receiving						
Year	Rec	Yds	Avg	Long	TD	
2012	11	167	15.2	43	2	
2013	11	144	13.1	30	2	
2016	58	910	15.7	70	8	
Career	80	1,221	15.3	70	12	

Rushing						
Year	Att	Yds	Avg	Long	TD	
2013	2	7	3.5	5	0	
2016	2	-6	-3.0	9	0	
Career	4	1	0.3	9	0	

Kick Returns						
Year	Att	Yds	Avg	Long	TD	
2012	7	114	16.3	29	0	
2013	18	439	24.4	47	0	
2016	17	356	20.9	68	0	
Career	42	909	21.6	68	0	

Punt Returns						
Year	Att	Yds	Avg	Long	TD	
2012	5	10	2.0	11	0	
2013	10	73	7.3	28	0	
2016	10	79	7.9	28	0	
Career	25	162	6.5	28	0	

TOMMY HOUSE • 83

WR 6-2 200 R-Senior

Vienna, Va./James Madison



R-Junior:

Played in 10 games and made 8 starts ... 23 catches, 292 yards, 4 TD ... 3rd on team in receptions, 4th in yards and t-2nd in TD ... 6 catches, 88 yards, TD vs. Lock Haven ... 4 catches, 74 yards,

TD vs. Kutztown ... 3 catches, 52 yards, TD vs. IUP ... reception, 6 yards, TD vs. Cheyney ... 4 catches, 38 yards at Slippery Rock in season finale.

R-Sophomore: Played in 11 games ... 10 catches, 119 yards, 2 TD ... 2 catches, 20 yards, TD at Lock Haven ... 2 catches, 50 yards (38-yard TD on final play of 1st half) at Cheyney ... 3 catches (13 yards) at WCU.

R-Freshman: Played in 5 games ... 2 catches, 16 yards (11-yard catch vs. Cheyney).

Background: 2-time 1st team All-District ... All-Region honorable mention ... 3-year starter as receiver, defensive back and returner ... 40 catches, 628 yards, 5 TD as junior ... 42 catches, 570 yards, 5 TD as senior ... 2-year letterwinner in basketball ... member of DECA ... majoring in Business Management.

Receiving						
Year	Rec	Yds	Avg	Long	TD	
2014	2	16	8.0	11	0	
2015	10	119	11.9	38	2	
2016	23	292	12.7	38	4	
Career	35	427	12.2	38	6	

RETURNING STARTERS

JAVIER BUFFALO • 15

WR 5-11 180 Sophomore
Philadelphia, Pa./Ben Franklin



Freshman: Played in 10 games and started final 8 games of season ... 20 catches, 342 yards, 4 TD ... 3rd on team in receiving yards and tied ESU freshman record with 10 catches (94

yards, TD) vs. Lock Haven ... 2 catches, 88 yards, TD at West Chester ... 2 catches, 70 yards, TD vs. Kutztown ... 48-yard catch at Millersville.

Background: 3-time All-Philadelphia Public League wide receiver at Ben Franklin ... attended Philadelphia Electrical & Technology ... set Philadelphia city records with 2,537 career receiving yards and 36 TD ... Public League record with 123 catches ... 1st team All-City and All-Public League as a senior ... All-Southeastern PA 1st team ... Blue Grey All-America selection ... 33 catches, 929 yards, 13 TD as a senior ... 2nd team All-Public League and 3rd team All-City as a junior (39 catches, 817 yards, 11 TD) ... 3rd team All-Public League as a sophomore (36 catches, 676 yards, 10 TD) ... 15 catches, 115 yards, 2 TD as a freshman ... played wide receiver and kicker ... helped team to 2014 Public League title as a junior (first since 1966) with 11-1 record ... participated in "Lights Out After School" program ... Honor Roll student ... majoring in Political Science.

Receiving					
Year	Rec	Yds	Avg	Long	TD
2016	20	342	17.1	50	4

MICHAEL FLEMING • 75

OL 6-4 300 Junior
Easton, Pa./Easton



Honors:

- 2016 All-PSAC East 2nd team
- 2015 All-PSAC East 2nd team

Sophomore:

All-PSAC East 2nd team for 2nd straight year to open career

... started all 11 games at left tackle ... 19 career starts (consecutive) ... R-Sr TB Robert Healy set ESU single-season records for rushing yards (1,163) and TD (18) ... helped ESU average 31.4 points per game and 400.0 yards per game.

Freshman: First ESU freshman named All-PSAC East on offensive line since 1975 ... started final 8 games of the season at right tackle ... helped ESU rank 2nd in DII in passing (361.5 ypg) ... 3rd in PSAC (14th in DII) in scoring (40.0 ppg) ... 3rd in PSAC (10th in DII) in total offense (488.0 ypg) ... 1st in PSAC (15th in DII) in 3rd down percentage (47.2) ... R-Sr QB Matt Soltes was Harlon Hill finalist (finished 4th) and R-Sr WR Jon Schnaars was consensus All-America 1st team ... R-Jr TB Robert Healy led PSAC in yards from scrimmage per game (149.2).

Background: Named to Associated Press AAAA All-State team and PA Football News All-State 2nd team at Easton ... All-Area and All-Eastern Pennsylvania Conference selection ... helped Easton to EPC South championship and 12-2 record as senior in 2014 ... 3-year letterwinner ... played left tackle and center ... Mini-Maxwell Award winner and James V. Noble Award winner ... team captain ... played basketball for 2 seasons ... team captain ... received Scholar-Athlete award ... National Junior Honor Society ... majoring in History and Secondary Education.

DEVON ACKERMAN • 74

OL 6-1 295 R-Senior
Hanover, Pa./Southwestern



Honors:

- 2-time Academic All-America 1st team (2015-16)
- 2-time PSAC Fall Top 10 (2015-16)

R-Junior:

Academic All-America 1st team ... 4th multiple-time

1st team selection in school history (2nd in football) ... PSAC Fall Top 10 selection for 2nd straight year (3rd ESU football player recognized twice) ... started all 11 games at center ... has started all 33 games in first 3 seasons at ESU ... helped ESU average 31.4 points per game and 400.0 yards per game.

R-Sophomore: Academic All-America 1st team (Ackerman and R-Sr WR Jon Schnaars are first ESU teammates named to 1st team in same season) ... PSAC Fall Top 10 recipient ... started all 11 games at left guard ... helped ESU rank 2nd in DII in passing (361.5 ypg) ... 3rd in PSAC (14th in DII) in scoring (40.0 ppg) ... 3rd in PSAC (10th in DII) in total offense (488.0 ypg) ... 1st in PSAC (15th in DII) in 3rd down percentage (47.2).

R-Freshman: Started all 11 games at left guard ... helped ESU rank 2nd in PSAC (12th in DII) in passing (329.1 ypg) ... 6th in scoring (34.3 ppg) ... 5th in total offense (450.2 ypg).

Background: Named to York Evening Sun 1st team on offensive line and 2nd team on defensive line at South Western ... 3-year letterwinner on both sides of the line ... team captain ... member of York-Adams County championship team as a junior ... also earned 3 letters in wrestling and track and field ... in wrestling, was named to York Daily Record YAIAA Division I All-Star team ... team captain ... career record of 61-34 at heavyweight ... 3-time York-Adams County qualifier in discus with PR of 140 feet ... received school's Scholar-Athlete Award ... President and treasurer of Key Club ... class vice president ... member of Diversity Club and FBLA ... participated in community service projects ... member of National Honor Society ... Honor Roll student ... played football for Damian Poalucci, a 3-year starter at quarterback at ESU (1995-97) and a Harlon Hill Award finalist in 1996 ... majoring in Biochemistry.

RETURNING STARTERS

NORMAN ROGERS III • 55

OL 6-3 300 R-Senior
Philadelphia, Pa./Cheltenham



Honors:
• 2016 All-PSAC
East 2nd team

R-Junior: All-PSAC East 2nd team ... started all 11 games at right guard ... 29 career starts (all consecutive) ...

helped ESU average 31.4 points per game and 400.0 yards per game.

R-Sophomore: Started all 11 games at right guard ... helped ESU rank 2nd in DII in passing (361.5 ypg) ... 3rd in PSAC (14th in DII) in scoring (40.0 ppg) ... 3rd in PSAC (10th in DII) in total offense (488.0 ypg) ... 1st in PSAC (15th in DII) in 3rd down percentage (47.2).

R-Freshman: Started last 7 games of the season at right guard ... played in all 11 games ... helped ESU rank 2nd in PSAC (12th in DII) in passing (329.1 ypg) ... 6th in scoring (34.3 ppg) ... 5th in total offense (450.2 ypg).

Background: Named to All-League 3rd team at Cheltenham ... played on Montgomery County All-Star Game ... 2-year letterwinner at offensive and defensive tackle ... team captain ... went 10-4 as a senior ... also played baseball for 3 years and competed in track for 1 year ... majoring in Business Management.

LEVI MURPHY • 71

OL 6-4 300 R-Sophomore
Dover, Pa./Dover



R-Freshman:
Started all 11 games at left guard ... helped ESU average 31.4 points per game and 400.0 yards per game ... 8th ESU offensive lineman to start every game as a freshman in last 14

seasons (since 2003).

Background: All-YAIAA 1st team selection at offensive tackle ... 2-time All-County ... 3-year letterwinner and 2-year captain ... started on offensive and defensive line ... helped team to YAIAA Division II championship as junior in 2013, going 9-3 ... 3-year letterwinner in baseball as first baseman and designated hitter ... team captain ... president of senior class ... member of Varsity Club and Future Leaders of York ... member of National Honor Society ... received several academic and leadership scholarships ... majoring in History and Secondary Education.

JOSEPH ODEBODE • 91

DE 6-2 225 Junior
Toms River, N.J./Toms River South



General:
Expected to miss 2017 season due to injury.

Sophomore:
Played in all 11 games and made 5 starts at defensive end ... started weeks 3 and 4, and final 3

games of season ... 22 tackles, 4.5 TFL, 2.5 sacks, fumble recovery, pass breakup ... had 3.5 TFL and 2.5 sacks in final 4 games ... 4 tackles at Shippensburg and vs. West Chester ... solo sacks at Bloomsburg and at Slippery Rock.

Freshman: Played in all 11 games and started final 10 at defensive end ... had 30 tackles, 8.5 TFL and 4.5 sacks (led ESU in TFL and sacks) ... 2 forced fumbles, pass breakup ... 6 tackles, 5.0 TFL, 3.0 sacks, forced fumble in 34-2 win vs. Millersville ... most TFL at ESU since at least 2001 (most sacks since Bryan Thomson had 3.5 at Kutztown in 2013) ... 5 tackles, 1.5 sacks, forced fumble in 69-7 win at Cheyney.

Background: 2-year starter at Toms River South ... 3-year letterwinner ... team captain ... played defensive end and linebacker ... had 150 tackles and 11 sacks ... 3-year letterwinner in track and field ... South Jersey Group 3 sectional champion in javelin ... member of Community Action Program ... Honor Roll student ... majoring in Sport Management.

Defense					
Year	Tackles	TFL	Sacks	FF/FR	Int.
2015	30	8.5	4.5	2/0	0
2016	22	4.5	2.5	0/1	0
Career	52	13.0	7.0	2/1	0

RETURNING STARTERS

MIKE WIAND • 23

LB 6-2 230 R-Senior
Mifflinburg, Pa./Mifflinburg



Honors:

- 2016 All-PSAC East 2nd team

R-Junior: All-PSAC East 2nd team ... started all 11 games at outside linebacker ... led Warriors in tackles (82), tied

for the team lead in interceptions (2), 3rd in TFL (7) and had 2.5 sacks ... 13 tackles vs. West Chester ... 10 tackles, TFL at Bloomsburg ... 7 tackles, 2.5 TFL, sack, interception at Shippensburg ... 6 tackles, interception vs. Cheyney ... 7 tackles, 2 TFL, sack at Slippery Rock in season finale ... 9 tackles vs. Kutztown ... had 2 kick returns for 17 yards.

R-Sophomore: Played in 10 games and made 9 starts at middle linebacker ... 36 tackles, 1.0 TFL, interception, 2 pass breakups ... 8 tackles, TFL in season opener vs. LIU Post ... interception in 69-7 win at Cheyney ... 5 tackles, pass breakup in 69-67 (5OT) loss vs. Shippensburg ... missed week 8 at Kutztown due to injury.

Background: Transferred to ESU from Penn State, where he was a member of the program for 2 seasons in 2013 and 2014 ... 3-time 1st team All-Heartland Athletic Conference and All-District 4 selection ... named to 1st team as a sophomore and junior ... missed senior season due to injury ... helped team to conference championship as a junior in 2011 ... invited to District 4 North-South All-Star Game and Mid-Atlantic All-Star Game ... invited to U.S. Army All-American Combine ... also lettered in basketball and track and field ... member of National Honor Society ... Honor Roll student ... majoring in Exercise Science.

Defense					
Year	Tackles	TFL	Sacks	FF/FR	Int.
2015	36	1.0	0	0/0	1
2016	82	7.0	2.5	1/0	2
Career	118	8.0	2.5	1/0	3

DAKOTA EVERETT • 54

LB 6-3 255 Senior
Effort, Pa./Pleasant Valley



Junior: Played in all 11 games and made 6 starts ... started season opener at Brevard and final 5 games of season ... 58 tackles (t-4th on team) ... 3 TFL, 0.5 sacks, pass breakup ... 12

tackles, 2 TFL at Bloomsburg ... 8 tackles vs. West Chester ... 7 tackles at Millersville and at Slippery Rock.

Background: Transferred to ESU from Stony Brook (N.Y.) ... played in 19 games nad made 15 tackles over two seasons ... 9 games (8 tackles) in 2014 ... 10 games (7 tackles, fumble recovery) in 2015 ... redshirted in 2013 ... named All-State (AAAA) at Pleasant Valley ... 2-time 1st team All-Mountain Valley Conference ... named conference's top linebacker ... Pocono Record All-Area ... 136 tackles, 9 TFL and 5 sacks as a senior ... helped PV reach District 11 final ... 112 tackles as a junior ... played for former ESU All-America quarterback Jimmy Terwilliger, the 2005 Harlon Hill Award recipient ... majoring in Exercise Science.

Defense					
Year	Tackles	TFL	Sacks	FF/FR	Int.
2016	58	3.0	0.5	0/0	0

SEKOU JONES • 34

LB 6-3 210 R-Senior
Effort, Pa./Pleasant Valley



Honors:

- 2015 All-PSAC East 2nd team

R-Junior: Started first 6 tackles of season at outside linebacker ... missed final 5 games due to injury ... had 50 tackles,

5.5 TFL, 3 sacks, forced fumble and pass breakup ... 12 tackles, 2 TFL, sack in win at Mercyhurst ... 10 tackles, TFL, pass breakup at Shippensburg ... 8 tackles, 1.5 TFL, sack in win at Brevard in season opener ... 7 tackles vs. Cheyney ... 6 tackles, sack in win at Millersville in final game of season.

R-Sophomore: All-PSAC East 2nd team selection ... started all 11 games at outside linebacker ... one of 2 Warriors to start every game on defense, along with R-Jr. DE Ahmad McFarland (All-PSAC East 2nd team) ... led Warriors in tackles (73) ... ranked 2nd in TFL (8.0) ... 1.5 sacks ... 1 interception, 2 pass breakups and 1 fumble recovery ... season-high 10 tackles (1.0 TFL) in 34-2 win vs. Millersville ... 9 tackles, 2.5 TFL in 37-34 win at Lock Haven ... 6 tackles, sack in 56-12 win vs Edinboro ... 7 tackles, interception at Kutztown.

R-Freshman: Played in 9 games at outside linebacker and on special teams ... had 17 tackles, 1.5 TFL, 0.5 sacks, pass breakup ... 0.5 sacks vs. Cheyney ... 4 tackles at Edinboro.

Background: All-Area selection at linebacker as a senior at Pleasant Valley ... played in McDonald's All-Star Game ... 3-year letterwinner at linebacker and wide receiver ... member of Mountain Valley Conference championship team as a sophomore ... earned 2 letters in basketball as power forward ... team captain in both sports ... played football for Jimmy Terwilliger, ESU's All-America quarterback who was the Harlon Hill Award winner as the top player in Division II in 2005 ... majoring in Hotel, Restaurant and Tourism Management.

Defense					
Year	Tackles	TFL	Sacks	FF/FR	Int.
2014	17	1.5	0.5	0/0	0
2015	73	8.0	1.5	0/1	1
2016	50	5.5	3.0	1/0	0
Career	140	15.0	5.0	1/1	1

RETURNING STARTERS

ISAIAH COPES • 19

DB 5-8 160 R-Junior
Parlin, N.J./Sayreville War Memorial



R-Sophomore:

Played in 10 games and made 4 starts at cornerback ... started final 4 games of season ... 17 tackles, 3 pass breakups and 1 interception ... 5 tackles, PBU vs. West Chester ...

interception vs. Lock Haven.

R-Freshman: Played in 5 games ... had 4 tackles and 2 pass breakups ... 2 tackles, PBU at Slippery Rock ... PBU at West Chester.

Background: Member of state championship teams in 2011 and 2012 at Sayreville War Memorial ... 3-year letterwinner at cornerback, running back and kick returner ... had 32 tackles, 2 interceptions and 2 TD ... 4-year letterwinner in track and field ... Group 4 state champion and 1st team All-County as a senior ... competed in 100m, 200m, long jump and triple jump ... had PR's of 11.1 in 100, 22.8 in 200, 20-3 in long jump and 42-0 in triple jump ... Honor Roll student ... competed in indoor track and field as a freshman at ESU ... majoring in Business Management.

Year	Tackles	Defense			
		TFL	Sacks	FF/FR	Int.
2015	4	0	0	0/0	0
2016	17	0	0	0/0	1
Career	21	0	0	0/0	1

ANDRE' GRAY • 10

DB 5-11 170 Sophomore
Accokeek, Md./Gwynn Park



Freshman:

Played in 9 games and started final 8 games at cornerback ... 28 tackles, interception, 9 pass breakups, blocked kick ... 5th in PSAC in passes defended per game (1.1)


... had interception and 3 pass breakups in first career game at Mercyhurst ... 8 tackles, 2 PBU vs. Kutztown ... 5 tackles, 2 PBU vs. Cheyney ... had blocked kick vs. Lock Haven.

Background: All-County 2nd team selection at running back ... 3-year letterwinner and 2-year starter at defensive back, running back, wide receiver and kick returner ... gained 900 all-purpose yards as a senior ... 4 interceptions (1 for TD), 3 fumble recoveries (1 for TD), 5 rushing TD and 4 receiving TD ... 47 tackles and 10 receptions as a senior ... 8 career interceptions ... team captain ... member of Prince George's County AA championship team (10-0 regular season) in 2013 which reached 2nd round of state playoffs ... reached 2nd round of division playoffs in 2015 ... competed in indoor track in 400m and 4x400m relay ... participated in community support hours ... Honor Roll student ... majoring in Criminal Justice.

Year	Tackles	Defense			
		TFL	Sacks	FF/FR	Int.
2016	28	0	0	0/0	1

JUSTIN JOHNSON • 32

S 6-2 205 R-Sophomore
Cambria Heights, N.Y./Holy Trinity



R-Freshman:

Played in 10 games and made 8 starts at safety ... started weeks 3 through 10 before missing final game due to injury ... 2nd on team with 76 tackles ... 5 TFL, 3 sacks, 3 pass breakups ...


15 tackles, sack, pass breakup in win at Millersville ... 12 tackles vs. Lock Haven in his final game of season ... 10 tackles vs. Cheyney ... 6 tackles, sack at Mercyhurst and at Shippensburg ... 9 tackles vs. IUP ... 7 tackles, 2 TFL at Bloomsburg.

Background: All-League selection at Holy Trinity ... named team MVP ... 2-year letterwinner at safety and wide receiver ... also played shortstop and outfield in baseball ... Honor Roll student ... majoring in Sport Management.

Year	Tackles	Defense			
		TFL	Sacks	FF/FR	Int.
2016	76	5.0	3.0	0/0	0

DENNIS LONG • 98

LS 6-4 280 Senior
Sayreville, N.J./St. Peter's Prep



Junior: Appeared in 10 games as long snapper ... missed week 10 game vs. Lock Haven.

Background: Transferred to ESU from Nassau CC ... spent redshirt year at Troy ... 4-year starter at

long snapper at St. Peter's Prep ... member of 4 county championship teams ... was ranked No. 1 in New Jersey and No. 14 in country by Rubio Long Snapping ... at Nassau, ranked No. 1 in country among junior college prospects by Rivals (only long snapper mentioned by Rivals) ... Eagle Scout ... majoring in Political Science.

RETURNING STARTERS/LETTERWINNERS

SAM O'BRIEN • 90

P 6-3 185 R-Junior
Quakertown, Pa./Palisades



R-Sophomore:

Ranked 5th in PSAC in punting average (39.3) ... ESU ranked 3rd in PSAC in net punting (34.2) ... had 52 punts (10 inside 20-yard line) ... 3 punts of 50+ yards ... long of 70 yards in 34-31

win at Mercyhurst (5 punts, 41.2 average, 2 inside 20) ... PSAC Special Teams Player of the Week in 38-23 win at Millersville with 4 punts for 38.5 average (2 inside 20) ... season-best average of 46.1 yards on season-high 8 punts at Shippensburg ... had 2 carries for 10 yards (18 yards at Brevard in season opener).

R-Freshman: Ranked 6th in PSAC in punting average (37.8) ... had 47 punts (15 inside 20-yard line) ... 5 punts of 50+ yards ... ESU ranked 8th in PSAC in net punting (32.8) ... allowed just 31 yards on 17 punt returns ... season-best 52.0 average (2 punts) vs. LIU Post in season opener (season-long 60 yards) ... 3 inside 20 vs. Shippensburg (6 punts, 34.8 avg) and 3 at Kutztown (7 punts, 42.7 avg) ... put both of his punts inside 20 at Cheyney, at West Chester and vs. Gannon.

Background: Transferred to ESU from Temple ... member of roster in 2014 ... named to USA Today All-Pennsylvania team as a senior at Palisades ... Morning Call and Colonial League 1st team selection ... averaged 40.9 yards on 33 punts with 16 inside the 20-yard line and a long of 62 yards ... 3-for-5 on field goals and 25-for-32 on extra points ... played in Lehigh Valley McDonald's All-Star Game ... also played baseball ... Honor Roll student ... majoring in Health and Physical Education.

Punting					
Year	No.	Yds.	Avg.	Long	I20
2015	47	1777	37.8	60	15
2016	52	2045	39.3	70	10
Career	99	3822	38.6	70	25

TIM DiGIORGIO • 17

QB 6-3 210 R-Senior
Philadelphia, Pa./Frankford



R-Junior:

Played in 7 games and started final 4 games of season ... 104-for-186 for 1,226 yards, 8 TD and 5 interceptions ... 25 carries for loss of 80 yards ... 36-for-60 for 347 yards, 3

TD and 2 interceptions in week 10 vs. Lock Haven (2nd-most attempts, t-4th-most completions in single game in ESU history) ... 22-for-39 for 247 yards, TD and 2 interceptions at Bloomsburg in first career start ... 21-for-37 for 292 yards, TD, interception vs. West Chester ... 9-for-19 for 87 yards at Slippery Rock in season finale ... 6-for-10 for 101 yards, TD vs. Cheyney in first career action in week 5 ... 9-for-18, 145 yards, 2 TD vs. Kutztown week before start at Bloomsburg.


Background: Transferred to ESU from Temple ... member of Owls' program for 3 seasons ... played in one game in 2015 in victory vs. Tulane ... 2-time 1st team All-Philadelphia Public League selection at Frankford ... 2nd team All-City as a senior in 2012 ... led team to 9-3 record as senior and 8-3 as junior ... threw for 4,061 yards and 44 TD in 2 seasons as starter ... 1,714 yards, 14 TD as a senior ... selected for 2013 Philadelphia All-City game ... played baseball as a senior as pitcher and center fielder ... 2nd team All-Public League selection ... named to Athletic Directors Honor Roll at Temple ... majoring in Business Management.

Passing					
Year	Comp	Att	Yds	TD	Int
2016	104	186	1226	8	5

Rushing					
Year	Att	Yds	Avg	Long	TD
2016	25	-80	-3.2	10	0

JAMES BELL • 25

TB 5-9 180 Junior
Philadelphia, Pa./St. Joseph's Prep



Sophomore:

Played in 10 games and made 2 starts ... missed final game of season due to injury ... 36 carries for 177 yards and 3 TD ... 3rd on team in rushing yards and 2nd in rushing TD

... 5 catches for 12 yards ... 2 kick returns for 23 yards ... 10 carries, 67 yards, TD vs. Cheyney ... 6 carries, 19 yards, TD in season opener at Brevard ... 2 carries, 13 yards, TD and 2 catches for 9 yards vs. IUP ... 7 carries, 33 yards vs. Lock Haven.

Freshman: Played in 10 games and made 2 starts at tailback ... had 6 carries for 21 yards and a TD ... 8 catches for 51 yards ... 3 kick returns for 18 yards ... 2 carries for 17 yards (13-yard TD) in season opener vs. LIU Post ... 4 catches for 28 yards at Slippery Rock ... 2 catches for 17 yards at Cheyney ... 2-point conversion reception to give ESU 3-point lead with 1:32 left in 37-34 win at Lock Haven.

Background: Member of 2-time AAAA state championship teams at St. Joseph's Prep in 2013 and 2014 ... 96 carries, 550 yards (team's 3rd-leading rusher) as a senior ... 10 catches, 51 yards ... 8 carries, 31 yards (28-yard TD catch) in 49-41 win vs. Pine-Richland in 2014 state championship game ... member of Catholic League runner-up team as a freshman in 2011 ... 4-year member of program as a running back ... competed in track for 2 years as a sprinter ... majoring in Business Management.

Rushing					
Year	Att	Yds	Avg	Long	TD
2015	6	21	3.5	13	1
2016	36	177	4.9	21	3
Career	42	198	4.7	21	4

Receiving					
Year	Rec	Yds	Avg	Long	TD
2015	8	51	6.4	16	0
2016	5	12	2.4	5	0
Career	13	63	4.8	16	0

Kick Returns					
Year	Att	Yds	Avg	Long	TD
2015	3	18	6.0	8	0
2016	2	23	11.5	12	0
Career	5	41	8.2	12	0

RETURNING LETTERWINNERS

MARQUIS FELLS • 20

TB 5-8 160 R-Junior
York, Pa./Central York



R-Sophomore:

Played in all 11 games and made 3 starts ... contributed at running back, wide receiver and on special teams ... 30 carries, 77 yards, TD ... 11 catches, 125 yards ... 22 kick

returns, 408 yards (18.5 average) ... 9 punt returns, 91 yards (10.1 average) ... 701 all-purpose yards (3rd on team) ... 21 carries, 57 yards and 2 catches, 9 yards at Slippery Rock in season finale ... 8 carries, 13 yards, TD and 17-yard reception vs. Lock Haven ... 9 kick returns, 183 yards vs. IUP ... 4 catches, 45 yards and 4 kick returns, 58 yards at Bloomsburg ... 28-yard reception at Mercyhurst.

R-Freshman: Played in 10 games, mostly on special teams ... had one carry (3 yards) in 56-12 win vs. Edinboro ... moved to defensive back midway through season ... had 11 tackles, fumble recovery ... 2 tackles, fumble recovery in 34-2 win vs. Millersville ... 3 tackles in 37-34 win at Lock Haven.

Background: Transfer from Shippensburg ... member of roster in 2013 ... 4-year starter at Central York ... 1st team All-County linebacker and 2nd team running back as a junior and senior ... YAIIA Division I Player of the Year as a senior ... honorable mention All-State as a junior ... had 1,914 rushing yards and 24 TD in his career ... 52 catches, 899 yards and 10 TD ... 9 career interceptions ... scored 3 TD on special teams ... 3-year letterwinner in track and field ... member of state record 4x100m relay team as a junior ... received Josh Mottin Memorial Scholarship ... majoring in Sociology.

FELLS STATISTICS

Rushing						
Year	Att	Yds	Avg	Long	TD	
2015	1	3	3.0	3	0	
2016	30	77	2.6	14	1	
Career	31	80	2.6	14	1	

Receiving						
Year	Rec	Yds	Avg	Long	TD	
2016	11	125	11.4	28	0	

Kick Returns						
Year	Att	Yds	Avg	Long	TD	
2016	22	408	18.5	32	0	

Punt Returns						
Year	Att	Yds	Avg	Long	TD	
2015	2	4	2.0	0	0	
2016	9	91	10.1	29	0	
Career	11	95	8.6	29	0	

WYATT CLEMENTS • 40

FB 6-1 225 Sophomore
Leighton, Pa./Leighton



R-Sophomore:

Played in 10 games at fullback and on special teams ... reception for 4 yards at Shippensburg ... had 8 tackles.

Background:

All-State (AAA) selection by PA Football Writers ... 2-time Anthracite Football League Defensive Player of the Year ... 2-time 1st team All-League as running back and linebacker ... 2-time WNEP Dream Team selection and Player of the Year as a senior ... Blue Ridge TV Player of the Year ... Times News Player of the Year ... 3-time Team MVP ... team's top tackler all 4 seasons (378 career tackles) ... set school record with 65 career TD ... 2nd in school history with 4,005 rushing yards ... led team to 2015 Anthracite League championship as a senior ... 4-year starter ... 2-year letterwinner in wrestling and baseball ... state qualifier at 220 pounds, placing 5th in district and 4th in regional ... Sportsmanship Award winner ... starter in baseball as a freshman and sophomore ... has assisted with Red Cross ... member of National Honor Society ... PA Wrestling Academic All-State ... Honor Roll student ... intends to major in Criminal Justice.

ANTHONY GUARINO • 3

WR 5-10 185 R-Sophomore
Phillipsburg, N.J./Phillipsburg



Freshman (2015):

Played in first 8 games at wide receiver and kick/punt returner ... 2 catches for 24 yards ... 13 kick returns for 285 yards (21.9 average) ... 11 punt returns for

93 yards (8.5 average) ... 1 catch for 13 yards, 1 kick return for 38 yards and 2 punt returns for 15 yards (long 15) in 56-12 win vs. Edinboro ... 1 catch for 11 yards vs. Millersville ... season-long 48-yard kick return at Slippery Rock ... 2 punt returns for 34 yards (season-long 23) at Cheyney ... made 10 tackles.

Background: 2-time All-Group 4 selection at Phillipsburg ... named to 2nd team offense as a senior and 1st team defense as a junior ... All-West Jersey selection ... named to NJ Super 100 ... gained 3,000 all-purpose yards and scored 32 TD in career ... played quarterback, running back, wide receiver and defensive back ... set 6 school records ... 3-year starter and letterwinner ... helped Phillipsburg to 2013 (10-2) and 2014 (11-1) state championships ... 4-year letterwinner in track and field ... All-Skyland Conference and All-West Jersey ... set school record in triple jump ... played basketball for 2 years and started one season ... representative on Students Against Destructive Decisions ... majoring in Economics.

Receiving						
Year	Rec	Yds	Avg	Long	TD	
2015	2	24	12.0	13	0	

Kick Returns						
Year	Att	Yds	Avg	Long	TD	
2015	13	285	21.9	48	0	

Punt Returns						
Year	Att	Yds	Avg	Long	TD	
2015	11	93	8.5	23	0	

RETURNING LETTERWINNERS

ELIJAH REHM • 84

WR 5-9 190 Sophomore
Clayton, N.J./Clayton



Freshman:

Played in final 9 games of season at wide receiver and on special teams ... 16 catches for 170 yards ... 19 kick returns for 374 yards (19.7-yard average) ... one punt return for loss

of 3 yards ... 541 all-purpose yards (4th on team) ... 5 catches in each of final 3 games - 53 yards vs. West Chester, 43 yards vs. Lock Haven and 46 yards at Slippery Rock ... 6 kick returns for 115 yards vs. Lock Haven ... 28-yard catch and 2 kick returns for 73 yards (long of 44) vs. Cheyney early in season ... 9 tackles on special teams.

Background: All-Tri-County Conference 1st team selection in football and track & field at Clayton ... 4-year starter in football as wide receiver and defensive back ... 4-year contributor in track & field in 100m, 200m, long jump and high jump ... 4-year letterwinner and 3-year starter in basketball ... class treasurer as a junior ... secretary of Student Council as a senior ... Honor Roll student ... majoring in Business Management.


Receiving					
Year	Rec	Yds	Avg	Long	TD
2016	16	170	10.6	28	0

Kick Returns					
Year	Att	Yds	Avg	Long	TD
2016	19	374	19.7	44	0

Punt Returns					
Year	Att	Yds	Avg	Long	TD
2016	1	-3	-3.0	0	0

NOLAN RIDGWAY • 4

WR 6-0 190 Sophomore
Orefield, Pa./Parkland



Freshman:

Played in 7 games and made 5 starts ... started first 3 games, and weeks 9 and 10 ... 4 catches, 57 yards, TD ... 37-yard TD on first career reception at Bloomsburg ... 2


catches, 19 yards vs. Lock Haven.

Background: All-Eastern Pennsylvania Conference honorable mention selection ... participated in McDonald's All-Star Game ... member of 3-time EPC and 4-time District 11 championship team ... 2015 AAAA runner-up ... 3-year letterwinner ... played wide receiver, running back, quarterback, defensive back, kick returner and long snapper ... 1,100 career rushing yards (12 TD), averaging 8.1 yards per carry ... 1,047 career receiving yards (10 TD), averaging 17.7 yards per catch ... 52 career tackles, 12 TFL and 2 interceptions on defense ... had 45 catches, 736 yards and 5 TD and 26 carries, 264 rushing yards and 2 TD as a senior ... team's top rusher and receiver in state championship game ... 91 carries, 610 yards, 7 TD and 15 catches for 285 yards as a junior ... 13 carries, 226 yards, 3 TD as a sophomore ... 4-year starter as midfielder in lacrosse ... All-EPC and Brine Lacrosse All-America selection ... assisted with Special Olympics and Miracle League ... youth football and lacrosse coach ... Honor Roll student ... majoring in Business Management.

Receiving					
Year	Rec	Yds	Avg	Long	TD
2016	4	57	14.2	37	1

ANTHONY CASTILLO • 88

TE 6-4 240 R-Senior
Bethlehem, Pa./Liberty



R-Junior:

Played in all 11 games at tight end ... had 8 catches for 201 yards and 2 TD ... 2 catches, 51 yards, 2 TD vs. Cheyney ... 2 catches, 61 yards in season opener at Brevard ... 34-yard catch at Millersville

and 30-yard catch at Millersville ... had 4 receptions of 30+ yards ... 44-yarder at Brevard and 31-yarder vs. Cheyney.

R-Sophomore: Played in all 11 games at tight end ... had 3 catches for 45 yards ... 2 catches for 36 yards vs. LIU Post in season opener ... 1 catches for 9 yards at Cheyney.

Background: Transferred to ESU from Kutztown ... played in 8 games and made 1 start in 2014 ... had 4-yard TD catch vs. Shippensburg ... 2-year starter at Liberty HS in 2010 and 2011 ... member of Eastern Conference championship team as a senior ... had 45 tackles and 5.5 sacks ... played tight end, offensive line and defensive end ... Latino Leadership Academic Scholar ... Bethlehem Housing Authority Academic Scholar ... majoring in Criminal Justice.

Receiving					
Year	Rec	Yds	Avg	Long	TD
2015	3	45	15.0	25	0
2016	8	201	25.1	44	2
Career	11	246	22.4	44	2

RETURNING LETTERWINNERS

MIKE NIEMAN • 67

OL 6-3 290 R-Junior
Fair Lawn, N.J./Fair Lawn



R-Sophomore:

Played in all 11 games on offensive line and on special teams ... also participated as 6th offensive lineman on short-yardage plays.

R-Freshman:


Played in 2 games

... participated in wins against Edinboro and Cheyney.

Background: 1st team All-Big North Conference on offensive line at Fair Lawn ... 3-year starter ... played offensive and defensive line, tight end and linebacker ... 2-year letterwinner in basketball ... honorable mention All-Conference ... majoring in Sport Management.

JUSTIN BARAT • 77

DL 6-1 280 R-Sophomore
Ambler, Pa./Upper Dublin



R-Freshman:

Played in 10 games and made 6 starts on defensive line ... started weeks 5-8 at defensive end, and weeks 9-10 at defensive tackle ... had 12 tackles, 2.5 TFL and 0.5 sacks ... had 2 tackles in 5

different games.


Background: 3-time 1st team All-League selection at Wood-Ridge ... 3rd team All-County ... 4-year starter ... team captain as a senior ... Bergen County Coaches Association scholarship recipient ... majoring in Exercise Science.

Defense

Year	Tackles	TFL	Sacks	FF/FR	Int.
2016	12	2.5	0.5	0/0	0

MIKE ZAKRZEWSKI • 99

DE 6-3 245 Junior
Oakland, N.J./Indian Hills



Sophomore:

Played in 9 games and made 3 starts at defensive end ... started first 2 games of season, and season finale ... 26 tackles, 1.5 TFL ... 5 tackles, TFL in season opener at Brevard ... had 4

tackles in 4 other games.

Freshman: Played in all 11 games at defensive end ... had 6 tackles, TFL ... half-TFL vs. LIU Post and at Kutztown ... 2 tackles at Slippery Rock.

Background: 1st team All-Big North selection at Indian Hills ... named All-Bergen County ... 3-year starter ... played both sides of line and was also team's kicker ... set school record for sacks ... 2-year letterwinner in lacrosse as defender ... team captain in both sports ... Eagle Scout ... majoring in Business Management.

Defense

Year	Tackles	TFL	Sacks	FF/FR	Int.
2015	6	1.0	0	0/0	0
2016	26	1.5	0	0/0	0
Career	32	2.5	0	0/0	0

SHANE TREVORAH • 66

OL 6-4 320 R-Junior
Allentown, Pa./Bethlehem Catholic



R-Sophomore:

Played 9 games on offensive line, primarily on special teams.

Background:

2-year letterwinner at Bethlehem Catholic ... team's Most Outstanding Lineman award

recipient ... played offensive and defensive tackle ... member of Eco Club ... majoring in Criminal Justice.

RETURNING LETTERWINNERS

LARRY MILLS • 6

LB 5-9 225 R-Junior
Clifton Heights, Pa./Upper Darby



Junior: Played in all 11 games and made 2 starts ... contributed at linebacker and on special teams ... started week 7 vs. Kutztown and week 9 vs. West Chester ... 18 tackles, fumble recovery ...

6 tackles vs. Kutztown ... fumble recovery vs. Lock Haven.

Sophomore: Played in first 2 games ... 2 tackles vs. LIU Post in season opener.

Freshman: Played in 10 games ... had 11 tackles, TFL ... 3 tackles, TFL at LIU Post in season opener.

Background: All-Delaware County 2nd team selection at Upper Darby ... 1st team All-Central League ... played in Delaware County Hero Bowl ... had 147 tackles, 20 TFL and 9 sacks as a senior in 2013 ... 114 tackles as a junior ... 3-year letterwinner and 2-year starter ... member of Anti-Bullying Club ... majoring in Sport Management.

Defense					
Year	Tackles	TFL	Sacks	FF/FR	Int.
2014	11	1.0	0	0/0	0
2015	2	0	0	0/0	0
2016	18	0	0	0/1	0
Career	31	1.0	0	0/1	0

MIKE POULTER • 50

LB 6-1 235 Junior
Cedar Knolls, N.J./Whippany Park



Sophomore: Played in 10 tackles and made 5 starts ... started weeks 3 through 6 and week 8 (missed week 7 vs. Kutztown due to injury) ... 32 tackles, 2.5 TFL, 0.5 sacks, fumble recovery ... 9 tackles, TFL,

0.5 sacks at Mercyhurst ... 5 tackles vs. West Chester ... fumble recovery in season opener at Brevard ... had 2 kick returns for 39 yards ... 35-yard return at Millersville.


Freshman: Played in all 11 games, mostly on special teams ... had 12 tackles, TFL, 0.5 sacks, pass breakup ... 5 tackles in 34-2 win vs. Millersville ... 3 tackles, 0.5 sacks in 49-37 win vs. Gannon in season finale.

Background: 1st team All-Conference at Whippany Park ... All-County selection ... All-State honorable mention ... played fullback and linebacker ... gained 1,000 yards rushing as a senior ... team captain ... named to Blue Grey All-Star Game and Paul Robeson Classic All-Star Game ... delegate to American Legion Jersey Boys State ... president of Italian Club ... majoring in Criminal Justice.

Defense					
Year	Tackles	TFL	Sacks	FF/FR	Int.
2015	12	1.0	0.5	0/0	0
2016	32	2.5	0.5	0/1	0
Career	44	3.5	1.0	0/1	0

JAMAL COOLEY • 47

DB 5-11 170 Sophomore
Philadelphia, Pa./Father Judge



Freshman: Played in 3 games and made 1 start at cornerback ... 3 tackles, 1 interception ... started vs. Cheyney in week 5 in season debut ... also played in final 2 games of season

... interception at Slippery Rock in season finale.


Background: All-Philadelphia Catholic League selection in track & field at Father Judge ... played football for one season as wide receiver and defensive back ... missed senior season due to injury ... Honor Roll student ... majoring in Digital Media Technologies.

Defense					
Year	Tackles	TFL	Sacks	FF/FR	Int.
2016	3	0	0	0/0	1

RETURNING LETTERWINNERS

CHASE MAY • 31

FS 6-0 200 Senior
New Bloomfield, Pa./West Perry



Junior: Played in 10 games and made 3 starts at safety ... started first 2 games at free safety, and season finale at safety ... had 53 tackles (6th on team), 1.5 TFL, 2 pass breakups,

forced fumble ... 11 tackles at Brevard in season opener ... 10 tackles at Slippery Rock ... 4 tackles, PBU, forced fumble vs. Lock Haven ... 9 tackles vs. IUP.

Sophomore: Named to Academic All-District team ... played in 5 games and made 2 starts (missed 6 games due to injury) ... 30 tackles, 2 interceptions, pass breakup, fumble recovery ... 11 tackles, 2 interceptions, pass breakup at nationally-ranked Slippery Rock ... started and made 4 tackles in 56-12 win vs. Edinboro ... 7 tackles in 69-67 (50T) loss vs. Shippensburg (left due to injury) ... returned a month later and had 5 tackles, fumble recovery at West Chester.

Freshman: Played in 6 games at safety and on special teams ... had 16 tackles ... 7 tackles at Gannon in season finale ... 4 tackles vs. Cheyney in first career action.

Background: 3-time All-Mid-Penn Conference wide receiver at West Perry ... 3-time All-Carlisle Sentinel ... Conference Offensive MVP as a senior in 2013 ... 2-time All-Conference defensive back ... set school records for career receptions (134), yards (2,168) and TD (26) ... 58 catches, 835 yards, 9 TD as a senior ... 4-year starter ... 3-year letterwinner and 2-year starter as outfielder in baseball ... All-Conference and All-Sentinel as a senior ... had .323 batting average and 46 stolen bases ... wrestled for one year at 152 pounds ... West Shore Chapter Scholar-Athlete nominee ... Honor Roll student ... majoring in Exercise Science.

Defense					
Year	Tackles	TFL	Sacks	FF/FR	Int.
2014	11	1.0	0	0/0	0
2015	2	0	0	0/0	0
2016	18	0	0	0/1	0
Career	31	1.0	0	0/1	0

CHASE OBER • 48

FS 6-2 190 R-Sophomore
Wernersville, Pa./Conrad Weiser



R-Freshman: Played in all 11 games ... contributed at safety and on special teams ... had one tackle (TFL at Slippery Rock in season finale).

Background: 1st team All-County

at tight end and defensive back at Conrad Weiser ... Berks County Section 1 Receiver of the Year and Defensive Back of the Year ... had 842 receiving yards and 10 TD ... 5 interceptions ... 3-year starter ... also earned 3 letters in track and field and 2 letters in basketball ... member of FBLA ... Honor Roll student ... majoring in Business Management.

Defense					
Year	Tackles	TFL	Sacks	FF/FR	Int.
2014	1	1.0	0	0/0	0

JUSTIN HAYNES • 33

S 6-0 175 Sophomore
Bethlehem, Pa./Liberty



Freshman: Played in 6 games and made 3 starts ... played in 6 of final 7 games ... started at cornerback in week 6 at Millersville and week 7 vs. Kutztown ... started at safety in week

10 vs. Lock Haven ... 9 tackles, TFL, 2 pass breakups, 2 interceptions ... had interceptions in both of his first 2 games - vs. Cheyney and at Millersville.

Background: All-Eastern Pennsylvania Conference 2nd team selection at Liberty ... 23 receptions for 357 yards and 4 TD ... had 2 interceptions as defensive back ... team captain ... also competed in track & field ... Honor Roll student ... major is undeclared.

Defense					
Year	Tackles	TFL	Sacks	FF/FR	Int.
2016	9	1.0	0	0/0	2

SHAWN BUSSEY • 45

S 5-11 180 R-Sophomore
Norristown, Pa./Norristown



R-Freshman: Played in 7 games, primarily on special teams ... had 2 tackles, including a sack vs. Cheyney.


Background: Member of team and redshirted in 2014 ... All-Suburban One League honorable

mention at Norristown ... received team's DB of the Year and Coaches Award ... 3-year letterwinner at safety, linebacker, running back and wide receiver ... had 82 tackles, 8 forced fumbles and 4 pass breakups as a senior ... 4-year letterwinner in track and field ... ran 100m, 200m and 4x100 relay ... ran 11.3 in 100 and 22.3 in 200 ... Honor Roll student ... majoring in Criminal Justice.

Defense					
Year	Tackles	TFL	Sacks	FF/FR	Int.
2016	2	1.0	1.0	0/0	0

ANDREW LINDER • 46

S 6-0 195 R-Sophomore
Bensalem, Pa./Conwell-Egan



R-Freshman: Played in all 11 games and made 2 starts at safety ... started at Shippensburg in week 4 and Cheyney in week 5 ... 23 tackles, 2.5 TFL, sack, fumble recovery ... 6


tackles, TFL at Bloomsburg ... 4 tackles vs. West Chester ... 3 tackles, fumble recovery vs. Kutztown.

Background: All-Catholic League selection at Conwell-Egan ... played fullback, linebacker and safety ... team manager in basketball ... Honor Roll student ... majoring in Business Management.

Defense					
Year	Tackles	TFL	Sacks	FF/FR	Int.
2016	23	2.5	1.0	0/1	0

BEN MOSER • 2

QB 5-11 185 R-Freshman
Harrisburg, Pa./Susquehanna Twp



Background: All-State (AAA) selection by PA Football Writers ... threw for 3,312 yards and 38 TD as a senior ... set career records for passing yards (6,448) and TD (67) ... 3-year starter and 4-year

letterwinner ... played baseball for 1 season as pitcher and second baseman ... hit .373 with 28 hits, 7 doubles, 1 home run and 16 RBI ... Honor Roll student ... majoring in Business Management.

TYLER SOLTES • 16

QB 6-2 195 R-Sophomore
Vernon, N.J./Vernon




R-Freshman: Made ESU debut as long snapper vs. Lock Haven in week 10.

Background: 1st team All-Conference and 2nd team All-NJ Herald quarterback at Vernon ...

team's Offensive Player of the Year ... threw for 1,200 yards with 62% completion percentage, 7 pass TD and 5 rush TD ... 3-year letterwinner at quarterback and defensive back ... played lacrosse as a freshman ... brother of former ESU quarterback Matt Soltes, a 3-time Harlon Hill Award candidate who set PSAC records for total offense per game and passing yards per game ... father, Andy Soltes, lettered at quarterback at ESU in 1982 ... majoring in Criminal Justice.

JAYMAR ANDERSON • 44

TB 6-1 225 R-Junior
Philadelphia, Pa./
West Windsor-Plainsboro North



Junior: Ran 8 times for 79 yards and TD in season opener at Brevard ... also had kick return for 18 yards ... missed remainder of season due to injury suffered in 4th quarter.

Background: Transferred to ESU from Lackawanna ... also attended Hargrave Military Academy ... All-State selection at West Windsor-Plainsboro North ... ran for 1,506 yards as a junior ... ran for 1,400 yards as a senior at Hargrave ... also played safety and kick returner during prep career ... majoring in Business Management.

Rushing					
Year	Att	Yds	Avg	Long	TD
2016	8	79	9.9	20	1

Kick Returns					
Year	Att	Yds	Avg	Long	TD
2016	1	18	18.0	18	0

DEVANTE ROBINSON • 27

TB 5-8 185 R-Freshman
Allentown, Pa./Dieruff



Background: All-Eastern Pennsylvania Conference 1st team at running back and safety ... ran for 1,329 yards in 8 games ... 2-time Team MVP ... named Athlete of the Week by

Morning Call and Express-Times ... 3-year starter ... played running back, wide receiver, defensive back and kick returner ... competed in sprints in track and field for 1 season ... Honor Roll student ... attended Lincoln Leadership Academy Charter School and played football for Dieruff ... major is undeclared.

ANTHONY ANGELICCHIO • 86

TE 6-5 225 R-Freshman
Bensalem, Pa./Conwell-Egan



Background: 1st team All-Berks County at tight end and defensive end at Pottsville ... had 115 tackles and 15 tackles for loss ... 3-year letterwinner and 2-year starter ... team captain ... District qualifier in

javelin in track & field ... named to All-Berks Academic Team ... majoring in Criminal Justice.

ANDREW BENNETT • 63

OL 6-4 270 R-Freshman
Allentown, Pa./Dieruff




Background: 3-year letterwinner on offensive line at Parkland ... member of 4 straight Eastern Pennsylvania Conference and District 11 championship teams ... state runner-up as a

senior in 2015 ... volunteered for Special Olympics and Miracle League ... received Jared E. Hass Memorial Scholarship ... Honor Roll student ... majoring in Business Management.

PLAYERS TO WATCH

STEVEN FEHER • 79

OL 6-4 290 R-Freshman
Orefield, Pa./Parkland



Background:

All-Area honorable mention selection by Morning Call ... 3-year letterwinner and 1-year starter at offensive tackle and defensive end ... member of 3-time EPC and 3-time District 11

championship team ... 2015 AAAA runner-up ... competed in track and field ... member of state champion powerlifting team ... majoring in Business Management.

BRADEN WEACHTER • 57

OL 6-0 285 R-Freshman
Manheim, Pa./Bishop McDevitt



Background:

2-time 1st team All-Mid Penn Conference selection ... East-West All-Star Game ... 2-year letterwinner ... played on 4 straight District championship

teams and Mid-Penn Conference Keystone Division championship teams ... 55-6 record over 4 seasons ... team reached AAA state title game in 2013 ... Catholic Athletes for Christ ... Honor Roll student ... majoring in Health and Physical Education.

GARTH ESTADT II • 35

DB 5-11 160 R-Freshman
Scott Township, Pa./Lakeland




Background:

All-Lackawanna League selection at Lakeland ... 3-year starter ... contributed at wide receiver, defensive back, kicker, punter, kick returner and punt returner ... team captain as a

senior ... Brandon Burlsworth Character Award recipient ... 2-time state champion in 4x400m relay in track & field ... set school record in long jump ... placed 6th in state in 300m hurdles ... 4-year letterwinner as sprinter and jumper ... team went 26-0 from 2013-16 ... member of FBLA ... majoring in Business Management.

JAMES McNULTY • 76

OL 6-4 290 R-Sophomore
Miller Place, N.Y./Miller Place



R-Freshman:

Made ESU debut vs. Cheyney.


Background:

All-Suffolk County and All-League selection at Miller Place ... earned 3 letters in football and wrestling and 2 letters in

track and field ... member of Athletes Helping Athletes ... majoring in Business Management.

JARED FRARACCIO • 95

DL 6-0 275 R-Freshman
Edison, N.J./J.P. Stevens




Background:

All-County honorable mention at J.P. Stevens ... 3-year letterwinner on offensive and defensive line ... team captain ... also earned 3 letters in baseball as a pitcher and

2 letters in indoor track & field in the shot put ... also played basketball ... majoring in Athletic Training.

JEAN CHARLES • 18

S 6-0 210 Senior
West Orange, N.J./West Orange



Junior: Joined team midway through season ... played in week 10 game vs. Lock Haven.

Background:

Transferred to ESU from Bethany (Kan.) ... 2-time 1st team All-Conference

at West Orange ... 4-year letterwinner ... also played lacrosse for 3 years and participated in wrestling for 2 years ... had 20 goals and 10 assists as midfielder in lacrosse ... wrestled at 189 pounds, posting 15-2 record ... majoring in Business Management.

BILLY INGE III • 41

FS 5-10 180 R-Junior
Williamstown, N.J./Williamstown



Background: Redshirted in 2016 ... transferred to ESU from Camden CC ... All-South Jersey Group 4 selection at Williamstown ... 2-time team defensive back of the year ... named

to National Society of Scholar-Athletes ... majoring in Exercise Science.

CALVIN FIELDING • 9

FS 6-0 180 R-Freshman
Upper Darby, Pa./Upper Darby



Background: 1st team All-Central League and All-Delaware County selection ... had 124 tackles, 3 interceptions and 14 pass deflections ... 3-year letterwinner and 2-year starter

... wide receiver, cornerback and safety ... advanced to 2nd round of District 1 Playoffs ... competed in track and field and lacrosse for one season each ... member of Teens for Christ, Badminton Club and Military Club ... assisted with Red Cross ... participated in can food drive, donations to Ronald McDonald House and volunteered with life skills children ... Honor Roll student ... majoring in Business Management.

DYLAN MURPHY • 37

S 5-11 195 R-Freshman
Toms River, N.J./Red Bank Catholic



Background: 1st team All-Shore selection ... 4-year letterwinner and 3-year starter ... played running back, linebacker and kick returner ... gained 1,088 all-purpose yards, scored 15 TD and

had 118 tackles as a senior in 2015 ... 110 tackles as a junior ... member of Group 3 state championship team as a senior ... 4-year starter in wrestling ... member of Maryknoll Club and Hot Topics Club ... Honor Roll student ... major is undeclared.

JAKE CIRILLO

QB 6-3 215 Freshman
East Stroudsburg, Pa./ES South

Background: 3-time 2nd team All-Eastern Pennsylvania Conference selection ... threw for 6,438 career yards and 69 TD ... set school record for TD passes ... ranks 9th in District 11 in career passing yards ... threw for 2,133 yards and 26 TD, and ran for 647 yards and 6 TD, as a senior ... 4-year starter ... led team to Mountain Valley Conference championship (10-0 record) and finished 11-2 as a freshman in 2013 ... 4-year letterwinner in baseball ... member of EPC Student Athletic Character Council as a junior and senior ... major is undeclared.

GUNNER ANGLOVICH

TB 5-9 180 Freshman
Bethlehem, Pa./Liberty

Background: 1st team All-Area running back and 2nd team All-Area defensive back ... ran for 1,061 yards on 166 carries and scored 13 TD as a senior ... 4-year letterwinner at running back, defensive back and outside linebacker ... state qualifier in wrestling ... placed 3rd in District and 4th in Region ... had 31-14 record as a senior ... competed at 145, 160 and 170 pounds ... District qualifier in track and field ... competed in 100m, 200m, 4x100m relay and 4x400m relay for one year ... assisted with Special Olympics ... member of Power of 10 against drugs and alcohol ... Honor Roll student ... intends to major in Criminal Justice.

ADRIAN SAPNAS

TB 5-11 180 Freshman
Springfield, Pa./Marple Newtown

Background: All-Central League, All-Delaware County and All-Southeastern PA selection ... ran for 2,110 yards and 24 TD as a senior in 2015 ... also played defensive back and kick returner ... competed for 3 years in track and field in 100m, 200m, 400m and high jump ... wrestled for one year, with record of 15-13 between 160 and 170 pounds ... played basketball for one season ... majoring in Business Management.

CLIFFORD BRINKLEY

WR 6-3 210 Freshman
Philadelphia, Pa./Overbrook

Background: 3-time All-Public League and 2-time All-City ... 39 receptions, 1,053 yards and 13 TD as a senior ... 3-year starter ... played wide receiver, defensive back, linebacker and punter ... earned 2 letters in track and field ... member of District 12 4x400m relay championship squad ... major is undeclared.

PLAYERS TO WATCH

JEFFREY DAVIS

WR 5-8 165 Freshman
Philadelphia, Pa./Imhotep Charter

Background: All-Public League and All-Cty selection ... gained more than 1,000 yards and scored 15 TD as a senior ... helped Imhotep Charter to Public League and City championships ... state runner-up ... 3-year letterwinner at wide receiver ... intends to major in Sport Management.

JOEL DAVIS

WR 5-9 180 Freshman
Harrisburg, Pa./John Harris

Background: All-State 5A selection at "athlete" position ... selected to participate in Big 33 game ... PA Football News All-State honorable mention as defensive back ... 1st team All-Conference as wide receiver and safety ... 4-year letterwinner ... played running back, wide receiver, safety, kicker and punter ... helped team win District championship ... intends to major in Athletic Training.

JYLIL REEDER

WR 5-8 185
Philadelphia, Pa./Samuel Fels

Background: Transferred to ESU from Valley Forge Military Academy ... All-City and All-Southeastern selection at Samuel Fels ... Northeast Times Player of the Year ... MVP of Gold Division ... 4-year letterwinner ... 2 letters in track and field in 100m, 200m, 4x400m relay, long jump, triple jump and shot put ... Honor Roll student ... majoring in Digital Media Technologies.

R.J. SARAIJIAN

WR 6-3 215 R-Sophomore
Tobyhanna, Pa./Pocono Mountain East

Background: Redshirted as member of the Warriors in 2015 ... 1st team All-Mountain Valley Conference and All-Area wide receiver at Pocono Mountain East as a senior in 2013 ... had 60 catches for 780 yards and 10 TD ... 2nd team All-MVC defensive back ... 4-year letterwinner ... team captain ... 2-year letterwinner in basketball ... averaged 13 points and 11 rebounds ... majoring in Sport Management.

MAURICE TEACHEY, JR.

WR 6-0 165 Freshman
Rockville, N.Y./Malverne

Background: All-Long Island selection ... 2-time All-County and 3-time All-Conference ... 4-year letterwinner in football and track and field ... All-State, All-Long Island, 3-time All-County and 3-time All-Conference in track ... member of stage crew in theater productions ... received school's scholar-athlete award ... member of National Honor Society ... intends to major in Business Management.

JOEL GLAND

TE 6-5 240 Freshman
Philadelphia, Pa./Bartram

Background: All-Public League selection ... had 20 catches for 312 yards and 5 TD as a senior ... 3-year letterwinner and 2-year starter ... helped Bartram to Division championship and 9-2 record in 2016 ... also played defensive end ... received Athlete of the Year award ... major is undeclared.

KUTORY ALEXANDER

OL 6-4 320 Freshman
Newburg, N.Y./Newburg Free Academy

Background: 2-year letterwinner on the offensive line ... helped team to 17-5 record for 2 seasons ... also competed in throws in track and field for 2 years ... squadron commander in ROTC ... member of BHC and Waste Club ... major is undeclared.

HARRISON DOANE

OL 6-4 280 Freshman
Wayne, Pa./Radnor

Background: 1st team All-Central League, 1st team All-Main Line and 2nd team All-Delaware County selection ... 3-year letterwinner ... also lettered in wrestling and track and field ... volunteer for Best Buddies ... Honor Roll student ... intends to major in Sport Management.

NICK PIERRO

OL 6-3 310 Freshman
Manasquan, N.J./Manasquan

Background: 2-year starter on offensive and defensive lines ... helped Manasquan win Central Jersey Group 2 championship with 10-2 record as a senior in 2016 ... earned 2 letters in football, 2 in swimming and 3 in track and field ... member of top public school swimming program in New Jersey as a junior ... swam freestyle and fly ... threw discus in track and field ... intends to major in Sport Management.

ISAIAH REIGEL

DE 6-2 235 Freshman
Wyomissing, Pa./Wilson West Lawn

Background: Lancaster-Lebanon League Lineman of the Year ... PA Football News All-State honorable mention ... 2-year letterwinner ... team captain ... had 9 tackles for loss as a senior ... member of District championship teams as a sophomore and senior ... earned 2 letters in basketball and 1 in lacrosse ... intends to major in Finance.

JORDAN WATSON

DE 6-1 220 Freshman
Airmont, N.Y./Paramus Catholic

Background: 3-year letterwinner on defensive line ... had 38 tackles as a senior ... also played linebacker ... competed in shot put in track and field ... received school's Physics Award ... Honor Roll student ... intends to major in Physics.

KEANAN BAINES

DL 6-2 285 Freshman
Philadelphia, Pa./Conwell-Egan

Background: Named 2nd team All-State (AAA) by PA Football News ... 1st team All-City selection ... Philadelphia Catholic League Blue Division Defensive Player of the Year ... selected to participate in Big 33 game ... 4-year letterwinner at defensive tackle and offensive guard ... had 25 tackles for loss and 12 sacks as a senior ... Honor Roll student ... major is undeclared.

ANDRE ELDRIDGE

DL 6-2 300 Freshman
Monmouth, N.J./South Brunswick

Background: All-Area selection ... 3-year letterwinner at defensive tackle, offensive guard and tight end ... helped team to 11-1 record and Greater Middlesex Conference championship as a junior in 2015 ... also competed in track and field for 3 years in shot put and discus ... intends to major in Sport Management.

RAYFIELD MEYERS III

DL 6-5 300 R-Freshman
Levittown, Pa./Harry S Truman

Background: Redshirted as an offensive lineman for the Warriors in 2015 ... All-Suburban One League and All-Bucks County selection at Harry S Truman ... 3-year letterwinner and 2-year starter ... 2-year starter in basketball ... team captain ... Honor Roll student ... majoring in Athletic Training.

JOSEPH RUGGIERO

DL 6-1 280 R-Junior
Binghamton, N.Y./Binghamton

Background: Transferred to ESU from Gannon ... participated in 7 games in 2016 (7 tackles, TFL, sack) and 4 games in 2015 ... All-Conference selection as a senior at Binghamton ... All-Section honorable mention as a junior ... 2-year letterwinner ... team captain ... received Steve Deinhardt Scholar-Athlete Award ... Honor Roll student ... intends to major in Business Management.

RYAN SWENSON

DL 6-1 270 Freshman
Cherry Hill, N.J./Cherry Hill East

Background: 3-time All-Olympic Conference selection ... 1st team defensive line as a junior ... 2nd team offensive line as a sophomore, and 2nd team defensive line as a senior ... 4-year letterwinner ... team MVP as a junior ... 3-time All-Conference and 4-year letterwinner in wrestling ... 1st team as a sophomore and senior, and 2nd team as a freshman ... career record of 93-24 as heavyweight ... 2-time team MVP ... major is undeclared.

JAMEER BROOKS

LB 6-0 220 Freshman
Philadelphia, Pa./Franklin

Background: All-Public League selection ... 3-year letterwinner at linebacker ... Honor Roll student ... intends to major in Pre-Law.

BRANDON CHAFIN

LB 6-1 190 Freshman
Hanover Township, Pa./Hanover

Background: 3-time All-Conference selection ... team MVP ... state medalist in track and field ... District champion ... earned 4 letters in track and field and basketball, and 3 in football ... member of Leo Club ... referee for youth basketball league ... youth basketball camp coach ... received JP Kruppa Award ... Honor Roll student ... major is undeclared.

JAMES MITCHELL III

LB 6-2 190 Freshman
New York, N.Y./St. Anthony's (N.J.)

Background: 1st team All-League and 1st team All-Hudson County selection ... had 101 tackles and 18 sacks as a senior ... 4-year letterwinner ... also competed in basketball and track and field (55m, 400m, 4x200m relay, 4x400m relay) ... Vice President of Student Council ... member of National Honor Society ... Honor Roll student ... intends to major in Criminal Justice.

TYSON CALHOUN

DB 6-1 185 Junior
Effort, Pa./Pleasant Valley

Background: Transferred to ESU from Thaddeus Stevens ... named Defensive Player of the Year and Sophomore Athlete of the Year ... 3-year letterwinner in the secondary at Pleasant Valley ... intends to major in Environmental Science.

MARK COLLINS, JR.

DB 5-11 180 R-Junior
Yeadon, Pa./Valley Forge Military Academy

Background: Transferred to ESU from Bloomsburg ... played in 10 games in 2015 ... 43 tackles, 1.5 TFL, 3 interceptions, 6 pass breakups ... played in 2 games in 2014.

EVAN POLLOCK

DB 5-11 175 Junior
Reading, Pa./Governor Mifflin

Background: Transferred to ESU from Thaddeus Stevens ... Seaboard Conference Defensive Player of the Year ... 2-time All-County selection at Governor Mifflin ... 3-year letterwinner at defensive back, wide receiver, kick returner and punt returner ... led conference in interceptions ... helped team to 31-8 record in 3 seasons ... 3-year letterwinner at point guard in basketball ... 3-year letterwinner and named All-County as outfielder in baseball with .360 average ... intends to major in Sport Management.

XANDER SOMMERS

DB 5-11 175 Freshman
Bordentown, N.J./Bordentown

Background: 2-time All-Liberty Division selection at defensive back ... 4-year letterwinner at defensive back and wide receiver ... averaged 35 yards per catch and interception per game over final 2 years ... 2-time 1st team All-Division and All-County in high jump in track and field ... 3-year letterwinner ... had top marks of 10.87 in 100m, 22.4 in 200m, 6-3 in high jump, 21-4 in long jump, 16.4 in 100m hurdles and 58.4 in 400m hurdles ... played soccer for one season ... member of Student Council ... had internship in Athletic Training ... USMC distinguished scholar-athlete award recipient ... Honor Roll student ... intends to major in Athletic Training.

ANDREW BROWN

S 6-2 190 Freshman
Cherry Hill, N.J./Cherry Hill East

Background: All-Conference defensive back ... 3-year letterwinner ... also played wide receiver, quarterback and running back ... All-Conference in basketball ... 4-year letterwinner ... played lacrosse for one year ... intends to major in Criminal Justice.

CHASE TINSLEY

S 6-1 200 Freshman
Cherry Hills, N.J./Cherry Hill West

Background: All-Conference and All-South Jersey selection ... earned one letter was defensive end and outside linebacker ... 2-year member of football program ... also played basketball ... major is undeclared.

2017 WARRIORS

No.	Name	Pos.	Ht.	Wt.	Yr.	Hometown/High School
2	Ben Moser	QB	5-11	185	R-Fr.	Harrisburg, Pa./Susquehanna Township
3	Anthony Guarino	WR	5-11	180	R-So.	Phillipsburg, N.J./Phillipsburg
4	*Nolan Ridgway	WR	6-0	190	So.	Orefield, Pa./Parkland
6	*Larry Mills	LB	5-9	225	R-Jr.	Clifton Heights, Pa./Upper Darby
9	Calvin Fielding	FS	6-0	180	R-Fr.	Upper Darby, Pa./Upper Darby
10	*Andre' Gray	DB	5-11	170	So.	Accokeek, Md./Gwynn Park
15	*Javier Buffalo	WR	5-11	180	So.	Philadelphia, Pa./Ben Franklin
16	Tyler Soltes	QB	6-2	195	R-So.	Vernon, N.J./Vernon
17	*Tim DiGiorgio	QB	6-3	210	R-Sr.	Philadelphia, Pa./Frankford/Temple
18	Jean Charles	S	6-0	210	Sr.	West Orange, N.J./West Orange/Bethany (Kan.)
19	*Isaiah Copes	DB	5-8	160	R-Jr.	Parlin, N.J./Sayreville War Memorial
20	*Marquis Fells	TB	5-8	160	R-Jr.	York, Pa./Central York/Shippensburg
23	*Mike Wiand	LB	6-2	230	R-Sr.	Mifflinburg, Pa./Mifflinburg/Penn State
25	*James Bell	TB	5-9	180	Jr.	Philadelphia, Pa./St. Joseph's Prep
27	Devante Robinson	TB	5-8	185	R-Fr.	Allentown, Pa./Dieruff
31	*Chase May	FS	6-0	200	Sr.	New Bloomfield, Pa./West Perry
32	*Justin Johnson	S	6-2	205	R-So.	Cambria Heights, N.Y./Holy Trinity
33	*Justin Haynes	S	6-0	175	So.	Bethlehem, Pa./Liberty
34	*Sekou Jones	LB	6-3	210	R-Sr.	Effort, Pa./Pleasant Valley
35	Garth Estadt II	DB	5-11	160	R-Fr.	Scott Township, Pa./Lakeland
37	Dylan Murphy	S	6-0	200	R-Fr.	Toms River, N.J./Red Bank Catholic
40	*Wyatt Clements	FB	6-1	225	So.	Lehigh, Pa./Lehigh
41	Billy Inge III	FS	5-10	180	R-Jr.	Williamstown, N.J./Williamstown/Camden CC
44	Jaymar Anderson	TB	6-1	225	R-Jr.	Philadelphia, Pa./West Windsor-Plainsboro North (N.J.)/Lackawanna
45	*Shawn Bussey	S	5-11	180	R-So.	Norristown, Pa./Norristown
46	*Andrew Linder	S	6-0	195	R-So.	Bensalem, Pa./Conwell-Egan
47	*Jamal Cooley	DB	5-11	170	So.	Philadelphia, Pa./Father Judge
48	*Chase Ober	FS	6-2	190	R-So.	Wernersville, Pa./Conrad Weiser
50	*Mike Poulter	LB	6-1	235	Jr.	Cedar Knolls, N.J./Whippany Park
54	*Dakota Everett	LB	6-3	255	Sr.	Effort, Pa./Pleasant Valley/Stony Brook
55	*Norman Rogers III	OL	6-3	300	R-Sr.	Philadelphia, Pa./Cheltenham
57	Braden Weachter	OL	6-0	285	R-Fr.	Manheim, Pa./Bishop McDevitt
63	Andrew Bennett	OL	6-4	270	R-Fr.	Allentown, Pa./Parkland
66	*Shane Trevorah	OL	6-4	320	R-Jr.	Allentown, Pa./Bethlehem Catholic
67	*Mike Nieman	OL	6-3	290	R-Jr.	Fair Lawn, N.J./Fair Lawn
71	*Levi Murphy	OL	6-4	300	R-So.	Dover, Pa./Dover
74	*Devon Ackerman	OL	6-1	295	R-Sr.	Hanover, Pa./South Western
75	*Michael Fleming	OL	6-4	300	Jr.	Easton, Pa./Easton
76	James McNulty	OL	6-4	290	R-So.	Miller Place, N.Y./Miller Place
77	*Justin Barat	DL	6-1	280	R-So.	Wood-Ridge, N.J./Wood-Ridge
79	Steven Feher	OL	6-4	290	R-Fr.	Orefield, Pa./Parkland
80	*Tim Wilson	WR	5-9	170	Sr.	Wayne, Pa./Radnor
83	*Tommy House	WR	6-2	200	R-Sr.	Vienna, Va./James Madison
84	*Elijah Rehm	WR	5-9	190	So.	Clayton, N.J./Clayton
86	Anthony Angelichio	TE	6-5	225	R-Fr.	Pottsville, Pa./Pottsville
88	*Anthony Castillo	TE	6-4	240	R-Sr.	Bethlehem, Pa./Liberty/Kutztown
90	*Sam O'Brien	P	6-3	185	R-Jr.	Quakertown, Pa./Palisades/Temple
95	Jared Fraraccio	DL	6-0	275	R-Fr.	Edison, N.J./J.P. Stevens
98	*Dennis Long	LS	6-4	280	Sr.	Sayreville, N.J./St. Peter's Prep/Nassau CC
99	*Mike Zakrzewski	DE	6-3	245	Jr.	Oakland, N.J./Indian Hills

* indicates 2016 letterwinner

No.	Name	Pos.	Ht.	Wt.	Yr.	Hometown/High School
	Tristan Ahart	K	5-7	165	R-Fr.	Lake Hiawatha, N.J./Parsippany
	Kutory Alexander	OL	6-4	320	Fr.	Newburg, N.Y./Newburg Free Academy
	Gunner Anglovich	TB	5-9	180	Fr.	Bethlehem, Pa./Liberty
	Keanan Baines	DL	6-2	285	Fr.	Philadelphia, Pa./Conwell-Egan
	Tylor Belles	LB	6-1	210	Fr.	Sayre, Pa./Sayre
	Clifford Brinkley	WR	6-3	210	Fr.	Philadelphia, Pa./Overbrook
	Jameer Brooks	LB	6-0	220	Fr.	Philadelphia, Pa./Franklin
	Andrew Brown	S	6-2	190	Fr.	Cherry Hill, N.J./Cherry Hill East
	Trevon Bryson	DB	6-1	180	R-Fr.	Philadelphia, Pa./Samuel Fels/IUP
	Tyson Calhoun	DB	6-1	185	Jr.	Effort, Pa./Pleasant Valley/Thaddeus Stevens
	Brandon Chafin	LB	6-1	190	Fr.	Hanover Township, Pa./Hanover
	Chris Ciempola	WR	6-0	175	Fr.	Neshanic Station, N.J./Somerville
	Jake Cirillo	QB	6-3	215	Fr.	East Stroudsburg, Pa./East Stroudsburg South
	Alex Coll	WR	6-1	180	Fr.	Drexel Hill, Pa./Monsignor Bonner
	Mark Collins, Jr.	DB	5-11	180	R-Jr.	Yeadon, Pa./Valley Forge Military Academy/Bloomsburg
	Denis Corbin	DE	6-2	230	Fr.	Toms River, N.J./Central Regional
	Jeffrey Davis	WR	5-8	165	Fr.	Philadelphia, Pa./Imhotep Charter
	Joel Davis	WR	5-9	180	Fr.	Harrisburg, Pa./John Harris
	Darrell DeMoe	LB	6-0	195	Fr.	Clayton, Del./Polytech
	Jalen Denby	DL	5-11	335	Fr.	Philadelphia, Pa./Imhotep Charter
	Harrison Doane	OL	6-4	280	Fr.	Wayne, Pa./Radnor
	Dahmeer Duvernay	DB	5-9	160	Fr.	Philadelphia, Pa./Roman Catholic
	Andre Eldridge	DL	6-2	300	Fr.	Monmouth, N.J./South Brunswick
	Hassan Evans	WR	6-1	225	Jr.	Bergenfield, N.J./Bergenfield
	Andrew Fuehrer	WR	6-2	195	Sr.	Allentown, Pa./Parkland
	Jacob Garrity	K	5-10	180	Fr.	Dallastown, Pa./Dallastown/Harrisburg Area CC
	Joel Gland	TE	6-5	240	Fr.	Philadelphia, Pa./Bartram
	Jordan Harris	DL	6-1	250	Fr.	Plainfield, N.J./Plainfield Academy of the Arts
	Khari Jones	TB	5-9	180	Fr.	Philadelphia, Pa./St. Joseph's Prep
	Ezequiel Lopez	WR	5-10	155	Fr.	Philadelphia, Pa./Frankford
	Markel McCoy	WR	5-7	150	Fr.	Philadelphia, Pa./Ben Franklin
	Rich Melito	LB	6-1	225	Fr.	Media, Pa./Archbishop Carroll
	Rayfield Meyers III	DL	6-5	300	R-Fr.	Levittown, Pa./Harry S Truman
	James Mitchell III	LB	6-2	190	Fr.	New York, N.Y./St. Anthony's (N.J.)
	Mikal Montgomery	S	5-10	180	Fr.	West Hempstead, N.Y./Malverne
	Bryan Pettway	QB	6-3	175	Fr.	Burlington, N.J./Burlington
	Nick Pierro	OL	6-3	310	Fr.	Manasquan, N.J./Manasquan
	Evan Pollock	DB	5-11	175	Jr.	Reading, Pa./Governor Mifflin/Thaddeus Stevens
	Jylil Reeder	WR	5-8	185	Jr.	Philadelphia, Pa./Samuel Fels/Valley Forge Military Academy
	Isaiah Reigel	DE	6-2	235	Fr.	Wyomissing, Pa./Wilson West Lawn
	Jalen Reynolds	DB	5-6	180	Fr.	Philadelphia, Pa./Archbishop Wood
	Justin Richardson	WR	6-2	175	Fr.	Effort, Pa./Pleasant Valley
	Dave Roldan	DL	6-4	270	Fr.	East Meadow, N.Y./East Meadow
	Joseph Ruggiero	DL	6-1	280	R-Jr.	Binghamton, N.Y./Binghamton/Gannon
	Adrian Sapnas	TB	5-11	180	Fr.	Springfield, Pa./Marple Newtown
	R.J. Sarajian	WR	6-3	215	R-So.	Tobyhanna, Pa./Pocono Mountain East
	Christian Schabel	QB	6-0	190	Fr.	Avon, Ind./Danville Community
	Jalen Simpson	WR	5-10	185	Fr.	East Stroudsburg, Pa./Notre Dame-Green Pond
	Xander Sommers	DB	5-11	175	Fr.	Bordentown, N.J./Bordentown
	Caleb Still	LB	6-0	220	Fr.	Annapolis, Md./Avalon
	Ryan Swenson	DL	6-1	270	Fr.	Cherry Hill, N.J./Cherry Hill East
	Maurice Teachey, Jr.	WR	6-0	165	Fr.	Rockville, N.Y./Malverne
	Joe Thomas	DL	6-3	220	Fr.	Garnet Valley, Pa./Garnet Valley
	Chase Tinsley	S	6-1	200	Fr.	Cherry Hill, N.J./Cherry Hill West
	Jordan Walters	K	6-2	205	So.	Sciota, Pa./Pleasant Valley
	Jordan Watson	DE	6-1	220	Fr.	Airmont, N.Y./Paramus Catholic
	Tyler Watson	FS	5-11	180	Fr.	Warrington, Pa./Central Bucks South
	Dave Willock	DL	6-0	310	Fr.	New Milford, N.J./New Milford

2016 Game-By-Game Recaps

Sept. 1 • ESU 49, Brevard 14

BREVARD, N.C. – R-Sr. TB **Robert Healy** ran for 139 yards and 3 TD, and R-Sr. QB **Bruce Campbell** threw for 201 yards and 2 TD in his 4th career start as ESU won its season opener, 49-14, at Brevard on Thursday night.

Healy had his 2nd career game with 3 TD, and first with 3 rushing TD, as the Warriors led 14-7 at halftime before outscoring Brevard 21-0 in the 3rd quarter, including two TD by Healy.

Campbell threw TD passes of 10 yards to Sr. FB **Sean Roth** in the 2nd quarter and 31 yards to Jr. WR **Tim Wilson** on the first drive in the 3rd quarter.

Jr. TB **Jaymar Anderson** had 8 carries for 79 yards and a TD and So. TB **James Bell** had 6 carries for 19 yards and a TD, both scoring in the 4th quarter.

Wilson had 5 catches for 58 yards and a TD and accumulated 109 all-purpose yards, including a 23-yard kick return, 19-yard punt return and 9-yard run.

R-Sr. TE **Anthony Castillo** had 2 catches for 61 yards, including a 44-yarder to set Campbell's 10-yard TD to Roth, and Roth had 2 catches for 36 yards.

Healy added 2 catches for 17 yards for 156 yards from scrimmage. ESU's career leader in rushing yards (2,830) and yards from scrimmage (4,352) entering his senior season, Healy moved within 31 yards of becoming the first ESU player with 3,000 rushing yards.

Healy had his 11th career 100-yard rushing game, 2nd-most in school history behind Andre Castiglioni's 14 (1999-01). He had his 28th game with 100 yards from scrimmage in his 34th career game.

The Warriors gained 475 yards on 73 plays, with 271 yards on 46 carries and 204 passing yards.

ESU's 271 rushing yards are its most in 43 season openers under head coach **Denny Douds**, and Healy's 139 rushing yards are 3rd-most in a season opener.

Campbell was 14-for-26 for 201 yards and 2 TD, going 8-for-10 for 102 yards and a TD in the 2nd half. R-Fr. QB **Gabe French** was 1-for-1 for 3 yards, completing his first career attempt.

Brevard finished with 177 yards on 52 plays - 162 yards on 47 rushes, and 15 yards passing (2-for-5).

The Tornados had a pair of long TD drives - 15 plays for 78 yards spanning the 1st and 2nd quarters, and 16 plays for 77 yards spanning the 3rd and 4th quarters - but just 22 yards on its other 21 plays.

ESU	7	7	21	14	49
Brevard	0	7	0	7	14

ESU - Healy 1 run (Ruiz kick)
 BC - Hopkins 4 run (Rogers kick)
 ESU - Roth 10 pass from Campbell (Ruiz kick)
 ESU - Wilson 31 pass from Campbell (Ruiz kick)
 ESU - Healy 17 run (Ruiz kick)
 ESU - Healy 1 run (Ruiz kick)
 BC - German 3 run (Rogers kick)
 ESU - Anderson 4 run (Ruiz kick)
 ESU - Bell 2 run (Ruiz kick)

	ESU	BC
First Downs	29	11
Passing C-A-I	15-27-0	2-5-0
Passing Yds	204	15
Rushing Yds (Att)	271 (46)	162 (47)
Total Net Yds	475	177
Fumbles/Lost	1-0	2-2
Penalties/Yds	8/66	3/45
Punts/Avg.	1/24.0	5/39.2

Rushing — ESU: Healy 26-139, Anderson 8-79, Bell 6-19, O'Brien 1-18, Roth 2-15, Wilson 1-9, Campbell 2-(-8); BC: Johnson 15-45, Hopkins 8-42, German 9-41, Gregory 14-31, Lett 1-3.
 Passing — ESU: Campbell 14-26-0 for 201, French 1-1-0 for 3; BC: Gregory 2-5-0 for 15.
 Receiving — ESU: Wilson 5-58, Castillo 2-61, Roth 2-36, Healy 2-17, House 2-15, Buffalo 1-14, Dassin 1-3; BC: Drasser 1-9, Hopkins 1-6.

Sept. 10 • #10 IUP 73, ESU 42

EAST STROUDSBURG – Lenny Williams threw for 380 yards and 3 TD, and ran for 88 yards and 3 more, to lead No. 10 IUP to a 73-42 win over ESU.

R-Sr. TB **Robert Healy** ran for 157 yards and a TD and had 7 catches for 117 yards for 274 yards from scrimmage, 2nd-most in school history, for ESU.

R-Sr. QB **Bruce Campbell** was 23-for-38 for 309 yards, 3 TD and 2 interceptions for his 2nd 300-yard passing game in 5 career starts.

Jr. WR **Tim Wilson** had 6 catches for 109 yards and 2 TD, all career-highs, and R-Jr. WR **Tommy House** had 3 catches for 52 yards and a TD. Sr. FB **Sean Roth** added 4 carries for 17 yards and a TD and So. TB **James Bell** had 2 carries for 13 yards and a TD.

Williams, a Harlon Hill candidate as a freshman in 2015, was 20-for-24 for 380 yards passing for IUP. Walt Pegues had 12 catches for 195 yards and a TD and JoJo Gause (3 catches, 80 yards, TD) and Allen Wright (2 catches, 86 yards, TD) also caught scoring passes.

Samir Bullock had 10 carries for 104 yards and a TD, starting TB Chris Temple had 9 carries for 53 yards and QB Mike Pietropola had 7 for 56 yards and a TD.

IUP gained 789 total yards, second-most in PSAC history - 395 rushing and 394 passing.

ESU scored on its opening drive, a 10-yard run by Bell, and Wilson caught a 52-yard TD from Campbell to make it 14-14 with 3:38 left in the first quarter.

IUP scored the next 31 points, including an 8-yard interception return for a TD by defensive tackle Jemal Averette, before ESU cut it to 45-21 at halftime on a 19-yard TD pass from Campbell to House.

Healy's 274 yards from scrimmage are 2nd-most in school history behind Joe Partridge's 284 yards (all rushing) at Cheyney in 2007.

IUP	21	24	14	14	73
ESU	14	7	14	7	42

ESU - Bell 10 run (Ruiz kick)
 IUP - Williams 11 run (Stewart kick)
 IUP - Williams 2 run (Stewart kick)
 ESU - Wilson 52 pass from Healy (Ruiz kick)
 IUP - Anderson 10 run (Stewart kick)
 IUP - Stewart 24 field goal
 IUP - Bullock 63 run (Stewart kick)
 IUP - Averette 8 interception return (Stewart kick)
 IUP - Wright 72 pass from Williams (Stewart)
 ESU - House 19 pass from Campbell (Ruiz kick)
 IUP - Williams 3 run (Stewart kick)
 ESU - Wilson 14 pass from Campbell (Ruiz kick)
 IUP - Pegues 56 pass from Williams (Stewart kick)
 ESU - Roth 6 run (Ruiz kick)
 IUP - Gause 19 pass from Williams (Stewart kick)
 IUP - Pietropola 3 run (Stewart kick)
 ESU - Healy 77 run (Ruiz kick)

	ESU	IUP
First Downs	23	35
Passing C-A-I	23-39-2	21-29-0
Passing Yds	309	394
Rushing Yds (Att)	188 (26)	395 (56)
Total Net Yds	497	789
Fumbles/Lost	1/0	1/0
Penalties/Yds	10/92	11/120
Punts/Avg.	6/42.3	2/36.5

Rushing — ESU: Healy 17-157, Roth 4-17, Bell 2-13, Campbell 2-5, French 1-(-4); IUP: Bullock 10-104, Williams 14-88, Pietropola 7-56, Temple 9-55, Schaffer 6-39, Anderson 7-37, Pegues 1-21, Team 2-(-3).
 Passing — ESU: Campbell 23-38-2 for 309, French 0-1-0 for 0; IUP: Williams 20-24-0 for 380, Pietropola 1-5-0 for 14.
 Receiving — ESU: Healy 7-117, Wilson 6-109, House 3-52, Roth 3-12, Fells 2-10, Bell 2-9; IUP: Pegues 12-195, Gause 3-80, Wright 2-86, Wuestner 2-17, Altland 1-11, Bullock 1-5.

Warriors Top Performances of 2016

LONGEST PLAYS

Rush: 77 yards, Robert Healy (twice)
 vs. IUP, at Mercyhurst

Pass: 70 yards, Bruce Campbell to Tim Wilson
 at Slippery Rock

Punt: 70 yards, Sam O'Brien at Mercyhurst

Field Goal: 39 yards, Nicolas Ruiz vs. Kutztown

Punt Return: 29 yards, Marquis Fells
 vs. Cheyney

Kickoff Return: 68 yards, Tim Wilson
 at Slippery Rock

OFFENSE, SINGLE GAME

Rushing Yards: 256, Robert Healy at Mercyhurst

Passing Yards: 347, Tim DiGiorgio
 vs. Lock Haven

Receiving Yards: 146, Tim Wilson
 vs. Lock Haven

Completions: 36, Tim DiGiorgio vs. Lock Haven

Receptions: 13, Tim Wilson vs. Lock Haven

Touchdowns Rushing: 4, Robert Healy
 at Mercyhurst

Touchdowns Passing: 3, twice
 Bruce Campbell vs. IUP
 Tim DiGiorgio vs. Lock Haven

Touchdowns Receiving: 3, Tim Wilson
 vs. Lock Haven

DEFENSE, SINGLE GAME

Most Tackles: 15, Justin Johnson at Millersville

Most Sacks: 2.0, twice
 Marc Ranaudo at Millersville
 Maurice Jackson at Slippery Rock

Most Tackles for a Loss: 4.0,
 Maurice Jackson at Slippery Rock
Interceptions: 1, eight times

Sept. 17 • ESU 34, Mercyhurst 31

ERIE - R-Sr. TB **Robert Healy** ran for 256 yards and 4 TD and gained 292 yards from scrimmage, a school record, leading ESU to a 34-31 win at Mercyhurst

Healy tied a school record with 4 rushing TD and had a career-high 30 carries while adding 2 receptions for 36 yards for the Warriors (2-1), who overcame a 14-3 2nd-quarter deficit to beat the Lakers (1-2).

R-Sr. QB **Bruce Campbell** was 14-for-27 for 159 yards passing and Jr. WR **Tim Wilson** had 8 catches for 65 yards, including a key 37-yarder, as ESU gained 435 yards on 62 plays (276 yards rushing).

ESU trailed 14-3 early in the 2nd quarter as So. K **Nicolas Ruiz** hit a 21-yard field goal before Mercyhurst scored twice, on a 53-yard pass from Doug Altavilla (21-37, 317 yards, 3 TD) to Danavian Clay and a 2-yard run by Drew Robinson (6 carries, 26 yards) to cap a 48-yard drive after the 2nd of 2 interceptions.

The Warriors rallied to lead 17-14 at halftime as Healy scored on a 5-yard run (following a 36-yard catch on the drive) with 6:45 left in the 2nd quarter, and a 13-yard run by Healy (following a 35-yard run on the drive) with 2:12 left in the half.

ESU led throughout the 2nd half, with Healy giving ESU a 24-14 margin with 7:00 left in the 3rd quarter after a 37-yard completion from Campbell to Wilson.

Both teams traded field goals - Dylan Kondis made a 31-yarder for Mercyhurst and Ruiz hit a 28-yarder for ESU with 12:16 remaining - as the Warriors led 27-17 early in the 4th quarter.

Mercyhurst cut it to 27-24 on a 57-yard TD pass from Altavilla to Brad Novak with 8:51 left, before Healy had a 77-yard TD run on 2nd-and-24 to give the Warriors a 34-24 cushion with 5:55 remaining.

Mercyhurst went 81 yards in 12 plays to get within 34-31 with 1:55 left on a 21-yard TD pass from Altavilla to Brian Matthews.

The Warriors recovered the onside kick - by Sr. FB **Sean Roth** - and ran all but 8 seconds off the clock. So. P **Sam O'Brien** got the punt away as the Warriors held on.

R-Jr. LB **Sekou Jones** led the Warriors with 11 tackles and Fr. CB **Andre' Gray** had 4 passes defended (interception, 3 pass breakups) in his first career action.

ESU	3	14	7	10	34
Mercyhurst	7	7	3	14	31

ESU - Ruiz 21 field goal

HURST - Clay 53 pass from Altavilla (Kondis kick)

HURST - Robinson 2 run (Kondis kick)

ESU - Healy 5 run (Ruiz kick)

ESU - Healy 13 run (Ruiz kick)

ESU - Healy 1 run (Ruiz kick)

HURST - Kondis 31 field goal

ESU - Ruiz 28 field goal

HURST - Novak 57 pass from Altavilla (Kondis kick)

ESU - Healy 77 run (Ruiz kick)

HURST - Matthews 21 pass from Altavilla (Kondis kick)

	ESU	HURST
First Downs	19	19
Passing C-A-I	14-27-2	22-38-1
Passing Yds	159	314
Rushing Yds (Att)	276 (35)	111 (32)
Total Net Yds	435	425
Fumbles/Lost	1/0	0/0
Penalties/Yds	7/56	7/77
Punts/Avg.	5/49.6	6/40.2

Rushing — ESU: Healy 30-256, Campbell 2-19, Roth 1-3, Bell 2-0; HURST: Sanders 12-72, Robinson 6-26, Novak 1-20, Altavilla 7-1, Smith 5-(-1); Team 1-(-7).

Passing — ESU: Campbell 14-27-2 for 159; HURST: Altavilla 22-38-1 for 314.

Receiving — ESU: Wilson 8-65, Healy 2-36, Roth 2-11, Fells 1-28, Castillo 1-19; HURST: Novak 6-95, Smith 4-28, Clay 3-59, Sanders 3-38, Robinson 2-40, Matthews 2-24, Mostoller 1-28, Bauer 1-2.

Sept. 24 • Shippensburg 31, ESU 14

SHIPPENSBURG — Ryan Zapoticky threw 3 TD passes and Shippensburg scored the final 28 points, giving the Red Raiders a 31-14 win over ESU in the PSAC East football opener for both schools at Seth Grove Stadium.

Zapoticky threw a pair of TD passes to Erik Kerns late in the 2nd quarter, a 41-yarder with 4:16 left and a 34-yarder with 41 seconds remaining, to give Ship a 17-14 lead at halftime, and directed 2 scoring drives in the 2nd half.

ESU R-Sr. TB **Robert Healy**, the NCAA DII leader in rushing (184.0 ypg) and yards from scrimmage (240.7 ypg) through 3 weeks, gained 124 yards (15 carries, 76 yards; 5 catches, 48 yards) for the Warriors. Healy had a 292-yard effort in last week's win at Mercyhurst.

R-Sr. QB **Bruce Campbell** was 12-for-32 for 200 yards, 2 TD and 2 interceptions.

Jr. WR **Tim Wilson** had 2 catches for 110 yards and a TD, scoring from 53 yards on the 4th play of the game and catching a 57-yarder to set up a TD, an 8-yard pass from Campbell to Fr. WR **Javier Buffalo** that gave the Warriors a 14-3 lead with 7:49 left in the 2nd quarter.

Zapoticky threw a 40-yard TD pass to Jordan Harro to the lead to 24-14 with 7:49 left in the 3rd quarter, and Cole Chiappialle punched in a 1-yard TD to cap a nine play, 67-yard drive for a 31-14 lead with 13:50 left.

Zapoticky was 19-for-27 for 279 yards, 3 TD and an interception and ran for 17 yards for Ship, which gained 450 yards on 75 plays. Kerns had 3 catches for 84 yards and 2 TD and Mike Brown had 4 catches for 48 yards.

2016 Game-By-Game Statistics

East Stroudsburg

	PASSING			RUSHING			TOTAL OFFENSE		
	Comp.-Att.	Yds.	TD-Int.	Att.	Yds.	TD	Plays	Yds.	TD
Brevard	15-27	204	2-0	46	271	5	73	475	7
IUP	23-39	309	3-2	26	188	3	65	497	6
Mercyhurst	14-27	159	0-2	35	276	4	62	435	4
Shippensburg	12-32	200	2-2	22	86	0	54	286	2
Cheyney	9-18	184	3-0	42	229	4	60	413	7
Millersville	11-22	249	1-0	43	259	4	65	508	5
Kutztown	16-33	237	2-2	33	150	2	66	387	4
Bloomsburg	22-40	247	1-2	26	95	1	66	342	2
West Chester	21-38	292	1-1	20	31	1	58	323	2
Lock Haven	45-71	468	5-2	22	41	1	93	509	6
Slippery Rock	17-40	197	1-1	30	28	0	70	225	1
ESU	205-387	2746	21-14	345	1654	25	732	4400	46

Opponents

	PASSING			RUSHING			TOTAL OFFENSE		
	Comp.-Att.	Yds.	TD-Int.	Att.	Yds.	TD	Plays	Yds.	TD
Brevard	2-5	15	0-0	47	162	2	52	177	2
IUP	21-29	394	3-0	56	395	6	85	789	9
Mercyhurst	22-38	314	3-1	32	111	1	70	425	4
Shippensburg	19-27	279	3-1	48	171	1	75	450	4
Cheyney	7-15	98	1-2	47	250	1	62	348	2
Millersville	13-36	246	3-2	46	226	0	82	472	3
Kutztown	22-33	209	1-0	51	459	6	84	668	7
Bloomsburg	13-20	144	0-0	49	283	4	69	427	4
West Chester	11-29	96	1-0	58	386	4	87	482	5
Lock Haven	17-25	300	5-1	48	424	4	73	724	9
Slippery Rock	28-38	527	7-1	36	41	0	74	568	7
Opponents	175-295	2622	27-8	518	2908	29	813	5530	56

Five Ship receivers had a catch of at least 20 yards.

Justin Pyle had 15 carries for 90 yards and Chiappialle had 16 carries for 47 yards to pace Ship's ground game.

ESU R-So. P **Sam O'Brien**, 2nd in the PSAC in punting average (40.3) entering the week, averaged 46.1 yards on 8 punts.

R-Jr. LB **Mike Wiand** had a 1st-quarter interception for the Warriors, who had 5 sacks - one each by Wiand, R-Jr. LB **Sekou Jones**, R-Fr. S **Justin Johnson** and R-Sr. DE **Ahmad McFarland**, along with an assisted sack by R-Jr. DL **Marc Ranaudo** and R-Fr. DL **Justin Barat**.

ESU	7	7	0	0	14
Shippensburg	0	17	7	7	31

ESU - Wilson 53 pass from Campbell (Ruiz kick)

SHIP - Deane 38 field goal

ESU - Buffalo 8 pass from Campbell (Ruiz kick)

SHIP - Kerns 41 pass from Zapoticky (Deane kick)

SHIP - Kerns 34 pass from Zapoticky (Deane kick)

SHIP - Harro 40 pass from Zapoticky (Deane kick)

SHIP - Chiappialle 1 run (Deane kick)

	ESU	SHIP
First Downs	11	22
Passing C-A-I	12-32-2	19-27-1
Passing Yds	200	279
Rushing Yds (Att)	86 (22)	171 (48)
Total Net Yds	286	450
Fumbles/Lost	1-0	0-0
Penalties/Yds	6/58	8/71
Punts/Avg.	8/46.1	6/37.0

Rushing — ESU: Healy 15-76, Fells 1-7, Campbell 5-4, Roth 1-(-1); SHIP: Pyle 15-90, Chiappialle 16-47, Yocum 4-17, Zapoticky 13-17.

Passing — ESU: Campbell 12-32-2 for 200; SHIP: Zapoticky 19-27-1 for 279.

Receiving — ESU: Wilson 2-110, Healy 5-48, House 1-14, Fells 1-16, Buffalo 1-8, Clements 1-4; SHIP: Pyle 6-20, Brown 4-48, Kerns 3-84, Harro 2-47, Gulyas 1-39, O'Donnell 1-22, Forney 1-10, Chiappialle 1-9.

Oct. 1 • ESU 54, Cheyney 12

EAST STROUDSBURG — R-Sr. TB **Robert Healy** ran for 108 yards and 3 TD, had a 57-yard reception and threw a 6-yard TD pass, leading ESU to a 54-12 win vs. Cheyney.

ESU had 3 players - Healy, R-Sr. QB **Bruce Campbell** and R-Jr. QB **Tim DiGiorgio** - throw a TD pass in the same game for the 2nd time in school history, and Healy is the first ESU player under 43rd-year head coach **Denny Douds** with 3 rushing TD and a pass TD.

Healy had his 14th career 100-yard rushing game, tying the school record held by Andre Castiglioni (1999-01). He extended his ESU career records for rushing yards (3,566) and yards from scrimmage (5,363) and threw his first career TD pass.

Healy entered the week ranked 2nd in NCAA DII in yards from scrimmage (211.5 ypg) and 5th in rushing yards (157.0 ypg).

R-Sr. TE **Anthony Castillo** had 2 catches for 51 yards and 2 TD, the first two of his career, catching scoring passes of 20 yards from Campbell in the 2nd quarter and 31 yards from DiGiorgio in the 4th quarter.

Healy threw a 6-yard TD pass to R-Jr. WR **Tommy House** for a 26-0 lead early in the 2nd quarter.

Campbell made his 5th straight start, going 2-for-6 for 77 yards and a TD, and had 4 carries for 54 yards. DiGiorgio made his first career appearance after transferring from Temple, going 6-for-10 for 101 yards and a TD.

So. TB **James Bell** had a career-high 67 yards and a TD on 10 carries. Fr. WR **Mike Manzo-Lewis** (2 catches, 29 yards), **Elijah Rehm** (1 catch, 28 yards) and **Adam Warehime** (1 catch, 6 yards) had their 1st career reception. Rehm had 2 kick returns for 73 yards.

R-Jr. LB **Mike Wiand** had an interception for the 2nd straight week, setting up a short TD drive for 10-0 lead just 5:05 into the game. Fr. DB **Justin Haynes** had a 2nd-half interception in his first career game.

Jr. LB **Larry Mills** recorded a safety, tackling the Cheyney kick returner in the end zone to make it 19-0 with 1:18 left in the 1st quarter.

2016 SEASON

Cheyney	0	0	6	6	12
ESU	19	14	7	14	54

ESU - Ruiz 33 field goal
 ESU - Healy 2 run (Ruiz kick)
 ESU - Bell 8 run (Ruiz kick)
 ESU - Safety (Mills tackled KR in end zone)
 ESU - House 6 pass from Healy (Ruiz kick)
 ESU - Castillo 20 pass from Campbell (Ruiz kick)
 ESU - Healy 2 run (Ruiz kick)
 CHEY - Heller 14 run (Van Demark kick failed)
 CHEY - Berlin 22 pass from Trautz (kick failed)
 ESU - Healy 3 run (Ruiz kick)
 ESU - Castillo 31 pass from DiGiorgio (Ruiz kick)

	ESU	CHEY
First Downs	20	14
Passing C-A-I	9-18-0	7-15-2
Passing Yds	184	98
Rushing Yds (Att)	229 (42)	250 (47)
Total Net Yds	413 (60)	348 (62)
Fumbles/Lost	1-0	1-0
Penalties/Yds	7/65	8/68
Punts/Avg.	2/45.0	4/29.5

Rushing — ESU: Healy 20-108, Bell 10-67, Campbell 4-54, French 2-14, Smith 1-4, Team 2-(-4), DiGiorgio 3-(-14); CHEY: Heller 14-92, Miller 7-79, Madlock 7-41, French 6-33, Trautz 6-16, Malone 1-4, Shaw 1-4, Mendoza 1-2, Jacobs 1-(-2), Team 2-(-19).
 Passing — ESU: DiGiorgio 6-10-0 for 101, Campbell 2-6-0 for 77, Healy 1-1-0 for 6, French 0-1-0 for 0; CHEY: Trautz 6-13-1 for 90, Jacobs 1-2-1 for 8.
 Receiving — ESU: Castillo 2-51, Manzo-Lewis 2-29, Healy 1-57, Rehm 1-28, Buffalo 1-7, House 1-6, Warehime 1-6; CHEY: Berlin 3-72, Ferdinand 2-17, Lyles 1-8, French 1-1.

Oct. 8 • ESU 38, Millersville 23

MILLERSVILLE — R-Sr. **TB Robert Healy** gained 208 yards from scrimmage and scored 4 TD, and R-Sr. QB **Bruce Campbell** added 330 yards of total offense, a pass TD and a rush TD, to lead ESU to a 38-23 win at Millersville.

Healy ran for 163 yards and 3 TD, setting a school record with his 15th career 100-yard rushing game, and added 5 catches for 45 yards and a TD, and Campbell was 10-for-19 for 242 yards and a TD passing and had 8 carries for 88 yards and a score.

ESU head coach **Denny Douds** moved into a tie for 8th on the NCAA all-division list for games coached (446), and a tie for 4th in games coached at one school.

Campbell hit four long pass plays - two to Jr. WR **Tim Wilson** (2 catches, 105 yards) - while Fr. WR **Javier Buffalo** had a catch for 48 yards and R-Sr. TE **Anthony Castillo** had a catch for 34 yards for the Warriors.

ESU converted 11-of-16 3rd down opportunities while holding Millersville to 4-for-15. R-So. P **Sam O'Brien** twice pinned Millersville inside its own 5-yard line, and So. **Nicolas Ruiz** made a 20-yard field goal.

ESU's defense sacked Millersville R-Fr. QB Tony Staffieri 7 times and intercepted him twice inside the 25-yard line. Staffieri, in his 1st career start, had 408 yards of total offense, going 13-for-36 for 246 yards and 3 TD, and rushing 26 times for 162 yards. Kevin Wiggins had 5 catches for 144 yards and all 3 TD.

ESU led 24-13 at halftime, building a 24-6 lead before the Marauders scored with 7 seconds left in the 1st half. MU cut the ESU lead to 31-23 midway through the 3rd quarter - getting a 29-yard field goal by Evan Stahl and a 37-yard TD pass to Wiggins around a 10-yard TD run by Healy - but the Warriors kept the Marauders off the board from the 8:09 mark of the 3rd through the end of the contest.

Sr. FS **Jimmy Verzicco** had an interception after Millersville drove inside the 5-yard line midway through the 3rd quarter, and the Warriors forced a pair of 3-and-outs, produced a fumble recovery to end a promising Marauders drive and held MU out of the end zone in the final half-minute to ice the game.

Healy broke the school record for career 100-yard rushing games (15), broke the school record for career rush attempts (626) and moved into ESU's career top 10 in receptions (133).

ESU	10	14	7	7	38
Millersville	6	7	10	0	23

ESU - Healy 18 pass from Campbell (Ruiz kick)
 MILL - Wiggins 35 pass from Staffieri (Stahl kick failed)
 ESU - Ruiz 20 field goal
 ESU - Healy 6 run (Ruiz kick)
 ESU - Campbell 11 run (Ruiz kick)
 MILL - Wiggins 10 pass from Staffieri (Stahl kick)
 MILL - Stahl 29 field goal
 ESU - Healy 10 run (Ruiz kick)
 MILL - Wiggins 37 pass from Staffieri (Stahl kick)
 ESU - Healy 4 run (Ruiz kick)

	ESU	MILL
First Downs	18	23
Passing C-A-I	11-22-0	13-36-2
Passing Yds	249	246
Rushing Yds (Att)	259 (43)	226 (46)
Total Net Yds	508 (65)	472 (82)
Fumbles/Lost	2-2	1-1
Penalties/Yds	2/31	5/31
Punts/Avg.	4/38.5	4/42.5

Rushing — ESU: Healy 31-163, Campbell 8-88, Bell 1-5, Roth 2-3, DiGiorgio 1-0; MILL: Staffieri 26-162, Overton 19-64, Snell 1-0.

Passing — ESU: Campbell 10-19-0 for 242, DiGiorgio 1-3-0 for 7; MILL: Staffieri 13-36-2 for 246.

Receiving — ESU: Healy 5-45, Wilson 2-105, Buffalo 1-48, Castillo 1-34, Roth 1-13, Bell 1-4; MILL: Wiggins 5-144, Zilen 2-34, Cahill 2-33, Mingo 2-25, Slonac 2-10.

Oct. 15 • Kutztown 49, ESU 30

EAST STROUDSBURG — R-Sr. **TB Robert Healy** set a school record for career all-purpose yards in ESU's 49-30 loss vs. Kutztown. Healy, already ESU's all-time leader in rushing yards and yards from scrimmage, gained 160 yards (124 rushing, 2 TD; 36 receiving) to surpass former All-America WR Evan Prall (5,682 yards - 2003-06).

Healy finished with 5,731 career all-purpose yards - 3,853 rushing and 1,878 receiving. He also set ESU's season record for rushing TD (16), and eclipsed the 1,000-yard rushing mark for the season (1,023).

KU (4-3, 4-0) gained 668 yards - 459 rushing and 209 passing - led by 261 rushing yards and 3 TD by R-So. TB Craig Reynolds. R-Fr. QB Collin DiGalbo threw for 209 yards and a TD and ran for 70 yards and a score, and James Wah, Jr. had 7 carries for 68 yards and 2 TD.

ESU R-Jr. QB **Tim DiGiorgio** was 9-for-18 for 145 yards and 2 TD in relief of R-Sr. QB **Bruce Campbell** (7-for-14, 92 yards, 2 interceptions; 23 rushing yards).

R-Jr. WR **Tommy House** (4 catches, 74 yards, TD) and Fr. WR **Javier Buffalo** (2 catches, 70 yards, TD) both caught TD passes from DiGiorgio - House a 38-yarder with 53 seconds left in the 2nd quarter, and Buffalo a 50-yard catch-and-run midway through the 4th.

ESU struck with a 9 play, 80-yard drive capped by the first of Healy's 2 TD runs, but KU scored on 3 straight possessions for a 21-7 lead with 13:14 left in the 2nd.

The Warriors defense held Kutztown to 95 yards over its final 4 possessions of the 1st half, and ESU scored the last 9 points of the 2nd quarter to pull within 21-16 - a 39-yard field goal by So. K **Nicolas Ruiz**, and the 38-yard TD pass from DiGiorgio to House.

Both teams traded punts to start the 2nd half, before Kutztown scored 3 straight TD. Buffalo answered with a 50-yard TD pass from DiGiorgio, Wah scored on a 42-yard run for Kutztown and Healy finished the scoring with a 36-yard TD after a Kutztown fumble.

Reynolds, 3rd in the PSAC in rushing (107.3 ypg) gained 345 all-purpose yards for KU (261 rush, 11 rec,

2016 Honor Roll

D2CCA All-Region (CoSIDA)

TB Robert Healy, 1st team

Football Gazette All-Region

TB Robert Healy, 1st team

FB Sean Roth, 1st team

DL Marc Ranaudo, 3rd team

All-PSAC East First Team

TB Robert Healy, DL Marc Ranaudo

All-PSAC East Second Team

WR Tim Wilson, T Michael Fleming
 G Norman Rogers III, DL Ahmad McFarland
 LB Mike Wiand

Team Awards

Outstanding Player - TB Robert Healy
 Red Shirt Award - FB Sean Roth

Capital One Academic All-America

OL Devon Ackerman, 1st team

Capital One Academic All-District

OL Devon Ackerman

PSAC Top 10

OL Devon Ackerman

Lehigh Valley Scholar-Athlete

FB Sean Roth

PSAC East Offensive Player of the Week

Robert Healy, Sept. 1 at Brevard
 Robert Healy, Sept. 17 at Mercyhurst

PSAC East Special Teams Player of the Week

Nicolas Ruiz, Sept. 17 at Mercyhurst
 Sam O'Brien, Oct. 8 at Millersville

73 KR). Healy entered ranked 1st in DII in yards from scrimmage (203.2 ypg) and 3rd in rushing (149.8 ypg).

Jake Perry had 2 interceptions to pace KU's defense.

Kutztown	14	7	8	20	49
ESU	7	9	0	14	30

ESU - Healy 2 run (Ruiz kick)
 KU - DiGalbo 19 run (Keffner kick)
 KU - Reynolds 19 run (Keffner kick)
 KU - Hollander 42 pass from DiGalbo (Keffner kick)
 ESU - Ruiz 39 field goal
 ESU - House 38 pass from DiGiorgio (kick failed)
 KU - Reynolds 17 run (Wah pass from DiGalbo)
 KU - Reynolds 43 run (Keffner kick)
 KU - Wah 2 run (Keffner kick)
 ESU - Buffalo 50 pass from DiGiorgio (Ruiz kick)
 KU - Wah 42 run (Keffner kick)
 ESU - Healy 36 run (Ruiz kick)

	ESU	KU
First Downs	20	29
Passing C-A-I	16-33-2	22-33-0
Passing Yds	237	209
Rushing Yds (Att)	150 (33)	459 (51)
Total Net Yds	387	668
Fumbles/Lost	0-0	2-1
Penalties/Yds	3/17	7/65
Punts/Avg.	6/37.7	4/28.0

Rushing — ESU: Healy 23-124, Campbell 4-23, Bell 2-2, Roth 1-2, DiGiorgio 3-(-1); KUTZ: Reynolds 19-261, DiGalbo 7-7, Wah 7-68, Scott 12-38, Williams 2-13, Neblett 3-10, Team 1-(-1).
 Passing — ESU: DiGiorgio 9-18-0 for 145, Campbell 7-14-2 for 92, Healy 0-1-0 for 0; KUTZ: DiGalbo 22-33-0 for 209.
 Receiving — ESU: Wilson 5-35, House 4-74, Healy 4-36, Buffalo 2-70, Roth 1-22; KUTZ: Parton 11-47, Williams 5-54, Hollander 3-67, Reynolds 2-11, Hubley 1-30.

Oct. 22 • Bloomsburg 35, ESU 14

BLOOMSBURG — Lawrence Elliott, Jr. ran for 124 yards and 3 TD to lead Bloomsburg to a 35-14 win.

After a scoreless opening half, Bloomsburg scored 21 3rd-quarter points - then saw ESU close the margin to 21-14 - before a lengthy scoring drive and an interception for a TD finally put away the Warriors.

R-Sr. TB **Robert Healy** ran for 80 yards and a TD and had 29 receiving yards to lead ESU. R-Jr. QB **Tim DiGiorgio** was 22-for-39 for 247 yards, a TD and 2 interceptions in his 1st career start, throwing a 37-yard TD to Fr. WR **Nolan Ridgway**. Jr. WR **Tim Wilson** had 8 catches for 92 yards, R-So. TB **Marquis Fells** had 4 catches for 45 yards and Healy had 4 catches for 29.

Bloomsburg ran for 283 yards on 49 carries led by Elliott (17 carries, 124 yards, 3 TD), Joe Parsnik (16 carries, 89 yards) and QB Duffy Gilhool (14 carries, 65 yards, TD), who was 13-for-20 for 144 yards in his 1st career start.

Elliott was also Gilhool's top target with 4 catches for 43 yards, accounting for 167 yards from scrimmage.

Healy, the DII leader in yards from scrimmage (197.0 ypg) entering the weekend, gained 109 yards to eclipse the 100-yard mark for the 35th time in 41 career games. Healy had his 12th straight game with 100 yards from scrimmage to match his own school record.

The 0-0 tie at halftime was ESU's first since 2000, when the Warriors emerged with a 12-6 win at West Chester in the second game of the season. Both teams had 118 yards of total offense in the 1st half, combining for 3 missed field goals, 6 punts and an interception.

The Huskies gained 199 yards in the 3rd quarter, scoring on all 3 of their offensive possessions, to open a 21-0 lead - a 4-yard run by Gilhool (after a 4th-down conversion), a 48-yard run by Elliott, and an 11-yard run by Elliott set up by a 43-yard run by Parsnik.

ESU cut the margin to 21-7 on the 3rd play of the 4th quarter, starting with a 25-yard pass to Wilson and finishing with Healy's 5-yard TD run, his 17th of the year.

DiGiorgio led ESU 72 yards in 7 plays to make it 21-14 with 10:05 left, capped by the 37-yard TD pass to Ridgway on 3rd-and-10.

The Huskies' next possession, a 15 play, 75-yard drive that erased 8:03, included 2 3rd-down conversions and a 4th-and-4 from the 28, setting up a 13-yard TD run by Elliott for a 28-14 lead with 2:02 left. Dexter Jordan (2 interceptions) sealed the win with a 42-yard interception return for a TD on an ESU 4th-down attempt.

ESU	0	0	0	14	14
Bloomsburg	0	0	21	14	35

BLM - Gilhool 4 run (Abbott kick)
 BLM - Elliott, Jr. 48 run (Abbott kick)
 BLM - Elliott, Jr. 11 run (Abbott kick)
 ESU - Healy 5 run (Ruiz kick)
 ESU - Ridgway 37 pass from DiGiorgio (Ruiz kick)
 BLM - Elliott, Jr. 13 run (Abbott kick)
 BLM - Jordan 42 interception return (Abbott kick)

ESU	BLM	
First Downs	18	22
Passing C-A-I	22-40-2	13-20-0
Passing Yds	247	144
Rushing Yds (Att)	95 (26)	283 (49)
Total Net Yds	342	427
Fumbles/Lost	3-0	0-0
Penalties/Yds	5/30	5/40
Punts/Avg.	5/26.6	4/45.2

Rushing — ESU: Healy 19-80, Bell 1-21, DiGiorgio 6-(-6); BLM: Elliott, Jr. 17-124, Parsnik 16-89, Gilhool 14-65, McCracken 2-5.

Passing — ESU: DiGiorgio 22-39-2 for 247, Healy 0-1-0 for 0; BLM: Gilhool 13-20-0 for 144.

Receiving — ESU: Wilson 8-92, Fells 4-45, Healy 4-29, Buffalo 2-13, Ridgway 1-37, Castillo 1-30, Roth 1-4, Bell 1-(-3); BLM: Elliott, Jr. 4-43, Hoel 3-25, Hoffman 2-24, McCracken 1-31, Price 1-13, Allen 1-9, Scott 1-(-1).

Oct. 29 • West Chester 41, ESU 14

EAST STROUDSBURG — R-Sr. TB **Robert Healy** tied ESU's single-season rushing record in a 41-14 loss to West Chester at Eiler-Martin Stadium.

Healy ran for 57 yards on 8 carries in the 1st half to equal the single-season rushing mark of 1,160 yards set by Andre Castiglioni in 2000.

ESU's all-time leader in rushing yards (3,990) and yards from scrimmage (5,905), Healy left due to injury on the final play of the 2nd quarter and did not return.

ESU trailed 13-7 at halftime, but saw West Chester score on its first possession of the 3rd quarter and add 21 4th-quarter points to pull away.

Jarel Elder (17 carries, 118 yards, 2 TD) and Eerin Young (13 carries, 110 yards, TD) led a WCU offense that gained 482 yards, including 386 on the ground.

R-Jr. QB **Tim DiGiorgio**, making his second start, was 21-for-37 for 292 yards, a TD and an interception. Jr. WR **Tim Wilson** had 6 catches for a career-high 111 yards, Fr. WR **Elijah Rehm** had 5 catches for 53 yards (both career-highs) and Fr. WR **Javier Buffalo** had 2 catches for a career-high 88 yards, including a 46-yard TD from DiGiorgio in the 4th quarter.

Healy added 2 catches for 8 yards for 65 yards from scrimmage, ending a streak of 12 straight games with 100+ yards from scrimmage, and extending a streak with his 32nd straight game with a reception.

He extended his ESU single-season rushing TD record to 18 on the first drive of the game, tying Toby Barkman (1960-63) for 2nd on the career list (32).

Healy capped a 6 play, 75-yard drive with DiGiorgio going 4-for-5 for 62 yards, including a 42-yarder to Buffalo, before scoring from 13 yards just 1:56 in.

WCU answered with a 72-yard drive, finishing with a 12-yard TD run by Elder. After 8 straight punts, WCU took a 13-7 lead on an 8-yard TD pass from Pat Moriarty to Tyler Karpinski with 10 seconds left in the half.

WCU received the 2nd-half kickoff and drove 69 yards in 9 plays, setting up a 6-yard TD run by Mike Class to lead 20-7. Elder scored on a 2-yard run to make it 27-7 with 11:43 left in the 4th quarter, before DiGiorgio hit Buffalo for a 46-yard TD to get the Warriors within 27-14.

WCU stretched its lead with a 5-yard run by Young, completing a 65-yard drive, and got a 28-yard interception return for a TD by Nydair Rouse for 14 points in a 12 seconds to go ahead 41-14 with 6:42 left.

West Chester	7	6	7	21	41
ESU	7	0	0	7	14

ESU - Healy 13 run (Ruiz kick)
 WCU - Elder 12 run (Paulison kick)
 WCU - Karpinski 8 pass from Moriarty (kick failed)
 WCU - Class 6 run (Paulison kick)
 WCU - Elder 2 run (Paulison kick)
 ESU - Buffalo 46 pass from DiGiorgio (Ruiz kick)
 WCU - Young 5 run (Paulison kick)
 WCU - Rouse 28 interception return (Paulison kick)

	ESU	WC
First Downs	19	28
Passing C-A-I	21-38-1	11-29-0
Passing Yds	292	96
Rushing Yds (Att)	31 (20)	386 (58)
Total Net Yds	323	482
Fumbles/Lost	2-0	0-0
Penalties/Yds	6/65	9/85
Punts/Avg.	5/40.6	4/35.0

Rushing — ESU: Healy 8-57, Bell 5-17, Wilson 1-(-15), DiGiorgio 6-(-28); WC: Elder 17-118, Young 13-110, Moriarty 5-52, Class 7-34, Dooley 6-31, Dukes 6-31, Brown 3-12, Team 1-(-2).

Passing — ESU: DiGiorgio 21-37-1 for 292, Healy 0-1-0 for 0; WC: Moriarty 10-28-0 for 94, Werner 1-1-0 for 2.

Receiving — ESU: Wilson 6-111, Rehm 5-53, Buffalo 2-88, Roth 2-11, Healy 2-8, Dassin 1-9, Castillo 1-6, House 1-5, Ridgway 1-1; WC: Karpinski 3-25, Young 3-22, Sydnor 2-27, Banks 1-12, Mayer 1-8, Rosario 1-2.

Nov. 5 • Lock Haven 66, ESU 41

EAST STROUDSBURG — Caleb Walton threw for 300 yards and 5 TD, including 4 to Shawn Seif, and John Ford ran for 206 yards and 2 TD to lead Lock Haven past ESU, 66-41.

Seif had 9 catches for 210 yards, all in the 1st half, to help LHM to its 4th win in the last 5 games.

R-Jr. QB **Tim DiGiorgio** was 36-for-60 for 347 yards and 3 TD, with R-Sr. QB **Bruce Campbell** going 9-for-11 for 121 yards and 2 TD in the 4th quarter, to lead ESU.

Jr. WR **Tim Wilson** had 13 catches for 146 yards and 3 TD, all career-highs. Fr. WR **Javier Buffalo** had 10 catches for 94 yards and a TD, and R-Jr. WR **Tommy House** had 6 catches for 88 yards and a TD.

ESU R-Sr. TB **Robert Healy**, who ranked 2nd in NCAA DII in yards from scrimmage (172.6 ypg), 9th in rushing (128.9 ypg), tied for 2nd in rush TD (18) and tied for 4th in total TD (19) entering the week, played one snap after an injury on the final play of the 1st half vs. WCU.

Healy had a 3-yard QB sneak in the 3rd quarter - setting ESU's single-season rushing record (1,163 yards) which he shared with Andre Castiglioni (1,160 yards - 2000) entering the game. He also set ESU's single-season rushing TD record (18) in 8.5 games.

Healy extended his ESU records for rushing (3,993) and yards from scrimmage and all-purpose yards (5,908).

Buffalo's 10 catches tied an ESU freshman record, matching Sam Shuman at Bloomsburg in 2006. Wilson's 13 catches rank tied for 7th in school history.

DiGiorgio's effort ranks 2nd at ESU in pass attempts (60) and t-4th in completions (36). ESU's 45 completions and 71 pass attempts are both records, surpassing the marks of 40 completions and 70 attempts (both by Matt Soltes) set in last year's 69-67 (5OT) loss vs. Ship.

DiGiorgio (3) and Campbell (2) gave ESU 2 players with multiple TD passes for the 4th time in school history, and are the first duo to throw for 300 yards and 100 yards in the same game.

2016 SEASON

Lock Haven	25	20	7	14	66
ESU	7	6	14	14	41

LHU - Seif 68 pass from Walton (Harro kick)
 LHU - Ford 5 pass from Walton (Harro kick)
 LHU - Seif 23 pass from Walton (pass failed)
 LHU - Pritchett 26 blocked punt (kick blocked)
 ESU - Buffalo 6 pass from DiGiorgio (Ruiz kick)
 ESU - Wilson 24 pass from DiGiorgio (kick failed)
 LHU - Seif 27 pass from Walton (Walton rush)
 LHU - 64 pass from Walton (pass failed)
 LHU - Ford 52 run (rush failed)
 ESU - Fells 1 run (Ruiz kick)
 LHU - Ford 2 run (Walton kick)
 ESU - House 9 pass from DiGiorgio (Ruiz kick)
 LHU - Hyland 2 run (Walton kick)
 LHU - Blakey 69 run (Walton kick)
 ESU - Wilson 15 pass from Campbell (Ruiz kick)
 ESU - Wilson 13 pass from Campbell (Ruiz kick)

	ESU	LHU
First Downs	32	26
Passing C-A-I	45-71-2	17-25-1
Passing Yds	468	300
Rushing Yds (Att)	41 (22)	424 (48)
Total Net Yds	509	724
Fumbles/Lost	3-1	3-1
Penalties/Yds	7/51	8/80
Punts/Avg.	4/24.8	2/34.0

Rushing — ESU: Bell 7-33, Campbell 2-19, Fells 8-13, Roth 1-5, Healy 1-3, Team 1-(-6), O'Brien 1-(-8), DiGiorgio 1-(-18).

Passing — ESU: DiGiorgio 36-60-2 for 347, Campbell 9-11-0 for 121; LHU: Walton 17-24-1 for 300, Tobias 0-1-0 for 0.

Receiving — ESU: Wilson 13-146, Buffalo 10-94, House 6-88, Rehm 5-43, Roth 4-25, Dassin 3-34, Ridgway 2-19, Fells 1-17, Bell 1-2; LHU: Seif 9-210, Pritchett 3-21, Ford 2-10, Dennis 1-37, Williams 1-14, Buey 1-8.

Nov. 12 • Slippery Rock 57, ESU 15

SLIPPERY ROCK - Don King III threw for 527 yards and 7 touchdowns, and Marcus Johnson had 10 catches for 237 yards and 4 scores, as Slippery Rock posted a 57-15 win over ESU in the 2016 season finale for both schools at Mihalik-Thompson Stadium.

ESU (4-7) hung with the Rock for 30 minutes, leading 9-7 late in the 2nd quarter and trailing 14-9 at halftime, before SRU (7-4) scored 30 points in an 8-minute span to start the 3rd quarter.

Jr. WR **Tim Wilson** had a 70-yard TD catch from R-Sr. QB **Bruce Campbell** for the Warriors score, and So. K **Nicolas Ruiz** made field goals of 38, 35 and 31 yards in the 1st half.

R-Jr. QB **Tim DiGiorgio** started and was 9-for-19 for 87 yards in the 1st half. Campbell was 8-for-17 for 110 yards and the TD to Wilson.

Wilson had 3 catches for 79 yards, Fr. WR **Elijah Rehm** had 5 catches for 46 yards and R-Jr. WR **Tommy House** had four catches for 38 yards.

R-So. TB **Marquis Fells** had 21 carries for 57 yards and 2 catches for 9 yards with R-Sr. TB **Robert Healy** (ESU's all-time rushing leader) and So. TB **James Bell** out of the lineup due to injury.

King was 28-for-38 passing for Slippery Rock. Drew Scales had 6 catches for 87 yards and 2 TD and Taishan Tucker added 4 catches for 92 yards to supplement Johnson's 237 yards and 4 scores.

Fr. CB **Jamal Cooley** intercepted King to set up a go-ahead field goal by Ruiz late in the 2nd quarter, before the Rock went 71 yards to take a 14-9 lead on a 13-yard pass from King to Johnson with 1:08 left until halftime.

King hit Johnson for a 51-yard TD to start the 2nd half, followed by Campbell's 70-yard TD to Wilson, but SRU answered with 2 more TD passes from King to Johnson (25 and 70 yards), a safety and a 38-yard TD from King to Andrew Bridgeforth made it 44-15 at the 7:33 mark of the 3rd quarter.

Slippery Rock finished its scoring in the 4th quarter with a 5-yard TD pass from King to Scales to complete a 10 play, 99-yard drive and a 63-yard interception return for a TD by Anthony Zappone.

SRU had a 568-225 advantage in total offense, with both teams finishing with less than 50 yards rushing. ESU ran for 28 yards on 30 carries, and the Rock had 41 yards on 36 carries.

R-Jr. S **Maurice Jackson** had 12 tackles, 4 tackles for loss, 2 sacks and a forced fumble and Jr. S **Chase May** had 10 tackles to lead the ESU defense.

R-So. LB **Marquis Brownlee** made 8 tackles and R-Jr. LB **Mike Wiand** (2 TFL, sack) and Jr. LB **Dakota Everett** had 7 stops each.

Zappone had 12 tackles, 2 TFL, a sack and the interception return for a TD to lead Slippery Rock. Joe Phillips had 3 of the Rock's 6 sacks.

ESU got off to a 4-2 start to the 2016 season on the strength of Healy, who ranked 2nd in DII in yards from scrimmage (172.6 ypg) through the first 9 weeks of the season prior to his injury on the final play of the 1st half vs. West Chester on October 29.

Healy set ESU's single-season rushing record (1,163 yards) with a 3-yard carry on his only snap last week. He did not play at Slippery Rock and concluded his career with ESU records for rushing yards (3,993), yards from scrimmage and all-purpose yards (5,908) while compiling 32 rushing TD and 44 total TD, including 18 rushing TD (19 total TD) as a senior.

Wilson had 58 catches for 910 yards and 8 TD in 10 games in his first action since the 2013 season, posting 5 100-yard games including 13 catches for 146 yards and 3 TD last week vs. Lock Haven.

Campbell started the first 7 games and was 99-for-190 for 1,511 yards, 12 TD and 8 interceptions in 9 games overall.

DiGiorgio made the final 4 starts and was 104-for-186 for 1,226 yards, 8 TD and 5 interceptions in 7 games.

Wiand, a 2nd-year starter after transferring from Penn State, finishes the year as ESU's top tackler with 82, including 7 for a loss, 2.5 sacks and 2 interceptions.

R-Fr. S **Justin Johnson** had 76 tackles (5 TFL, 3 sacks) in 10 games, and Sr. FS **Jimmy Verzicco** had 69 tackles and an interception in 11 games. Everett and Jackson made 58 tackles each.

Ruiz's 3-for-3 effort gives him a final line of 8-for-14 on field goals and 43-for-46 on extra points for 67 points.

ESU	6	3	6	0	15
Slippery Rock	7	7	30	13	57

ESU - Ruiz 38 field goal

SRU - Scales 13 pass from King III (Chapla kick)

ESU - Ruiz 35 field goal

ESU - Ruiz 31 field goal

SRU - Johnson 13 pass from King III (Chapla kick)

SRU - Johnson 51 pass from King III (Chapla kick)

ESU - Wilson 70 pass from Campbell (kick failed)

SRU - Johnson 25 pass from King III (Chapla kick)

SRU - Johnson 70 pass from King III (Chapla kick)

SRU - Safety

SRU - Bridgeforth 38 pass from King III (Chapla kick)

SRU - Scales 5 pass from King III (kick failed)

SRU - Zappone 63 interception return (Chapla kick)

	ESU	SRU
First Downs	16	26
Passing C-A-I	17-40-1	28-38-1
Passing Yds	197	527
Rushing Yds (Att)	28 (30)	41 (36)
Total Net Yds	225 (70)	568 (74)
Fumbles/Lost	0/0	2/0
Penalties/Yds	10/83	10/102
Punts/Avg.	7/41.0	3/38.3

Rushing — ESU: Fells 21-57, French 1-(-7), Campbell 3-(-9), DiGiorgio 5-(-13); SRU: Dingle 13-43, Neely 6-13, Rash 4-8, Weaver 2-5, Team 1-(-3), King III 9-(-11), Davis 1-(-14).

Passing — ESU: DiGiorgio 9-19-0 for 87, Campbell 8-17-0 for 110, French 0-4-1 for 0; SRU: King III 28-38-1 for 527.

Receiving — ESU: Rehm 5-46, House 4-38, Wilson 3-79, Roth 2-15, Fells 2-9, Dassin 1-10; SRU: Johnson 10-237, Scales 6-87, Tucker 4-92, Raye 3-33, McClain 2-18, Bridgeforth 1-38, Sample 1-13, Stapleton 1-9.



2016 Co-Captains
Robert Healy (29) and Sean Roth (30)

This will be the 90th season for East Stroudsburg football teams as a four-year college. Over that time, the Warriors have had winning or .500 records in 64 of the 89 previous seasons, almost 75 percent of the time.

ESU teams have been selected to participate in the NCAA Division II football playoffs four times - 1991, 2004, 2005 and 2009. In 2005, the Warriors set a school record with 11 wins and advanced to the NCAA Division II semifinals for the first time in school history.

Football actually started for the East Stroudsburg Normal School in 1893, the same year the school was founded.

The first game was on Oct. 28, 1893, against the Hackettstown, N.J. Collegiate Institute.

Other games that first season were played against Harry Hillman Academy in Wilkes-Barre, Lackawanna Institute from Scranton, Blair Hall Academy and an Easton squad made up of athletes from the city and some of Lafayette College's star players.

In 1926, East Stroudsburg became a four-year college and the first intercollegiate football contest was scheduled.

Since then, the Warriors have:

- Won 476 games, lost 324 and tied 19 for a .593 winning average, which ranks among the leaders among all NCAA Division II schools.
- Captured seven outright Pennsylvania conference championship trophies.
- Had only eight head football coaches, a record of continuity in its program unmatched by any other PSAC school.

The first unbeaten team was in 1942 under the late Gene Martin, head coach for 14 seasons from 1942-57. Other undefeated seasons were in 1965 under Jack Gregory, 1968 under Charlie Reese and 1975 and 1976 under current coach Denny Douds.

Nine other squads lost only one game apiece. The 1978 ESU team was 10-1 and scored one of the most one-sided victories in PSAC championship game history with a 49-4 romp over Clarion.

The Warriors competed in nine State Games for the conference title, winning five times and playing two ties. In addition, the 1942 and 1954 ESU gridiron squads won or shared mythical state college crowns.

A total of 32 players have earned All-America honors, including linebacker Matt Freed, who became the first three-time AP Little All-American in school history in 2010.

Quarterback Jimmy Terwilliger won the Harlon Hill Award as the top player in Division II in 2005 and seven other players have been Harlon Hill candidates - QB Matt Soltes (2013-15), QB Ray Wagner (2011), Freed (2010), QB Damian Poalucci (1996-97), QB James Franklin (1994), K/P Ed Detwiler (1992) and WR/KR Dennis Mailhot (1989).



Team Awards

Outstanding Player

2016	Robert Healy	Tailback
2015	Matt Soltes	Quarterback
	Jon Schnaars	Wide Receiver
2014	Matt Soltes	Quarterback
	Bryan Thomson	Defensive Line
2013	Matt Soltes	Quarterback
2012	Matt Soltes	Quarterback
2011	Dusty Reed	Wide Receiver
2010	Matt Freed	Linebacker
2009	Matt Freed	Linebacker
2008	Matt Freed	Linebacker
2007	Jayson Frank	Linebacker
2006	Jimmy Terwilliger	Quarterback
2005	Jimmy Terwilliger	Quarterback
2004	Jimmy Terwilliger	Quarterback
2003	Jimmy Terwilliger	Quarterback
	John Jeffries	Wide Receiver
2002	Jeremy Palm	Quarterback
2001	Andre Castiglioni	Tailback
	Jeremy Brown	Def. Back
2000	Kevin Nagle	Linebacker
1999	Kevin Nagle	Linebacker
1998	Kevin Nagle	Linebacker
1997	Mike Mancuso	Wide Receiver
1996	Damian Poalucci	Quarterback
1995	Tim Green	Linebacker
1994	James Franklin	Quarterback
1993	Steve Stuttle	Fullback
1992	Joe Ruedt	Def. End
1991	Des Hussey	Def. Tackle
1990	Ken Kopetchny	Wide Receiver
1989	Dennis Mailhot	Wide Receiver
1988	Pat Brady	Linebacker
1987	Dan Murray	Linebacker
1986	Chris Gerhard	Def. Back
1985	Tim Bishop	Split End
1984	Andy Baranek	Quarterback
1983	Mike Reichenbach	Linebacker
1982	Andy Baranek	Quarterback
1981	Larry Sontag	Def. Tackle
1980	Mike Lush	Def. Back
1979	Ray Yakavonis	Def. End
1978	Jeff Johnson	Linebacker
1977	Harold Strunk	Tailback
1976	Pete Radocha	Tailback
1975	Pete Radocha	Tailback
1974	Tom Kozlosky	Linebacker
1973	Bill Navarre	Def. Back
1972	Frank Snyder	Linebacker
1971	Steve Mummaw	Quarterback
1970	Gerald Clymer	Def. Tackle
1969	Bill Dukett	Quarterback
1968	John Pitzer	Fullback
	Gary Schoenberger	Linebacker
1967	Pete Lee	Halfback, Linebacker
1966	Frank Miriello	Linebacker
1965	Barry Roach	Halfback
1964	Ray Hedenberg	Guard, Linebacker
1963	Joe Bahnatka	Center
1962	Billy Lewis	Quarterback
1961	Maurice Barber	End
1960	Richard Wolslayer	Center
1959	John Brunner	Fullback

Red-Shirt Award

(presented to the player who has done the most to keep the school's winning football tradition alive)

2016 - **Sean Roth**; 2015 - **Sean Roth**; 2014 - Bryan Thomson; 2013 - Nate Daniels; 2012 - Dusty Reed; 2011 - **Dan Caffrey**; 2010 - **Matt Marshall** and **Dan Caffrey**.

2009 - **Matt Marshall**; 2008 - **Jesse Reider**; 2007 - **Jesse Reider**; 2006 - **Jimmy Terwilliger** and **Evan Prall**; 2005 - **Jimmy Terwilliger** and **Evan Prall**; 2004 - **Jimmy Terwilliger** and Tim Strenfel; 2003 - **Jimmy Terwilliger**; 2002 - Nick Beisker; 2001 - **Andre Castiglioni**; 2000 - **Andre Castiglioni**.

1999 - Andre Myers; 1998 - Mike Benzak; 1997 - Greg Altmajer; 1996 - Matt Delancey; 1995 - Tim Green; 1994 - Bob Boden; 1993 - Bobby Swift; 1992 - Jay Callaghan; 1991 - Randy Bove; 1990 - **Jim Miller**.

1989 - Larry Helwig and **Jim Miller**; 1988 - Eric Sampson; 1987 - **Darrell Tyburski**; 1986 - **Darrell Tyburski**; 1985 - Charlie Diskin; 1984 - Kevin Hennelly; 1983 - Roger Austin; 1982 - Kevin Ruddy; 1981 - Duane Van Fleet; 1980 - Alex Todoroff.

1979 - Jim Rappo and Jack Yost; 1978 - Scott Levan; 1977 - **Dennis Gorman**; 1976 - **Dennis Gorman** and Lou Schiavetta; 1975 - Glenn Serfass; 1974 - Bill Stowasser; 1973 - Bill Navarre; 1972 - Hank Kunkel; 1971 - Ray Johnson; 1970 - Joe Kelly.

1969 - Bill Horvath; 1968 - Merv Witmer; 1967 - Mike Thompson; 1966 - Bruce Derr; 1965 - Larry Helwig; 1964 - Richard Zaploski; 1963 - Leo Reimer; 1962 - Fred O'Connor; 1961 - Jim Wilde.

(Multiple-time winners in bold)

Lehigh Valley Scholar-Athlete

2016 - Sean Roth; 2015 - Jon Schnaars; 2014 - Bryan Thomson; 2013 - Robert Bleiler; 2012 - Jordan Hallman; 2011 - Dan Caffrey; 2010 - Matt Freed.

2009 - Sam Shuman; 2008 - David Pacchioni; 2007 - LeRyan Dallas; 2006 - Jimmy Terwilliger; 2005 - Greg Thoman; 2004 - Matt Rapa; 2003 - John Jeffries; 2002 - Nick Beisker; 2001 - Brian Miller; 2000 - Jason Zinn.

1999 - Mike Rhine; 1998 - Joe Wysokinski; 1997 - Damian Poalucci; 1996 - Andy McLoughlin; 1995 - Brian Davis; 1994 - Bob Boden; 1993 - Ed Myers; 1992 - Ed Detwiler; 1991 - John Morley; 1990 - Jim Miller.

1989 - Larry Helwig; 1988 - Phil Masorti; 1987 - Jeff Keeler; 1986 - Dan Mykovich; 1985 - Charlie Diskin; 1984 - Andy Baranek; 1983 - Ernie Siegrist; 1982 - Craig Summers; 1981 - Duane Van Fleet; 1980 - Keith Kaufman.

1979 - Warren Brown; 1978 - Tomy Casucci; 1977 - Tom Palubinski; 1976 - Mike Stambaugh; 1975 - Rich Nicolais; 1974 - Tom Kearney; 1973 - John Smith; 1972 - Hank Kunkel; 1971 - Steve Mummaw; 1970 - None Selected.

1969 - Merv Witmer; 1968 - Ed Csencsits; 1967 - Mike Thompson; 1966 - Frank Mirello; 1965 - Leo Reimer.

2016 STATISTICS

TEAM STATISTICS

	ESU	OPP
SCORING	345	432
Points Per Game	31.4	39.3
FIRST DOWNS	225	255
Rushing	81	142
Passing	121	101
Penalty	23	12
RUSHING YARDAGE	1654	2908
Yards gained rushing	1918	3219
Yards lost rushing	264	311
Rushing Attempts	345	518
Average Per Rush	4.8	5.6
Average Per Game	150.4	264.4
TDs Rushing	25	29
PASSING YARDAGE	2746	2622
Comp-Att-Int	205-387-14	175-295-8
Average Per Pass	7.1	8.9
Average Per Catch	13.4	15.0
Average Per Game	249.6	238.4
TDs Passing	21	27
TOTAL OFFENSE	4400	5530
Total Plays	732	813
Average Per Play	6.0	6.8
Average Per Game	400.0	502.7
KICK RETURNS: #-Yards	67-1245	51-1026
PUNT RETURNS: #-Yards	21-167	18-134
INT RETURNS: #-Yards	8-74	14-224
KICK RETURN AVERAGE	18.6	20.1
PUNT RETURN AVERAGE	8.0	7.4
INT RETURN AVERAGE	9.2	16.0
FUMBLES-LOST	15-3	12-5
PENALTIES-Yards	71-614	81-784
Average Per Game	55.8	71.3
PUNTS-Yards	54-2087	44-1636
Average Per Punt	38.6	37.2
Net punt average	33.6	32.5
TIME OF POSSESSION/Game	26:33	33:27
3RD-DOWN Conversions	59/142	74/159
3rd-Down Pct	42%	47%
4TH-DOWN Conversions	4/11	16/24
4th-Down Pct	36%	67%
SACKS BY-Yards	26-148	22-167
MISC YARDS	23	0
TOUCHDOWNS SCORED	46	61
FIELD GOALS-ATTEMPTS	8-14	4-10
ON-SIDE KICKS	0-2	1-2
RED-ZONE SCORES	39-43 91%	34-44 77%
RED-ZONE TOUCHDOWNS	32-43 74%	31-44 70%
PAT-ATTEMPTS	43-46 93%	48-56 86%
ATTENDANCE	8085	13422
Games/Avg Per Game	5/1617	6/2237
Neutral Site Games	0/0	

SCORE BY QUARTERS	1st	2nd	3rd	4th	Total
East Stroudsburg	87	81	76	101	345
Opponents	87	102	113	130	432

PUNTING

Name	No.	Yds.	Avg.	Long	I20	Blk
Sam O'Brien	52	2045	39.3	70	10	2
TEAM	2	42	21.0	42	1	0
ESU	54	2087	38.6	70	11	2
Opponents	44	1636	37.2	53	8	0

FIELD GOALS

Name	FGM-FGA	Pct	19-39	40+	Lg	Blk
Nicolas Ruiz	8-14	57.1	8-9	0-5	39	0

FG SEQUENCE

ESU	OPPONENTS
Brevard	50
IUP	-
Mercyhurst	(21),(28)
Shippensburg	49
Cheyney	(33),48
Millersville	(20)
Kutztown	(39)
Bloomsburg	45
West Chester	39,46
Lock Haven	-
Slippery Rock	(38),(35),(31)

RUSHING

	Pos.	G	Att	Gain	Loss	Net	Avg	TD	Long	Avg/G
Robert Healy	TB	10	190	1195	32	1163	6.1	18	77	116.3
Bruce Campbell	QB	9	32	232	39	193	6.0	1	47	21.4
James Bell	TB	10	36	183	6	177	4.9	3	21	17.7
Jaymar Anderson	TB	1	8	79	0	79	9.9	1	20	79.0
Marquis Fells	TB	11	30	90	13	77	2.6	1	14	7.0
Sean Roth	FB	11	12	46	2	44	3.7	1	10	4.0
Sam O'Brien	P	11	2	18	8	10	5.0	0	18	0.9
Dylan Smith	FB	9	1	4	0	4	4.0	0	4	0.4
Gabe French	QB	4	4	14	11	3	0.8	0	7	0.8
Tim Wilson	WR	10	2	9	15	-6	-3.0	0	9	-0.6
Tim DiGiorgio	QB	7	25	48	128	-80	-3.2	0	10	-11.4
TEAM		11	3	0	10	-10	-3.3	0	0	-0.9
ESU		11	345	1918	264	1654	4.8	25	77	150.4
Opponents		11	518	3219	311	2908	5.6	29	69	264.4

PASSING

	Pos.	G	Effic	Cmp-Att-Int	Pct	Yds	TD	Lng	Avg/G
Bruce Campbell	QB	9	131.33	99-190-8	52.1	1511	12	70	167.9
Tim DiGiorgio	QB	7	120.10	104-186-5	55.9	1226	8	50	175.1
Gabe French	QB	4	-10.69	1-7-1	14.3	3	0	3	0.8
Robert Healy	TB	10	120.10	1-4-0	25.0	6	1	6	0.6
ESU		11	123.25	205-387-14	53.0	2746	21	70	249.6
Opponents		11	158.76	175-295-8	59.3	2622	27	72	238.4

RECEIVING

	Pos.	G	No.	Yds	Avg	TD	Long	Avg/G
Tim Wilson	WR	10	58	910	15.7	8	70	91.0
Robert Healy	TB	10	32	393	12.3	1	57	39.3
Tommy House	WR	10	23	292	12.7	4	38	29.2
Javier Buffalo	WR	10	20	342	17.1	4	50	34.2
Sean Roth	FB	11	18	149	8.3	1	26	13.5
Elijah Rehm	WR	9	16	170	10.6	0	28	18.9
Marquis Fells	TB	11	11	125	11.4	0	28	11.4
Anthony Castillo	TE	11	8	201	25.1	2	44	18.3
Varney Dassin	WR	10	6	56	9.3	0	15	5.6
James Bell	TB	10	5	12	2.4	0	5	1.2
Nolan Ridgway	WR	7	4	57	14.2	1	37	8.1
Mike Manzo-Lewis	WR	7	2	29	14.5	0	19	4.1
Adam Warehime	WR	4	1	6	6.0	0	6	1.5
Wyatt Clements	FB	10	1	4	4.0	0	4	0.4
ESU		11	205	2746	13.4	21	70	249.6
Opponents		11	175	2622	15.0	27	72	238.4

RETURNS (KICK AND PUNT)

Name	Pos.	Kicks	Yds.	Avg.	TD	Long	Punts	Yds.	Avg.	TD	Long
Marquis Fells	TB	22	408	18.5	0	32	9	91	10.1	0	29
Elijah Rehm	WR	19	374	19.7	0	44	1	-3	-3.0	0	0
Tim Wilson	WR	17	356	20.9	0	68	10	79	7.9	0	28
James Bell	TB	2	23	11.5	0	12					
Mike Poulter	LB	2	39	19.5	0	35					
Mike Wiand	LB	2	17	8.5	0	9					
Jaymar Anderson	TB	1	18	18.0	0	18					
Sean Roth	FB	1	10	10.0	0	10					
Dylan Smith	FB	1	0	0.0	0	0					
Mike Manzo-Lewis	WR						1	0	0.0	0	0
ESU		67	1245	18.6	0	68	21	167	8.0	0	29
Opponents		51	1026	20.1	0	55	18	134	7.4	1	26

TOTAL OFFENSE

Name	Pos.	G	Plays	Rush	Pass	Total	Avg/G
Bruce Campbell	QB	9	222	193	1511	1704	189.3
Robert Healy	TB	10	194	1163	6	1169	116.9
Tim DiGiorgio	QB	7	211	-80	1226	1146	163.7
James Bell	TB	10	36	177	0	177	17.7
Jaymar Anderson	TB	1	8	79	0	79	79.0
Marquis Fells	TB	11	30	77	0	77	7.0
Sean Roth	FB	11	12	44	0	44	4.0
Sam O'Brien	P	11	2	10	0	10	0.9
Gabe French	QB	4	11	3	3	6	1.5
Dylan Smith	FB	9	1	4	0	4	0.4
Tim Wilson	WR	10	2	-6	0	-6	-0.6
TEAM		11	3	-10	0	-10	-0.9
ESU		11	732	1654	2746	4400	400.0
Opponents		11	813	2908	2622	5530	502.7

DEFENSE

	Name	Pos.	GP	[-----Tackles-----]			TFL/Yds	[Sacks-]	[---Pass Def---]	[Fumbles-]	Blkd			
				Solo	Ast	Total		No-Yards	Int-Yds	BrUp	Rcv	FF	Kick	Saf
23	Mike Wiand	LB	11	44	38	82	7.0-33	2.5-19	2-32	1	.	1	.	.
32	Justin Johnson	S	10	51	25	76	5.0-20	3.0-16	.	3
35	Jimmy Verzicco	FS	11	39	30	69	.	.	1-23	5
54	Dakota Everett	LB	11	23	35	58	3.0-15	0.5-7	.	1
36	Maurice Jackson	S	10	32	26	58	9.0-52	4.0-26	.	1	1-0	1	.	.
31	Chase May	FS	10	28	25	53	1.5-8	.	.	2	.	1	.	.
34	Sekou Jones	LB	6	25	25	50	5.5-21	3.0-13	.	1	.	1	.	.
58	Marquis Brownlee	LB	11	21	22	43	2.0-3	1	.	.
72	Marc Ranaudo	DL	8	23	18	41	9.0-21	4.0-13	.	1	.	1	.	.
50	Mike Poulter	LB	10	13	19	32	2.5-2	0.5-0	.	.	1-0	.	.	.
94	Ahmad McFarland	DE	11	16	14	30	6.0-25	3.0-18	.	1	.	.	2	.
10	Andre' Gray	DB	9	20	8	28	.	.	1-0	9	.	.	1	.
99	Mike Zakrzewski	DE	9	5	21	26	1.5-1
46	Andrew Linder	S	11	14	9	23	2.5-11	1.0-5	.	.	1-0	.	.	.
91	Joseph Odebode	DE	11	12	10	22	4.5-30	2.5-27	.	1	1-0	.	.	.
6	Larry Mills	LB	11	8	10	18	1-0	.	.	.
19	Isaiah Copes	DB	10	12	5	17	.	.	1-19	3
26	Wesley Pierce	DB	4	12	2	14	1.0-3	.	.	1
77	Justin Barat	DL	10	6	6	12	2.5-4	0.5-0
49	Ryon Muse	DB	3	6	4	10	1.5-6	0.5-2	.	2
33	Justin Haynes	DB	6	8	1	9	1.0-1	.	2-0	2
59	Nick Mallardi	S	3	3	6	9
84	Elijah Rehm	WR	9	7	2	9
40	Wyatt Clements	FB	10	4	4	8
20	Marquis Fells	TB	11	4	1	5
43	Justin Best	LB	2	3	1	4
96	Bryant Gilliard	DL	2	1	3	4
21	Christian Campbell	DB	2	3	1	4
30	Sean Roth	FB	11	3	1	4
87	Mike Manzo-Lewis	WR	7	3	.	3
52	Shawn Jenkins	LB	8	1	2	3
85	Varney Dassin	WR	10	3	.	3
93	Isaiah Henrich	DL	6	2	1	3
47	Jamal Cooley	DB	3	3	.	3	.	.	1-0
15	Javier Buffalo	WR	10	1	1	2
45	Shawn Bussey	S	7	1	1	2	1.0-2	1.0-2
83	Tommy House	WR	10	1	1	2
80	Tim Wilson	WR	10	1	.	1
7	Bruce Campbell	QB	9	1	.	1
TM	TEAM		11	1	.	1	1
82	Nicolas Ruiz	K	11	1	.	1
55	Norman Rogers	OL	11	.	1	1
48	Chase Ober	FS	11	1	.	1	1.0-14
ESU			11	467	380	847	67-272	26-148	8-74	34	5-0	6	3	1
Opponents			11	407	266	673	55-260	22-167	14-224	38	3-0	7	2	1

SCORING

Name	Pos.	TD	FG	[-----PATs-----]					Safety	Pts.
				Kick	Rush	Rcv	Pass	DXP		
Robert Healy	TB	19	0-0	0-0	0-0	0	0-0	0	0	114
Nicolas Ruiz	K	0	8-14	43-46	0-0	0	0-0	0	0	67
Tim Wilson	WR	8	0-0	0-0	0-0	0	0-0	0	0	48
Javier Buffalo	WR	4	0-0	0-0	0-0	0	0-0	0	0	24
Tommy House	WR	4	0-0	0-0	0-0	0	0-0	0	0	24
James Bell	TB	3	0-0	0-0	0-0	0	0-0	0	0	18
Anthony Castillo	TE	2	0-0	0-0	0-0	0	0-0	0	0	12
Sean Roth	FB	2	0-0	0-0	0-0	0	0-0	0	0	12
Nolan Ridgway	WR	1	0-0	0-0	0-0	0	0-0	0	0	6
Bruce Campbell	QB	1	0-0	0-0	0-0	0	0-0	0	0	6
Jaymar Anderson	TB	1	0-0	0-0	0-0	0	0-0	0	0	6
Marquis Fells	TB	1	0-0	0-0	0-0	0	0-0	0	0	6
TEAM		0	0-0	0-0	0-0	0	0-0	0	1	2
ESU		46	8-14	43-46	0-0	0	0-0	0	1	345
Opponents		61	4-10	48-56	1-2	1	1-3	0	1	432

INTERCEPTIONS

No.	Yds	Avg	TD	Long
2	32	16.0	0	22
2	0	0.0	0	0
1	23	23.0	0	23
1	19	19.0	0	19
1	0	0.0	0	0
1	0	0.0	0	0
ESU	8	74	9.2	0 23
Opponents	14	224	16.0	4 63

FUMBLE RETURNS

No.	Yds	Avg	TD	Long
0	0	0	0	0
ESU	0	0	0	0
Opponents	0	0	0	0

ALL-PURPOSE YARDS

Name	Pos.	G	Rush	Rec	PR	KOR	IR	Total	Avg/G
Robert Healy	TB	10	1163	393	0	0	0	1556	155.6
Tim Wilson	WR	10	-6	910	79	356	0	1339	133.9
Marquis Fells	TB	11	77	125	91	408	0	701	63.7
Elijah Rehm	WR	9	0	170	-3	374	0	541	60.1
Javier Buffalo	WR	10	0	342	0	0	0	342	34.2
Tommy House	WR	10	0	292	0	0	0	292	29.2
James Bell	TB	10	177	12	0	23	0	212	21.2
Sean Roth	FB	11	44	149	0	10	0	203	18.5
Anthony Castillo	TE	11	0	201	0	0	0	201	18.3
Bruce Campbell	QB	9	193	0	0	0	0	193	21.4
Jaymar Anderson	TB	1	79	0	0	18	0	97	97.0
Nolan Ridgway	WR	7	0	57	0	0	0	57	8.1
Varney Dassin	WR	10	0	56	0	0	0	56	5.6
Mike Wiand	LB	11	0	0	0	17	32	49	4.5
Mike Poulter	LB	10	0	0	0	39	0	39	3.9
Mike Manzo-Lewis	WR	7	0	29	0	0	0	29	4.1
Jimmy Verzicco	FS	11	0	0	0	0	23	23	2.1
Isaiah Copes	DB	10	0	0	0	0	19	19	1.9
Sam O'Brien	P	11	10	0	0	0	0	10	0.9
Adam Warehime	WR	4	0	6	0	0	0	6	1.5
Wyatt Clements	FB	10	0	4	0	0	0	4	0.4
Dylan Smith	FB	9	4	0	0	0	0	4	0.4
Gabe French	QB	4	3	0	0	0	0	3	0.8
Tim DiGiorgio	QB	7	-80	0	0	0	0	-80	-11.4
TEAM		11	-10	0	0	0	0	-10	-0.9
ESU		11	1654	2746	167	1245	74	5886	535.1
Opponents		11	2908	2622	134	1026	224	6914	628.5

PSAC Overview

Originating in 1951 to administer and promote men's athletics, the Pennsylvania State Athletic Conference has evolved into one of the NCAA's most heralded intercollegiate conferences.

The first major step came in 1977, when based on a growing interest, the league reorganized to provide a structure for its women's programs. Only three years later, lacking a standard competitive division, the league voted to reclassify the entire conference to NCAA Division II.

Long-known as the NCAA's largest one-state conference, the PSAC now consists of 18 institutions located within the Commonwealth, making the PSAC the largest NCAA conference regardless of state borders or classifying division. The league is also distinguished as one of the largest football-playing conferences in the NCAA, and, with 23, the PSAC sponsors the second-most championships in Division II.

Highly competitive on a regional and national level, PSAC schools annually combine to send nearly one-third of its teams into NCAA postseason play. Ultimately, the membership's success has yielded 53 NCAA team and 280 individual title winners.

While proud of its athletic accomplishments, the league also has evolved into one of Division II's finest from an academic standpoint. In 2016-17 a new standard was set with 2,933 of the league's student-athletes honored as "Scholar-Athletes" for maintaining a grade-point average of 3.25 or better. The 41% figure marked the seventh straight year with over one-third of the league's student-athletes accomplishing that feat and the total represents a number that is four times higher since PSAC Scholar-Athletes were first recognized in the mid-1990s.

Among its recent enhancements the PSAC expanded its full-time membership twice during a five-year span. The first occurred during the 2008-09 academic year with the addition of full-time members Gannon and Mercyhurst. In the summer of 2013, Seton Hill and the Pitt-Johnstown joined the league as full-time members.



Although all 18 current institutions are members of Division II, five league schools also compete at the Division I level in select sports. PSAC schools enroll over 125,000 students and claim approximately 775,000 alumni, including over 560,000 who reside in Pennsylvania.

The PSAC is governed by the presidents of the 18 member institutions. It employs a commissioner, two associate commissioners, and a director of communications at its headquarters in Lock Haven, Pa.

2016-17 NCAA Champions

Team - East Stroudsburg (Field Hockey), West Chester (Baseball)
Individual - DII Men's Swimming & Diving - Collin Vest, Clarion (1M Diving);
DII Women's Swimming & Diving - Georgia Wright, West Chester (1000 Free, 1650 Free)

2016-17 Capital One/CoSIDA Academic All-Americans (46 - ESU, 6)

MSOC - Josh Smith (Blm), Thom Derks (Hurst); **WSOC** - **Andrea Polanco (ES)**, **Hannah Gombos (ES)**; **FB** - Kevin Genevro (Clar), **Devon Ackerman (ES)**, Matthew Gawlik (Gan), Marcus Martin (SR), Ryan Michaels (Hurst), Taylor Nikithser (Cal), Will Brazill (Cal), Jacob Craig (Clar); **WVB** - Megan Litoborski (Cal); **MBB** - Noah Davis (SH), A.J. Leahey (UPJ), Matthew Dogan (Gan); **BB** - Tyler Falk (Clar); **SB** - Olivia Gumbita (Gan), Hannah Mercer (IUP), Emily Price (Cal), Brittany Smith (Mill), Sara Ercolani (WC), Laura Lawson (Mans), Megan Jahoda (Cal); **Men's At-Large** - Drew Wolter (Gan), Matt Barto (Gan), Michael Squeglia (Gan); **Women's At-Large** - Saioa Gomez de Segura (Hurst), Tess Haywad (WC), **Emily Howell (ES)**, Samantha Peters (Blm), Margaret Thorwart (Mill), **Danielle Ard (ES)**, Alyssa Savill (Cal), Luise von Agris (IUP); **Men's T&F/CC** - Caleb Bartlett (Ship), David Reinhardt (SR), **Alex Zubko (ES)**, Jacob VanHouten (SR), Aaron Morgan (Cal), Daniel Neiswender (Blm), Tim Usher (Ship); **Women's T&F/CC** - Sabrina Anderson (SR), Summer Hill (Cal), Julie Friend (Cal), Casey Norton (Ship)

PSAC Champions — 1934-2016

Divisional Champions

2007: West Chester (E), California (W)
 2006: Bloomsburg (E), IUP, California (W)
 2005: Bloomsburg (E), California, Edinboro (W)
 2004: West Chester (E), Shippensburg, Edinboro, IUP (W)
 2003: **ESU**, Bloomsburg (E), IUP, Edinboro (W)
 2002: **ESU**, Bloomsburg (E), IUP (W)
 2001: Bloomsburg (E), IUP (W)
 2000: Bloomsburg (E), Clarion, IUP, Slippery Rock (W)
 1999: West Chester (E), Slippery Rock (W)
 1998: Millersville (E), Slippery Rock (W)
 1997: Bloomsburg (E), Slippery Rock (W)
 1996: Bloomsburg (E), Clarion (W)
 1995: Bloomsburg, Millersville (E), Edinboro (W)
 1994: Bloomsburg, West Chester (E), IUP (W)
 1993: Millersville (E), IUP (W)
 1992: West Chester (E), IUP (W)
 1991: **ESU (E)**, IUP (W)
 1990: Millersville (E), IUP (W)
 1989: West Chester, Millersville (E), Edinboro (W)
 1988: Millersville, (E) Shippensburg (W)

The State Game

2016: California 49, Kutztown 7
 2015: Slippery Rock 61, West Chester 12
 2014: Slippery Rock 28, Bloomsburg 26
 2013: Bloomsburg 42, Slippery Rock 38
 2012: IUP 41, Shippensburg 10
 2011: Kutztown 21, Slippery Rock 14
 2010: Mercyhurst 56, Bloomsburg 37
 2009: Shippensburg 42, California 35
 2008: California 47, West Chester 36
 1987: IUP 21, West Chester 9
 1986: IUP 20, West Chester 6
 1985: Bloomsburg 31, IUP 9
 1984: California 21, Bloomsburg 14
 1983: Clarion 27, ESU 14
 1982: **ESU 24, Edinboro 22**
 1981: Shippensburg 34, Millersville 17
 1980: Clarion 15, Kutztown 14
 1979: Lock Haven 48, Cheyney 14
 1978: **ESU 49, Clarion 4**
 1977: Clarion 25, Millersville 24
 1976: **ESU 14, Shippensburg 14 (tie)**
 1975: **ESU 24, Edinboro 20**
 1974: Slippery Rock 20, West Chester 7
 1973: Slippery Rock 28, West Chester 14
 1972: Slippery Rock 29, West Chester 27

1971: West Chester 35, Edinboro 14
 1970: Edinboro 14, West Chester 6
 1969: West Chester 41, Clarion 34
 1968: **ESU 28, California 28 (tie)**
 1967: West Chester 27, Clarion 7
 1966: Clarion 28, West Chester 26
 1965: **ESU 26, IUP 10**
 1964: **ESU 27, IUP 14**
 1963: West Chester 36, Slippery Rock 7
 1962: Slippery Rock 13, ESU 6
 1961: West Chester 21, Slippery Rock 0
 1960: West Chester 35, Lock Haven 6

Picked by Saylor System

1959 - West Chester
 1958 - California
 1957 - Lock Haven
 1956 - West Chester
 1955 - Bloomsburg
 1954 - **ESU**, Bloomsburg, West Chester (tie)
 1953 - West Chester
 1952 - West Chester
 1951 - Bloomsburg

Picked by Sportswriters

1950 - West Chester
 1949 - Bloomsburg
 1948 - Bloomsburg
 1947 - Mansfield
 1946 - California
 1942 - **ESU**
 1941 - Millersville
 1940 - IUP, Millersville (tie)
 1939 - Slippery Rock
 1938 - Mansfield
 1937 - Lock Haven
 1936 - Lock Haven
 1935 - Shippensburg
 1934 - IUP

Pennsylvania State Athletic Conference

204 Annex Building

Lock Haven University, Lock Haven, Pa. 17745

Commissioner: Steve Murray, (570) 484-2512

Assoc. Comm. for External Relations:

Will Adair, (570) 484-2780

Asst. Comm. for Internal Relations/SWA:

Carlín Chesick, (570) 484-2512

Director of Strategic Communication & New Media:

Chris Parker, (570) 484-2884

2016 PSAC Football Standings

Eastern Division

	PSAC		Overall	
	W	L	W	L
*Kutztown	7	0	7	4
West Chester	6	1	8	3
Shippensburg	4	3	7	4
Bloomsburg	4	3	6	5
Lock Haven	4	3	4	7
ESU	2	5	4	7
Millersville	1	6	2	9
Cheyney	0	7	1	10
*Eastern Division Champion				

Western Division

	PSAC		Overall	
	W	L	W	L
*California	7	0	11	1
IUP	6	1	10	2
Edinboro	5	2	9	2
Slippery Rock	3	4	7	4
Clarion	3	4	4	7
Seton Hill	2	5	5	6
Gannon	1	6	5	6
Mercyhurst	1	6	3	8
*Western Division Champion				

Postseason Honors

NFL DRAFT CHOICES

1988	Dan Murray (LB)	6th round
	(150th), Buffalo	
1980	Ray Yakavonis (DE)	6th round
	(148th), Minnesota	

HARLON HILL AWARD

(Outstanding Division II Player)

2015	Matt Soltes (QB)	t-4th
2014	Matt Soltes (QB)	candidate
2013	Matt Soltes (QB)	candidate
2011	Ray Wagner (QB)	candidate
2010	Matt Freed (LB)	candidate
2006	Jimmy Terwilliger (QB)	4th
2005	Jimmy Terwilliger (QB)	1st
2004	Jimmy Terwilliger (QB)	5th
2003	Jimmy Terwilliger (QB)	candidate
1997	Damian Polaucci (QB)	candidate
1996	Damian Polaucci (QB)	3rd
1994	James Franklin (QB)	candidate
1992	Ed Detwiler (K-P)	candidate
1989	Dennis Mailhot (WR-KR)	9th

ASSOCIATED PRESS LITTLE ALL-AMERICA

(first three teams)

(Division II, Division III and NAIA)

2015	Jon Schnaars	1st, WR
2010	Matt Freed	3rd, LB
2009	Matt Freed	3rd, LB
2008	Nick Krut	1st, P
	Matt Freed	3rd, LB
2006	Evan Prall	1st, AP
	Jimmy Terwilliger	2nd, QB
2005	Evan Prall	1st, WR
	Jimmy Terwilliger	2nd, QB
2004	Matt Crispell	1st, DB
2001	Jim Sodano	2nd, OG
	Adam Hostetter	3rd, P
2000	Kevin Nagle	1st, LB
1996	Damian Polaucci	3rd, QB
1994	Steve Hynes	1st, OT
1991	Curtis Bunch	1st, DB
1988	Pat Brady	3rd, LB
1984	Ernie Siegrist	2nd, TE
1983	Mike Reichenbach	1st, LB
1980	Mike Lush	2nd, DB
1979	Ray Yakavonis	3rd, DE
1978	Jeff Johnson	3rd, LB
1976	Pat Flaherty	3rd, C
1974	Tom Kozlosky	3rd, LB
1965	Barry Roach	1st, HB

CoSIDA ALL-AMERICA

2015	Jon Schnaars	1st, WR
2010	Matt Freed	2nd, LB
2009	Matt Freed	1st, LB
2008	Matt Freed	1st, LB
	Nick Krut	1st, P
2006	Evan Prall	2nd, WR
		2nd, AP
2005	Jimmy Terwilliger	1st, QB
	Evan Prall	2nd, WR
	Ken Parrish	2nd, P
2004	Matt Crispell	1st, DB
	Jimmy Terwilliger	2nd, QB
2001	Adam Hostetter	1st, P
	Jim Sodano	2nd, OG
2000	Kevin Nagle	1st, LB
1996	Mike Mancuso	1st, WR
	Damian Polaucci	2nd, QB
1994	Matt Seagreaves	2nd, K
	Steve Hynes	3rd, OT

AFCA ALL-AMERICA (one team)

2015	Jon Schnaars	WR
1991	Curtis Bunch	DB
1984	Andy Baranek	QB
1983	Mike Reichenbach	LB
1979	Ray Yakavonis	DE
1975	Willard Stem	DB

D2FOOTBALL.com ALL-AMERICA

2015	Jon Schnaars	1st, WR
2010	Matt Freed	1st, LB
2008	Nick Krut	1st, P
2006	Evan Prall	2nd, WR
2005	Evan Prall	1st, WR
	Jimmy Terwilliger	2nd, QB
2004	Ken Parrish	1st, P
2001	Jim Sodano	1st, OG
	Adam Hostetter	1st, P

FOOTBALL GAZETTE ALL-AMERICA

2015	Jon Schnaars	1st, WR
	Matt Soltes	3rd, QB
2013	Thomas Tippet	3rd, FB
2012	Bryan Thomson	3rd, DT
2010	Matt Freed	1st, LB
2008	Nick Krut	1st, P
2006	Jimmy Terwilliger	1st, QB
2005	Jimmy Terwilliger	1st, QB
	Anthony Carfagno	1st, FB
	Evan Prall	2nd, WR
	Ken Parrish	3rd, P
2004	Matt Crispell	2nd, S
	Jimmy Terwilliger	3rd, QB
1999	Kevin Nagle	2nd, LB
1998	Kevin Nagle	3rd, LB
1997	Mike Mancuso	3rd, WR
1996	Damian Polaucci	2nd, QB
	Mike Mancuso	2nd, WR
1989	Dennis Mailhot	2nd, KR
1988	Todd McNamee	3rd, P

KODAK COLLEGE DIVISION

COACH OF THE YEAR

Denny Douds – 1975, 1976, 1982

STAN LOMAX-IRVING T. MARSH AWARD

(Eastern College Division Coach of the Year, selected by New York Football Writers' Association)

Denny Douds – 1976

DIVISION II SENIOR ALL-STAR GAME

Cactus Bowl (Texas A&M-Kingsville) since 2000

Snow Bowl (Fargo, N.D.) previously

2010	Matt Freed	LB
2008	Lionel Mitchell	DB
	Nick Krut	P
2005	Anthony Carfagno	FB
2001	Adam Hostetter	P
2000	Shepard Alston	OL
	Kevin Nagle	LB
1997	Damian Polaucci	QB
1995	Joe Menton	LB

CoSIDA ALL-REGION

2016	Robert Healy	1st, RB
2015	Matt Soltes	1st, QB
	(Offensive POY)	
	Jon Schnaars	1st, WR
2014	Bryan Thomson	2nd, DL
	Jordan Bair	2nd, P
2013	Robert Bleiler	2nd, WR
2012	Taylor Groff	1st, K
	Bryan Thomson	1st, DL
2011	Dan Caffrey	1st, OL (C)
	Mike Bergey	1st, LB
2010	Matt Freed	1st, LB
	(Defensive POY)	
2009	Matt Freed	1st, LB
	(Defensive POY)	
	Nicholas Artinger	1st, S
	Morgan Thomas	2nd, OL (T)
2008	Matt Freed	1st, LB
	Nick Krut	1st, P
	Keith Weaver	2nd, OG
2007	Greg Knauss	2nd, K
2006	Jimmy Terwilliger	1st, QB
	Evan Prall	1st, WR
	Mike Habel	2nd, OT
2005	Jimmy Terwilliger	1st, QB
	Evan Prall	1st, WR
	Ken Parrish	1st, P
2004	Jimmy Terwilliger	1st, QB
	Tim Strenfel	1st, WR
	Matt Crispell	1st, S
2003	Greg Munch	2nd, OG
2001	Jim Sodano	1st, OG
	Jeremy Brown	1st, DB
	Adam Hostetter	1st, P
2000	Kevin Nagle	1st, LB
1999	Kevin Nagle	1st, LB
1998	Kevin Nagle	1st, LB
1996	Damian Polaucci	1st, QB
	Mike Mancuso	1st, WR
	Michael Kramer	1st, P
	Dan Rounds	2nd, OT
	Matt Seagreaves	2nd, K
1995	Tim Green	2nd, LB
1994	Steve Hynes	1st, OT
	Matt Seagreaves	2nd, K
1993	Ed Myers	1st, OG

ALL-STAR HONORS

Postseason Honors

FOOTBALL GAZETTE ALL-REGION

2016	Robert Healy	1st, RB
	Sean Roth	1st, FB
	Marc Ranaudo	3rd, DL
2015	Matt Soltes	1st, QB
	(Co-Offensive POY)	
	Jon Schnaars	1st, WR
	Robert Healy	2nd, AP
2014	Bryan Thomson	1st, DL
	Brandon Gattelli	2nd, DE
	Jordan Bair	2nd, P
2013	Thomas Tippet	1st, FB
	Robert Bleiler	2nd, WR
	Steven Jones	2nd, TE
	Bryan Thomson	2nd, DL
	Matt Soltes	3rd, QB
	Robert Healy	3rd, RB
2012	Bryan Thomson	1st, DL
	Taylor Groff	1st, K
	Thomas Tippet	3rd, FB
	Dusty Reed	3rd, WR
2011	Dan Caffrey	2nd, C
	Dusty Reed	3rd, WR
2010	Matt Freed	1st, LB
2009	Matt Freed	1st, LB
	Morgan Thomas	2nd, OL (T)
2008	Nick Krut	1st, P
	Matt Freed	2nd, LB
	Jesse Reider	3rd, FB
	Drew Stem	3rd, AP
	Keith Weaver	3rd, OG
2007	Mike Habel	3rd, OT
	Jayson Frank	3rd, LB
	Greg Knauss	3rd, K
	Nick Krut	3rd, P
2006	Jimmy Terwilliger	1st, QB
	Evan Prall	1st, WR
		1st, RS
2005	Jimmy Terwilliger	1st, QB
	Anthony Carfagno	1st, FB
	Evan Prall	1st, WR
	Ken Parrish	1st, P

CLIFF HARRIS AWARD NOMINEE

(Top small college defensive player representing NCAA Division II, III and NAIA)

2014	Bryan Thomson (finalist)	DL
2013	Bryan Thomson	DL

GENE UPSHAW AWARD NOMINEE

(Division II lineman of the year award)

2014	Bryan Thomson	DL
2013	Bryan Thomson	DL
2011	Dan Caffrey	C
2009	Morgan Thomas	OL
2008	Keith Weaver	OL
2007	Mike Habel	OL

ECAC ALL-REGION (ESU left ECAC in 2002)

2002	Greg Munch	OG
	Nick Beisker	DB
2001	Mike Berry	K
	Adam Hostetter	P
2000	Kevin Nagle	LB
	Adam Hostetter	P
1999	Kevin Nagle	LB
	Jason Zinn	DB
	Adam Hostetter	P
1998	Kevin Nagle	LB
1997	Damian Poalucci	QB
	Mike Mancuso	WR
1996	Damian Poalucci	QB
	(Player of the Year)	
	Jason Killian	WR
	Matt Seagreaves	K
	Matt Delancey	DT
	Michael Kramer	P
1995	Tim Green	LB
1994	Michael Kramer	P
1993	John Catalano	DE
	Brent Voynar	DB
1992	Paul Bandholz	TE
	Greg Garzio	OT
	Ed Detwiler	K-P
	Joe Ruedt	DE
	Roger Staub	DB
1991	Des Hussey	DT
	Curtis Bunch	DB
1990	Dennis Mailhot	KR
	Curtis Bunch	DB
1989	Dennis Mailhot	WR-KR
	Bob Heumann	DE
	Pat Brady	LB
1988	Eric Sampson	DE
	Pat Brady	LB
	Todd McNamee	P
1987	Mike Yanders	C
	Joe McLaughlin	DB
1986	Chris Gerhard	DB
1984	Tim Bishop	SE
	Ernie Siegrist	TE
	Joey Pingitore	P
1983	Scott Benoit	WR
	Dan Koval	OT
	Mike Reichenbach	LB
	Joey Pingitore	P
1982	Andy Baranek	QB
	(Rookie of the Year)	
	Larry Sontag	DT
	Mike Reichenbach	LB
1981	John Marcante	OT
	Larry Sontag	DT
	Jack Brunner	P
1980	Keith Kaufman	OT
	Mike Lush	DB
1979	Ray Yakavonis	DE
	Jim Villani	P
1978	Frank Bell	TB
	Jeff Detzi	OT
	Jack Shrawder	DT
	Joe Detzi	LB
	Jim Villani	P
1977	Harold Strunk	TB
	Doug Rhoads	LB
1976	Pete Radocha	TB
	Pat Flaherty	C
1975	Willard Stem	DB
1974	Tom Kozlosky	LB
1971	Joe Bongiovanni	OT
1970	Glenn Gottshalk	OE
1969	Bill Dukett	QB
	(Player of the Year)	

ACADEMIC ALL-AMERICA

2016	Devon Ackerman	1st, OL
2015	Jon Schnaars	1st, WR
	Devon Ackerman	1st, OL
2014	Bryan Thomson	1st, DL
	Jon Schnaars	2nd, WR
2013	Robert Bleiler	2nd, WR
2010	Matt Freed	1st, LB
2009	Matt Freed	1st, LB
2004	Matt Crispell	1st, DB
1992	Ed Detwiler	2nd, P
1984	Ernie Siegrist	1st, TE
1979	Warren Brown	2nd, LB

ACADEMIC ALL-DISTRICT

2016	Devon Ackerman	1st, OL
2015	Jon Schnaars	1st, WR
	Devon Ackerman	1st, OL
	Chase May	1st, DB
2014	Jon Schnaars	1st, WR
	Bryan Thomson	1st, DL
2013	Robert Bleiler	1st, WR
	Bryan Thomson	1st, DL
2010	Matt Freed	1st, LB
2009	Matt Freed	1st, LB
	Zach Sarginger	2nd, OL
2008	Matt Freed	1st, LB
2007	Sam Shuman	2nd, WR
2004	Greg Thoman	1st, DL
	Matt Rapa	1st, LB
	Matt Crispell	1st, DB
	Jimmy Terwilliger	2nd, QB
	Evan Prall	2nd, WR
2003	Matt Rapa	1st, LB
2002	John Jeffries	1st, WR
	Nick Beisker	1st, DB
1997	Damian Poalucci	1st, QB
1996	Jeff Zimmerman	2nd, LB
1993	Ed Myers	1st, OL
1992	Ed Detwiler	1st, K-P
1990	Jim Miller	1st, LB

PSAC TOP 10

2016	Devon Ackerman
2015	Devon Ackerman
	Jon Schnaars
2010	Matt Freed
2009	Matt Freed
2006	Jimmy Terwilliger
2005	Jimmy Terwilliger
2004	Matt Crispell
	Matt Rapa
2002	Nick Beisker
1999	Mike Rhine

NATIONAL FOOTBALL FOUNDATION

CAMPBELL TROPHY

Semifinalists

2015	Jon Schnaars
2014	Bryan Thomson
2013	Robert Bleiler
2010	Matt Freed
2009	Sam Shuman

All-PSAC East First Team

PSAC Coach of the Year

Denny Douds – 1975, 1978

PSAC East Coach of the Year

Denny Douds – 1976, 1982, 2002

PSAC East Offensive Player of the Year

Matt Soltes (QB) – 2015

Jimmy Terwilliger (QB) – 2003, 2004, 2006

Andy Baranek (QB) – 1983

PSAC East Defensive Player of the Year

Bryan Thomson (DL) – 2012

Kevin Nagle (LB) – 1998, 2000

PSAC East Freshman of the Year

Robert Healy (RB) – 2013

Matt Soltes (QB) – 2012

2016 - Robert Healy (RB), Marc Ranaudo (DL)

2015 - Matt Soltes (QB, Offensive Player of the Year),

Robert Healy (TB), Jon Schnaars (TB)

2014 - Brandon Gattelli (DE), **Bryan Thomson (DL)**, Jordan Bair (P)

2013 - Robert Bleiler (WR), Steven Jones (TE), **Bryan Thomson (DL)**

2012 - Dusty Reed (WR), Seve Rivers (G), **Bryan Thomson (DL, Defensive Player of the Year)**, Taylor Groff (K)

2011 - Dusty Reed (WR), Dan Caffrey (C), Shawnte Carroll (DB)

2010 - Matt Freed (LB), David Castillo (DB)

2009 - Morgan Thomas (OT), Matt Freed (LB)

2008 - Keith Weaver (OG), Miguel Rivera (DT), Lionel Mitchell (DB), Nick Krut (P)

2007 - Mike Habel (OT), Jayson Frank (LB), Greg Knauss (K), Nick Krut (P)

2006 - **Jimmy Terwilliger (QB, Offensive Player of the Year)**, Evan Prall (WR), Mike Habel (OT), Greg Thoman (DE), Jayson Frank (LB)

2005 - **Jimmy Terwilliger (QB)**, **Anthony Carfagno (FB)**, Evan Prall (WR), Dan Crozier (C), Andrew Marsteller (DT), **Mark Brubaker (K)**, Ken Parrish (P)

2004 - **Jimmy Terwilliger (QB, Offensive Player of the Year)**, **Anthony Carfagno (FB)**, Tim Strenfel (WR), Andrew Marsteller (DT), Matt Crispell (S), **Mark Brubaker (K)**, Ken Parrish (P)

2003 - **Jimmy Terwilliger (QB, Offensive Player of the Year)**, **Anthony Carfagno (FB)**, John Jeffries (WR), Greg Munch (OG), David Dean (DT), Ryan Vermillion (LB), Michael Glover (DB), **Mark Brubaker (K)**

2002 - Jeremy Palm (QB), Greg Vaughn (TB), Greg Munch (OG), Dustin Barno (DL), Nick Beisker (DB), Michael Glover (DB & RS), **Mark Brubaker (K)**

2001 - Andre Castiglioni (TB), John Kotarsky (WR), Jim Sodano (OG), Shaun Bowman (DE), Dustin Barno (DT), Jeremy Brown (DB), Mike Berry (K), **Adam Hostetter (P)**

2000 - **Kevin Nagle (LB, Defensive Player of the Year)**, Andre Castiglioni (TB), Jim Sodano (OG), **Adam Hostetter (P)**

1999 - **Kevin Nagle (LB)**, Adam Hostetter (P), Matt Kacanda (KR)

1998 - **Kevin Nagle (LB, Defensive Player of the Year)**

1997 - Mike Mancuso (WR), Ian Geffers (DE), **Kevin Nagle (LB)**

1996 - Damian Poalucci (QB), Jason Killian (WR), Mike Mancuso (WR), Matt Delancey (DT), Matt Seagreaves (K)

1995 - Dennis McWhite (WR), Matt Delancey (DT), Tim Green (LB), Matt Seagreaves (K)

1994 - Steve Hynes (OT), Tim Green (LB), Joe Menton (LB), Matt Seagreaves (K)

1993 - Ed Myers (OG), Steve Hynes (OT), John Catalano (DE), Brent Voynar (DB)

1992 - Doug Leonzi (WR), Paul Bandholz (TE), Ed Myers (OG), Joe Ruedt (DE), Derrick Deburow (DB), Ed Detwiler (K and P)

1991 - Rick Sterner (TB), Des Hussey (DT), **Curtis Bunch (DB)**, Ed Detwiler (P)

1990 - Ken Kopetchny (WR), Tom Ferguson (C), Justin Dettore (OT), Jim Miller (LB), **Curtis Bunch (DB)**

1989 - Dennis Mailhot (WR), Bob Heumann (DE), Douglas Moore (LB), **Curtis Bunch (DB)**

1988 - Eric Sampson (DE), Pat Brady (LB), Todd McNamee (P)

1987 - Dan Murray (LB), Joe McLaughlin (DB)

1986 - Mike Yanders (C), Dan Murray (LB), Chris Gerhard (DB)

1985 - Tim Bishop (SE), Tracy Coleman (DB)

1984 - **Andy Baranek (QB)**, Tim Bishop (SE), Ernie Siegrist (TE), Phil Calamia (DT)

1983 - **Andy Baranek (QB, Player of the Year)**, Scott Benoit (WR), Dan Koval (OT), Bill Camp (DE), Mike Reichenbach (LB), Joey Pingitore (K)

1982 - **Andy Baranek (QB)**, Bobby Manez (SE), Larry Sontag (DT), Mike Reichenbach (LB)

1981 - John Marcante (OT), Bill Camp (DE), Larry Sontag (DT), Joe Gaynor (LB), Jack Brunner (P)

1980 - Keith Kaufman (OT), Bill Brown (DT), Dan Gechter (LB), Mike Lush (DB), Scott Taylor (K)

1979 - Barry Kennedy (QB), Jamie Meier (SE), Ray Yakavonis (DE), Warren Brown (LB), Andy Polony (LB), Ray Cianni (DB), Jim Villani (P)

1978 - Barry Kennedy (QB), Bob Bydlon (OG), Art Boorujy (OT), Jeff Detzi (OT), Bill Bergen (DE), Jack Shrawder (DT), Joe Detzi (LB), **Jeff Johnson (LB)**, Jack Rogers (K), Jim Villani (P)

1977 - Harold Strunk (HB), Bill Bergen (DE), Jack Shrawder (DT), **Jeff Johnson (LB)**

1976 - Mike Terwilliger (QB), Pete Radocha (HB), Tom Palubinski (SE), Dennis Gorman (TE), Pat Flaherty (C), Mike Stambaugh (DE), **Jeff Johnson (LB)**, Doug Rhoads (LB), Rich Rodenberger (DB), Jack Rogers (K)

1975 - Mike Terwilliger (QB), Pat Flaherty (C), Mike Stambaugh (DE), Rich Nicolais (DT), **Jeff Johnson (LB)**, Willard Stem (DB), Bobby Boyd (K)

1974 - Tom Polinski (DE), Tom Kozlosky (LB)

1973 - Wally Hills (FB), Steve Reese (OE), Ned Hampford (OG), Don Coyer (DE), Tom Kozlosky (LB)

1972 - Joe Bongiovanni (OT), Frank Snyder (LB)

1971 - Glenn Gottshalk (OE), Joe Bongiovanni (OT), John Smith (DT), Greg Cardone (LB)

1970 - Steve Mummaw (QB), Glenn Gottshalk (OE), Jerry Clymer (DT)

1969 - Bob Dinan (FB), Henry Kearns (OT)

1968 - Ralph Gish (HB), Ed Csencsits (OE), Joe Kelly (OG), Henry Kearns (OT), Bob Malehorn (DE), Bob Ott (DE), Carl Wolfe (DT), Dick Siwak (LB), Bob Dinan (DB)

1967 - Pete Lee (HB and LB), Gary Monger (OG), Mike Thompson (C), Gary Schoenberger (LB)

1965 - Glen Ray (QB), Barry Roach (HB), Bob Ruckdeschel (OT), Bob Dourand (LB)

1964 - Glen Ray (QB), Barry Roach (HB), Jim Scagliotti (C), Ray Hedenberg (OG), Tom Washburn (DE)

1963 - **Toby Barkman (OHB)**, Joe Bahnatka (C)

1962 - **Toby Barkman (B)**, Joe Heverin (E)

1961 - **Toby Barkman (B)**, Ed Becker (E)

1960 - Ed Becker (E), Richard Wolslayer (C)

1957 - Jim Oplinger (B)

1954 - Carmen Martucci (T)

(Three and four-time All PSAC players in bold)

YEARLY STATISTICAL LEADERS (SINCE 1960)

Rushing					Passing					Receiving				
Year	Player	Att.	Yds.	TDs	Year	Player	Comp/Att	Yds.	TDs	Year	Player	Rec.	Yds.	TDs
2016	Robert Healy	190	1163	18	2016	Bruce Campbell	99-190	1511	12	2016	Tim Wilson	58	910	8
2015	Robert Healy	156	884	1		Tim DiGiorgio	104-186	1226	8	2015	Jon Schnaars	114	1610	22
	Gerald Van De Cruz	105	364	14	2015	Matt Soltes	277-486	3900	41		Robert Healy	52	757	3
2014	Robert Healy	155	817	8	2014	Matt Soltes	180-300	2778	30		Gerard Wendowski	49	781	9
2013	Robert Healy	176	1129	5		Bruce Campbell	59-124	813	6	2014	Jon Schnaars	58	807	14
	Matt Soltes	96	472	2	2013	Matt Soltes	212-351	3244	34		Robert Healy	46	561	6
	Gerald Van De Cruz	72	334	11	2012	Matt Soltes	171-281	2622	21		Dusty Reed	40	727	6
2012	Eric Deery	85	551	4		Nate Daniels	35-60	631	7	2013	Robert Bleiler	71	1199	12
	Matt Soltes	96	536	2	2011	Ray Wagner	211-396	3226	20		Jon Schnaars	51	718	8
	Kendrick Williams	113	532	7	2010	Matt Marshall	214-350	2513	26	2012	Dusty Reed	50	787	5
2011	Kendrick Williams	139	541	4	2009	Matt Marshall	206-341	2938	26		Robert Bleiler	37	608	4
2010	Kendrick Williams	124	668	9	2008	Tim Roken	142-263	2168	17		Jordan Hallman	31	608	7
2009	Zach Krise	102	472	5		Matt Marshall	50-87	937	9	2011	Dusty Reed	62	929	7
	Kendrick Williams	99	436	3	2007	Tim Roken	139-268	1765	15		Jordan Hallman	35	854	6
2008	Joe Partridge	132	597	8	2006	Jimmy Terwilliger	222-346	2966	35		Robert Bleiler	33	659	4
2007	Joe Partridge	127	698	7	2005	Jimmy Terwilliger	262-424	4571	50	2010	Ed Kiser	57	860	5
2006	Greg Brunetti	117	581	6	2004	Jimmy Terwilliger	222-362	3826	33	2009	Ed Kiser	43	805	6
	Jimmy Terwilliger	105	504	2	2003	Jimmy Terwilliger	200-349	2987	30		Jeff Giglio	38	603	3
2005	Derek Lucas	197	1021	4	2002	Jeremy Palm	145-289	2200	18	2008	Jeff Giglio	41	749	10
	Anthony Carfagno	98	613	14	2001	Jeremy Palm	132-279	1924	22		Doug Ogden	39	825	8
	Jimmy Terwilliger	127	389	4	2000	Jeremy Palm	58-131	823	9		Sam Shuman	39	627	3
2004	Derek Lucas	173	948	7		Geoff Brobst	30-79	502	3	2007	Sam Shuman	36	534	4
	Jimmy Terwilliger	97	466	2	1999	Jeremy Palm	88-199	1402	13	2006	Evan Prall	76	1174	17
	Anthony Carfagno	71	360	15	1998	Will Burch	110-241	1764	20	2005	Evan Prall	88	1766	23
2003	Greg Vaughn	147	748	6	1997	Damian Poalucci	190-351	2731	19		Tim Strenfel	61	1189	14
2002	Greg Vaughn	158	755	4	1996	Damian Poalucci	214-393	3831	40	2004	Tim Strenfel	69	1388	11
2001	Andre Castiglioni	213	1077	6	1995	Damian Poalucci	148-312	2041	10		Evan Prall	52	832	7
2000	Andre Castiglioni	220	1160	5	1994	James Franklin	187-364	2586	14		Anthony Carfagno	45	707	4
1999	Andre Myers	114	506	3	1993	James Franklin	123-265	1912	19	2003	John Jeffries	58	936	9
	Stewart Ford	100	466	9	1992	Bret Comp	145-298	1966	15		Tim Strenfel	48	755	6
1998	Andre Myers	171	1004	4	1991	Bret Comp	176-333	2434	15	2002	John Jeffries	47	636	4
1997	Stewart Ford	175	1109	11	1990	Bret Comp	132-262	1860	16	2001	John Kotarsky	37	775	9
1996	Joe Pawloski	101	544	7	1989	Tom Taylor	89-158	1155	7	2000	John Kotarsky	45	724	4
1995	Orlando Williams	140	647	5		Bret Comp	32-63	401	4	1999	John Kotarsky	34	564	4
1994	Orlando Williams	115	628	5	1988	Tom Taylor	89-237	1167	8	1998	Jason Klush	41	625	12
	Jason Killian	78	559	5	1987	Tom Taylor	63-138	785	4	1997	Brett Witmer	63	1040	6
	James Franklin	182	543	7		Ray Gentilella	32-91	336	4		Mike Mancuso	56	981	9
1993	Ramon Leak	133	717	6	1986	Ray Gentilella	95-251	1047	5	1996	Brett Witmer	57	891	9
1992	Rick Sterner	157	723	5	1985	Ray Gentilella	84-191	1141	9		Mike Mancuso	56	1194	16
1991	Rick Sterner	208	951	5		Charlie Diskin	66-124	669	1	1995	Jason Killian	50	1010	11
1990	Ramon Leak	101	368	2	1984	Andy Baranek	179-290	2295	17	1994	Dennis McWhite	37	549	3
1989	Rick Sterner	111	482	5	1983	Charlie Diskin	87-166	1180	9		Dennis McWhite	62	865	4
1988	Kelly Gabriel	113	466	0		Andy Baranek	86-181	1171	7	1993	Jake Hlavac	35	571	7
1987	Elroy Denegal	132	580	3	1982	Andy Baranek	164-302	2067	17	1992	Doug Leonzi	44	544	8
1986	Gary Garver	94	398	3	1981	Brian Marshall	62-144	806	5	1991	Doug Leonzi	58	950	7
1985	Brooks Perkins	167	544	5	1980	Barry Kennedy	59-107	734	2	1990	Ken Kopetchny	57	761	12
1984	Mike Sobeski	125	567	8		Tommy Meier	45-71	521	3		Dennis Mailhot	43	710	5
1983	Dell Walker	168	625	8	1979	Barry Kennedy	59-132	839	7	1989	Dennis Mailhot	22	492	4
1982	Dell Walker	143	605	9	1978	Barry Kennedy	49-106	833	8		Paul Bandholz	22	274	1
1981	Dell Walker	117	455	5	1977	Mike Terwilliger	56-125	850	3	1988	Dennis Mailhot	18	403	2
1980	Jim Snyder	141	621	3	1976	Mike Terwilliger	76-152	1185	12	1987	Ken Kopetchny	23	321	2
1979	Jim Snyder	159	714	2	1975	Mike Terwilliger	75-161	1233	14	1986	Jim Kerins	27	403	3
1978	Frank Bell	182	589	7	1974	Mike Terwilliger	37-96	531	4	1985	Tim Bishop	56	776	3
1977	Harold Strunk	173	913	12	1973	Len Cannatelli	33-78	482	5	1984	Ernie Siegrist	60	801	3
1976	Pete Radocha	174	1036	11	1972	Jim Emery	90-188	910	8		Tim Bishop	52	810	9
	Harold Strunk	117	634	5	1971	Steve Mummaw	108-205	1388	12		Joe Rovnan	40	713	6
1975	Pete Radocha	190	777	10	1970	Steve Mummaw	152-280	1671	19	1983	Scott Benoit	74	820	5
1974	Don Ford	94	519	1	1969	Bill Dukett	147-277	2084	19	1982	Bobby Manez	51	684	6
1973	Wally Hills	63	370	2	1968	Bill Dukett	137-256	1811	14		Scott Benoit	46	687	8
1972	Mark Hoffner	68	316	3	1967	Bill Dukett	106-200	1302	12		Ernie Siegrist	42	657	3
1971	Mark Hoffner	79	403	3	1966	Robt. Holderbaum	30-77	481	4	1981	Jack Brunner	20	336	3
1970	Bob Lester	82	438	3		James Waite	22-59	280	2	1980	Jamie Meier	37	496	1
1969	Bob Lester	69	436	2	1965	Glen Ray	43-95	782	6	1979	Jamie Meier	26	476	4
1968	John Pitzer	131	531	8	1964	Glen Ray	28-65	480	5	1978	Bill Jones	20	363	2
1967	John Pitzer	124	436	8	1963	Charles Siever	18-60	367	5	1977	Harold Strunk	15	265	3
1966	Trevor Lawrence	83	315	n/a	1962	Billy Lewis	14-53	329	6		Tom Palubinski	15	240	0
1965	Leo Reimer	137	863	n/a	1961	Billy Lewis	41-92	553	4	1976	Tom Palubinski	33	750	10
	Barry Roach	116	697	n/a	1960	Billy Lewis	39-87	432	4	1975	Tom Palubinski	18	363	5
1964	Barry Roach	88	615	6						1974	Tom Kearney	16	244	1
1963	Jan Beliveau	98	440	n/a							Tom Deremer	16	190	0
	Toby Barkman	74	432	5						1973	Tom Deremer	11	174	2
1962	Toby Barkman	153	866	8						1972	Jack Shoemaker	19	157	1
1961	Toby Barkman	101	771	15							Grey Seamans	15	285	3
1960	William Race	94	513	5						1971	Glenn Gottshalk	39	425	3
										1970	Glenn Gottshalk	39	694	10
										1969	Bill Horvath	42	449	6
											Chuck Bierlein	29	515	4
										1968	Ed Csencsits	44	632	5
										1967	Ed Csencsits	38	620	4
										1966	Doug McNamee	15	175	1
											Robert Holloran	10	194	1
										1965	Gibby Romaine	22	329	3
										1964	Tom Washburn	18	326	1
										1963	Toby Barkman	6	243	4
										1962	Toby Barkman	5	169	4
										1961	Maurice Barber	14	197	4
										1960	Edward Becker	15	158	2

RUSHING RECORDS

Yards Gained

Single Game

1.	284	Joe Partridge at Cheyney	2007
2.	267	Andre Myers vs. Mansfield	1998
3.	256	Robert Healy at Mercyhurst	2016
4.	222	Stewart Ford at Cheyney (FR)	1997
		Jim Snyder vs. Kutztown	1980
6.	218	Derek Lucas vs. SCSU (NCAA)	2005
7.	213	Harold Strunk at Millersville	1976
8.	211	Andre Myers at Cheyney	1998
		Rick Sterner vs. Mansfield	1991
10.	210	Toby Barkman vs. Mansfield	1961
11.	207	Pete Radocha vs. Kutztown	1976

First Career Game

1.	121	Eric Deery at Cheyney (FR)	2009
2.	104	Bob Rinaldi vs. Kutztown (FR)	1974

Half (since 1974)

212	1st	Joe Partridge at Cheyney	2007
173	2nd	Derek Lucas at Kutztown	2003
165	1st	Andre Myers at Cheyney	1998
163	2nd	Eric Deery vs. Cheyney	2012
162	2nd	Robert Healy at Mercyhurst	2016
156	1st	Greg Vaughn at Cheyney	2003
155	2nd	Joe Pawloski at Cheyney	1995
153	2nd	Andre Myers vs. Mansfield	1998

Consecutive Games

413	Healy (157 vs. IUP, 256 at Mercyhurst)	2016
381	Radocha (174 WC, 207 Kutztown)	1976
373	Ford (222 Cheyney, 151 Mansfield)	1997

3 Games

552	Healy (139 - 157 - 256)	2016
-----	-------------------------	------

4 Games

628	Healy (139 - 157 - 256 - 76)	2016
-----	------------------------------	------

5 Games

751	Ford (128 - 110 - 140 - 222 - 151)	1997
-----	------------------------------------	------

Single Season

1.	1,163	Robert Healy	2016
2.	1,160	Andre Castiglioni	2000
3.	1,129	Robert Healy (R-FR)	2013
4.	1,109	Stewart Ford (FR)	1997
5.	1,077	Andre Castiglioni	2001
6.	1,036	Pete Radocha	1976
7.	1,021	Derek Lucas	2005
8.	1,004	Andre Myers	1998
9.	951	Rick Sterner	1991
10.	948	Derek Lucas	2004

Career

1.	3,993	Robert Healy	2013-16
2.	2,579	Rick Sterner	1988-92
3.	2,510	Andre Castiglioni	1999-01
4.	2,398	Derek Lucas	2002-05
5.	2,363	Toby Barkman	1960-63
6.	2,177	Kendrick Williams	2009-12
7.	2,047	Pete Radocha	1974-76
8.	2,030	Harold Strunk	1974-77
9.	1,914	Greg Vaughn	2000-03
10.	1,791	Andre Myers	1996-99
11.	1,779	Jim Snyder	1977-80
12.	1,714	Jimmy Terwilliger [QB]	2003-06
13.	1,685	Dell Walker	1981-83
14.	1,680	Orlando Williams	1993-96
15.	1,658	Joe Partridge	2005-08
16.	1,644	Ramon Leak	1990-93
17.	1,637	Stewart Ford	1997-99
18.	1,508	Anthony Carfagno	2002-05

Rushing Yards by Freshman

Game (since 1968)

1.	222	Stewart Ford at Cheyney	1997
2.	192	Elroy Denegal vs. SCSU	1987
3.	189	Robert Healy at Shippensburg	2013
4.	158	Robert Healy vs. Millersville	2013
5.	151	Stewart Ford vs. Mansfield	1997
6.	150	Rick Sterner at Mansfield	1988

Season

1.	1,129	Robert Healy	2013
2.	1,109	Stewart Ford	1997
3.	624	Henry Mowery	1961
4.	580	Elroy Denegal	1987
5.	536	Matt Soltes [QB]	2012
6.	513	Bill Race	1960
7.	483	Bob Rinaldi	1974
8.	436	Kendrick Williams	2009
		Bob Lester	1969
10.	423	Rick Sterner	1988

Yards Per Game

Single Season (90+ ypg - min. 500 yds)

1.	116.3	Robert Healy (1,163 in 10)	2016
2.	116.0	Andre Castiglioni (1,160 in 10)	2000
3.	115.1	Pete Radocha (1,036 in 9)	1976
4.	114.1	Harold Strunk (913 in 8)	1977
5.	110.9	Stewart Ford (1,109 in 10) (FR)	1997
6.	107.7	Andre Castiglioni (1,077 in 10)	2001
7.	102.6	Robert Healy (1,129 in 11) (R-FR)	2013
8.	100.4	Andre Myers (1,004 in 10)	1998
9.	96.4	Toby Barkman (771 in 8)	1961
10.	96.2	Toby Barkman (866 in 9)	1962

Career

1.	94.5	Toby Barkman	1960-63
2.	92.9	Robert Healy	2013-16
3.	85.3	Pete Radocha	1974-76
4.	84.3	Andre Castiglioni	1998-01
5.	74.4	Stewart Ford	1997-99
6.	61.9	Rick Sterner	1988-92
7.	61.5	Harold Strunk	1974-77

Yards per Carry

Single Game (since 1966 - min. 10 rush, 100 yds)

13.8	Joe Pawloski at Cheyney (13-179)	1995
13.7	Kendrick Williams vs. Cheyney (11-151)	2012
12.8	Ed Guers at Bloomsburg (12-154)	1975
12.6	Matt Soltes at Millersville (10-126)	2012
12.1	Greg Vaughn vs. Cheyney (11-133)	2002
11.5	Derek Lucas at Cheyney (10-115)	2003
11.5	J. Terwilliger vs. SCSU (NCAA) (10-115)	2005
11.4	Harold Strunk at Cortland (17-193)	1977
11.2	Jason Killian at SCSU (13-145)	1993

Single Season (min. 250 yds) (7+ ypc)

1.	8.7	Derek Lucas (48-418)	2003
2.	7.9	Joe Pawloski (53-419)	1995
3.	7.6	Toby Barkman (101-771)	1961
4.	7.3	Frank Lupin (43-313)	1960
5.	7.2	Jason Killian (78-559)	1994
6.	7.1	Barry Roach (73-521)	1964

Career

1.	6.86	Jason Killian (146-1,001)	1993-96
2.	6.44	Barry Roach (189-1,218)	1964-65
3.	6.36	Leo Reimer (183-1,163)	1962-65
4.	6.25	Joe Pawloski (154-963)	1995-96
5.	6.01	Toby Barkman (393-2,363)	1960-63

CAREER RUSHING YARDS

Year	Att	Yards	Avg	TDs
------	-----	-------	-----	-----

1. Robert Healy

2013	176	1129	6.4	5
2014	155	817	5.3	8
2015	156	884	5.7	1
2016	190	1163	6.1	18
Totals	677	3,993	5.9	32

2. Rick Sterner

1988	127	423	3.3	2
1989	111	482	4.3	5
1991	208	951	4.6	5
1992	157	723	4.6	5
Totals	603	2,579	4.3	17

3. Andre Castiglioni

1999	40	273	6.8	2
2000	220	1,160	5.3	5
2001	213	1,077	5.1	6
Totals	473	2,510	5.3	13

4. Derek Lucas

2002	3	11	3.7	0
2003	48	418	8.7	4
2004	173	948	5.5	7
2005	197	1,021	5.2	4
Totals	421	2,398	5.3	15

5. Toby Barkman

1960	65	294	4.5	4
1961	101	771	7.6	15
1962	153	866	5.7	8
1963	74	432	5.8	5
Totals	393	2,363	6.0	32

6. Kendrick Williams

2009	99	436	4.4	3
2010	124	668	5.4	9
2011	139	541	3.9	4
2012	113	532	4.7	7
Totals	475	2,177	4.6	23

7. Pete Radocha

1974	37	234	6.3	1
1975	190	777	4.1	10
1976	174	1,036	6.0	11
Totals	401	2,047	5.1	22

8. Harold Strunk

1974	33	118	3.6	0
1975	86	365	4.2	0
1976	117	634	5.4	5
1977	173	913	5.3	12
Totals	409	2,030	5.0	17

9. Greg Vaughn

2000	35	188	5.4	1
2001	51	223	4.4	3
2002	158	755	4.8	4
2003	147	748	5.1	6
Totals	391	1,914	4.9	14

10. Andre Myers

1996	9	30	3.3	0
1997	43	251	5.8	1
1998	171	1,004	5.9	4
1999	114	506	4.4	3
Totals	337	1,791	5.3	8

RUSHING RECORDS

Touchdowns

Single Game

- 4 Robert Healy at Mercyhurst 2016
Kendrick Williams at Millersville. 2010
Joe Partridge at Cheyney 2007
Stewart Ford vs. Glenville State 1999
Johnny Lee Davis vs. Cheyney 1990
Danny Roskos vs. Montclair 1946

2 TD Rushing, 2 TD Receiving, Game

- 2-2 Anthony Carfagno at Bentley 2005

2 Players with 2+ Rushing TD, Game

- D. Dyer (2), R. Healy (2) at Gannon, 2014
M. Soltes (2), K. Williams (2) . . . at Millersville, 2012
M. Brunetti (3), J. Terwilliger (2). at Mansfield, 2006
A. Carfagno (2), D. Lucas (2), G. Vaughn (2)
. vs. Cheyney, 2003
R. Leak (3), S. Stuttle (2) at Cheyney, 1993
T. Meier (2), B. Nast (2) vs. Bloomsburg, 1980
F. Bell (2), J. Holenda (2) vs. Cortland, 1978
D. Bingham (3), H. Strunk (2) . . . at Cortland, 1977
M. Riddick (2), M. Terwilliger (2) . vs. Cheyney, 1976
M. Kreider (2), H. Strunk (2) . . . at Mansfield, 1976

Single Season

- 18 Robert Healy 2016
- 15 Anthony Carfagno 2004
Toby Barkman 1961
- 14 Gerald Van De Cruz 2015
Anthony Carfagno 2005
Danny Roskos 1946
- 12 Harold Strunk 1977
- 11 Gerald Van De Cruz 2013
Stewart Ford (FR) 1997
Pete Radocha 1976
- 10 Pete Radocha 1975

Career

- 40 Anthony Carfagno 2002-05
- 32 Robert Healy 2013-16
32 Toby Barkman 1960-63
- 26 Gerald Van De Cruz 2013-15
- 23 Kendrick Williams 2009-12
- 22 Stewart Ford 1997-99
Dell Walker 1981-83
Pete Radocha 1974-76
- 18 John Pitzer 1966-68
- 17 Joe Partridge 2005-08
Ramon Leak 1990-93
Rick Sterner 1988-92
Harold Strunk 1974-77

Attempts

Single Game

- 36 Harold Strunk at Millersville 1976
- 35 Rick Sterner at Mansfield 1988
Kelly Gabriel vs. Cheyney 1988
- 34 Joe Partridge at Cheyney 2007
Andre Myers vs. Mansfield 1998
- 33 Jim Snyder vs. Kutztown 1980
- 32 Andre Castiglioni vs. West Chester . 2001
- 31 Robert Healy at Millersville 2016
Greg Vaughn vs. Kutztown 2002
Harold Strunk vs. West Chester. . . 1977
Pete Radocha vs. Kutztown. 1976
- 30 Robert Healy at Mercyhurst 2016
Andre Castiglioni vs. Ship 2000
Brooks Perkins at Edinboro 1985
Dell Walker vs. West Chester. 1983
Pate Radocha at Ship (PSAC) 1976

2 Players with 20+ Carries, Game

- Orlando Williams (20-128), James Franklin (20-49)
. at Mansfield, 1994
Rick Sterner (21-102), John Bozena (21-74)
. vs. West Chester, 1991

4 Players with 10+ Carries, Game

- Robert Healy (16-111), Gerald Van De Cruz (12-81),
Raul Quinones (12-46), Derrick Dyer (10-58)
. at Seton Hill, 2013
Frank Bell (15-57), Barry Kennedy (13-63),
Jim Snyder (12-66), Bill Nast (11-36)
. vs. West Chester, 1979
Jim Snyder (19-107), Dave Bingham (11-30),
Barry Kennedy (10-38), Frank Bell (10-8)
. at Mansfield, 1978

2 Players with All of Team's Carries

- Matt Brunetti (24-92), Jimmy Terwilliger (12-59)
. vs. Bentley, 2006
Orlando Williams (13-45), Damian Poalucci (6-0)
. at Eastern Kentucky, 1995

Single Season

- 220 Andre Castiglioni 2000
- 213 Andre Castiglioni 2001
- 208 Rick Sterner 1991
- 197 Derek Lucas 2005
- 190 Robert Healy 2016
Pete Radocha 1975
- 182 James Franklin [QB] 1994
Frank Bell 1978
- 176 Robert Healy (R-FR) 2013
- 175 Stewart Ford (FR). 1997

Career

- 677 Robert Healy 2013-16
- 603 Rick Sterner 1988-92
- 475 Kendrick Williams 2009-12
- 473 Andre Castiglioni 1998-01
- 428 Dell Walker 1981-83
- 421 Jimmy Terwilliger [QB] 2003-06
Derek Lucas 2002-05
- 409 Harold Strunk 1974-77
- 401 Pete Radocha 1974-76
- 398 Jim Snyder 1977-80

100 Yard Rushing Games

Consecutive Games

- 5 Stewart Ford (FR). 1997
- 4 Andre Castiglioni 2000
- 3 Robert Healy (2x) 2016
Andre Castiglioni 2001
Pete Radocha 1976

Single Season

- 7 Andre Castiglioni 2001
- 6 Robert Healy 2016
6 Andre Castiglioni 2000
- 5 Robert Healy (R-FR) 2013
Andre Myers 1998
Stewart Ford (FR). 1997
Pete Radocha 1976

Career

- 16 Robert Healy 2013-16
- 14 Andre Castiglioni 1999-01
- 8 Derek Lucas 2002-05
- 7 Greg Vaughn 2000-03
Jim Snyder 1978-80
- 6 Harold Strunk 1974-77
Pete Radocha 1974-76
- 5 Matt Soltes [QB] 2012-15
Kendrick Williams 2009-12
Jimmy Terwilliger [QB] 2003-06
Stewart Ford 1997-99
Andre Myers 1996-99
Rick Sterner 1988-92

Two 100-Yard Rushers, Game

- 2013 at Shippensburg (Healy 189, Soltes 117)
2012 vs. Cheyney (Deery 167, Williams 151)
2005 vs. SCSU (NCAA) (Lucas 218, Terwilliger 115)
2003 at Cheyney (Vaughn 174, Lucas 115)
1994 at Springfield (Killian 136, Williams 111)
1993 vs. Bloomsburg (Leak 163, Franklin 125)
1990 at Buffalo (Watkins 114, Leak 105)
1970 at Mansfield (Mummaw 124, Gish 100)
1968 at California (PSAC) (Grant 139, Pitzer 106)

Most Rushing Yards, Teammates

- 346 2007 at Cheyney (Joe Partridge 284, Brant Quick 62)
333 2005 vs. SCSU (Derek Lucas 218, J. Terwilliger 115)
318 2012 vs. Cheyney (Eric Deery 167, K. Williams 151)
306 2013 at Ship (Robert Healy 189, Matt Soltes 117)

100-YARD RUSHING GAMES (SINCE 1968)

2016		2002		1986	
Yds.	Player, Opponent.....carries				
139	Robert Healy at Brevard	26	119	Greg Vaughn vs. Millersville	22
157	Robert Healy vs. IUP	17	170	Greg Vaughn vs. Kutztown	31
256	Robert Healy at Mercyhurst	30	2001		
108	Robert Healy vs. Cheyney	20	149	Andre Castiglioni vs. Clarion	29
163	Robert Healy at Millersville	31	187	Andre Castiglioni vs. West Chester	32
124	Robert Healy vs. Kutztown	23	157	Andre Castiglioni at Shepherd	24
2015			118	Andre Castiglioni at Kutztown	24
115	Matt Soltes at Lock Haven [QB]	15	104	Andre Castiglioni vs. Bloomsburg	21
131	Robert Healy vs. Bloomsburg	27	104	Andre Castiglioni at Mansfield	22
116	Robert Healy at West Chester	11	119	Andre Castiglioni vs. Edinboro	23
2014			2000		
117	Robert Healy vs. Lock Haven	15	154	Andre Castiglioni at Clarion	26
111	Matt Soltes at Shippensburg [QB]	13	128	Andre Castiglioni at West Chester	21
117	Robert Healy at Millersville	26	148	Andre Castiglioni at Glenville State	24
112	Robert Healy at Gannon	16	160	Andre Castiglioni vs. Shepherd	26
2013			132	Nate Pendry vs. Millersville (R-FR)	13
111	Robert Healy at Seton Hill (R-FR)	16	152	Andre Castiglioni vs. Shippensburg	30
189	Robert Healy at Shippensburg (R-FR)	20	161	Greg Vaughn at Cheyney (R-FR)	29
117	Matt Soltes at Shippensburg [QB]	19	115	Andre Castiglioni at Edinboro	21
132	Robert Healy vs. Clarion (R-FR)	14	1999		
146	Robert Healy at Kutztown (R-FR)	21	151	Andre Castiglioni vs. Cheyney	18
158	Robert Healy vs. Millersville (R-FR)	19	1998		
2012			114	Andre Myers at New Hampshire	19
167	Eric Deery vs. Cheyney	19	113	Andre Myers vs. Slippery Rock	27
151	Kendrick Williams vs. Cheyney	11	133	Andre Myers at Shippensburg	21
131	Matt Soltes at LIU Post (R-FR) [QB]	12	211	Andre Myers at Cheyney	21
126	Matt Soltes at Millersville (R-FR) [QB]	10	267	Andre Myers vs. Mansfield	34
2011			1997		
101	Kendrick Williams vs. Pace	9	128	Stewart Ford at Kutztown (FR)	22
105	Kendrick Williams at Cheyney	25	110	Stewart Ford vs. West Chester (FR)	11
106	Eric Deery vs. Edinboro	11	140	Stewart Ford at IUP (FR)	22
2010			222	Stewart Ford at Cheyney (FR)	26
127	Kendrick Williams at Millersville	18	151	Stewart Ford vs. Mansfield (FR)	27
119	Kendrick Williams vs. Shippensburg	21	1996		
2009			117	Joe Pawloski at Bloomsburg	24
107	Zach Krise at Virginia Union	26	1995		
184	Zach Krise at Gannon	28	106	Orlando Williams vs. AIC	16
121	Eric Deery at Cheyney (FR)	15	179	Joe Pawloski at Cheyney	13
102	Eric Deery vs. Millersville (FR)	18	115	Joe Pawloski vs. Mansfield	9
2007			1994		
115	Brant Quick at Lock Haven (R-FR)	22	136	Jason Killian at Springfield	9
284	Joe Partridge at Cheyney	34	111	Orlando Williams at Springfield	20
105	Joe Partridge at Kutztown	22	150	James Franklin vs. SCSU [QB]	28
2006			128	Orlando Williams at Mansfield	20
118	Jimmy Terwilliger at Millersville [QB]	14	1993		
136	Jimmy Terwilliger vs. West Chester [QB]	9	145	Jason Killian at SCSU (R-FR)	13
106	Matt Brunetti vs. Kutztown	18	109	James Franklin vs. Mansfield [QB]	15
2005			125	James Franklin vs. Bloomsburg [QB]	19
111	Derek Lucas at Millersville	17	163	Ramon Leak vs. Bloomsburg	28
157	Derek Lucas at Clarion	20	129	Ramon Leak vs. AIC	16
218	Derek Lucas vs. SCSU (NCAA)	28	1992		
115	Jimmy Terwilliger vs. SCSU (NCAA) [QB]	10	154	Rick Sterner vs. California	29
170	Anthony Carfagno at Bloomsburg (NCAA)	19	105	Ramon Leak at Mansfield	22
103	Derek Lucas vs. C.W. Post (NCAA)	13	1991		
2004			211	Rick Sterner vs. Mansfield	27
158	Derek Lucas vs. Millersville	17	102	Rick Sterner vs. West Chester	21
156	Derek Lucas vs. Clarion	17	199	Rick Sterner vs. Buffalo	29
195	Derek Lucas at Kutztown	28	1990		
130	Maurice Stallings at Mansfield	12	130	Johnny Lee Davis vs. Cheyney	18
101	J. Terwilliger vs. Edinboro (NCAA) [QB]	16	114	Derek Watkins at Buffalo (FR)	16
2003			105	Ramon Leak at Buffalo (FR)	20
133	Greg Vaughn at Shepherd	19	1988		
125	J. Terwilliger vs. Bloomsburg (R-FR) [QB]	21	150	Rick Sterner at Mansfield (FR)	35
174	Greg Vaughn at Cheyney	21	123	Kelly Gabriel vs. Cheyney	35
115	Derek Lucas at Cheyney	10	1987		
116	Greg Vaughn at Millersville	23	110	Elroy Denegal at Kutztown (FR)	17
173	Derek Lucas at Kutztown	21	192	Elroy Denegal vs. SCSU (FR)	25
106	Gary Garver vs. Clarion	15	1986		
123	Gary Garver vs. Cheyney	33	108	Brooks Perkins vs. Montclair	20
1985			116	Brooks Perkins at Edinboro	30
113	Mike Sobeski at Millersville	15	1983		
1982			154	Dell Walker vs. West Chester	30
162	Dell Walker at Montclair	25	1981		
1981			112	Dell Walker at Cent. Conn St.	28
117	Dell Walker at Cheyney	22	102	Sam Granteed vs. Mansfield	25
1980			1979		
222	Jim Snyder vs. Kutztown	33	132	Jim Snyder at Cortland	24
138	Bill Nast at Mansfield	30	136	Jim Snyder at Kutztown	17
128	Jim Snyder vs. IUP	26	145	Jim Snyder vs. Millersville	29
1978			1977		
103	Frank Bell vs. Cortland	11	169	Harold Strunk at Cheyney	28
107	Jim Snyder at Mansfield	19	105	Harold Strunk vs. Mansfield	14
106	Jim Snyder at Clarion (PSAC)	11	193	Harold Strunk at Cortland	17
1977			167	Harold Strunk vs. West Chester	31
130	Pete Radocha at Montclair	25	1976		
174	Pete Radocha at West Chester	20	174	Pete Radocha at West Chester	20
207	Pete Radocha vs. Kutztown	31	207	Pete Radocha vs. Kutztown	31
105	Mike Terwilliger vs. Cheyney [QB]	9	105	Mike Terwilliger vs. Cheyney [QB]	9
213	Harold Strunk at Millersville	36	213	Harold Strunk at Millersville	36
107	Harold Strunk vs. Cortland	19	107	Harold Strunk vs. Cortland	19
184	Pete Radocha vs. Morgan State	28	184	Pete Radocha vs. Morgan State	28
183	Pete Radocha at Shippensburg (PSAC)	30	1975		
1974			157	Pete Radocha vs. Millersville	30
132	Don Ford at Montclair	21	154	Ed Guers at Bloomsburg	12
104	Bob Rinaldi vs. Kutztown (FR)	29	1973		
143	Bob Rinaldi vs. Cortland (FR)	19	132	Don Ford at Montclair	21
118	Pete Radocha vs. Bloomsburg	18	104	Bob Rinaldi vs. Kutztown (FR)	29
1970			143	Bob Rinaldi vs. Cortland (FR)	19
124	Steve Mumma at Mansfield [QB]	6	118	Pete Radocha vs. Bloomsburg	18
100	Ralph Gish at Mansfield	10	1969		
107	Bob Lester at Millersville	21	125	Bob Lester at Cheyney	17
1968			1968		
109	Augie Grant vs. Cheyney	3	109	Augie Grant vs. Cheyney	3
113	John Pitzer at Mansfield	15	113	John Pitzer at Mansfield	15
104	John Pitzer at Millersville	23	104	John Pitzer at Millersville	23
139	Augie Grant at California (PSAC)	13	139	Augie Grant at California (PSAC)	13
106	John Pitzer at California (PSAC)	23	106	John Pitzer at California (PSAC)	23

QB RUSHING / SCORING / KICKING POINTS

Rushing Yards by Quarterback

Single Game (since 1968)

1.	150	James Franklin vs. SCSU	1994
2.	136	J. Terwilliger vs. West Chester	2006
3.	131	Matt Soltes at LIU Post (R-FR)	2012
4.	126	Matt Soltes at Millersville (R-FR)	2012
5.	125	J. Terwilliger vs. Bloomsburg (R-FR)	2003
		James Franklin vs. Bloomsburg	1993
7.	124	Steve Mummaw at Mansfield	1970
8.	118	Jimmy Terwilliger at Millersville	2006
9.	117	Matt Soltes at Shippensburg	2013
10.	115	Matt Soltes at Lock Haven	2015
11.	115	J. Terwilliger vs. SCSU (NCAA)	2005
12.	111	Matt Soltes at Shippensburg	2014
13.	109	James Franklin vs. Mansfield	1993
14.	105	Mike Terwilliger vs. Cheyney	1976
15.	101	J. Terwilliger vs. Edinboro (NCAA)	2004

Single Season (400+)

1.	543	James Franklin	1994
2.	536	Matt Soltes (R-FR)	2012
3.	504	Jimmy Terwilliger	2006
4.	472	Matt Soltes	2013
5.	466	Jimmy Terwilliger	2004

Career

1.	1,714	Jimmy Terwilliger	2003-06
2.	1,494	Matt Soltes	2012-15
3.	1,077	James Franklin	1991-94
4.	654	Matt Marshall	2007-10
5.	606	Glen Ray	1964-65#
6.	469	Mike Terwilliger	1974-77
7.	463	Jeremy Palm	1998-02

Ray's 1963 season not available

Rushing Touchdowns by Quarterback

Single Season

1.	7	James Franklin	1994
2.	6	Bill Dukett	1968
3.	5	Jimmy Terwilliger (R-FR)	2003

Career

1.	13	Jimmy Terwilliger	2003-06
2.	10	James Franklin	1991-94
3.	9	Bill Dukett	1967-69
4.	7	Matt Soltes	2012-15
		Barry Kennedy	1977-80
		Steve Mummaw	1969-71

Scoring

Year	Player	TD	FG	X-Pt	Pts.
2016	Robert Healy	19	0	0	114
2015	Jon Schnaars	22	0	1	134
2014	Robert Healy	14	0	0	84
	Jon Schnaars	14	0	0	84
2013	Taylor Groff	0	7	52	73
2012	Taylor Groff	0	15	48	93
2011	Taylor Groff	0	11	17	50
2010	Taylor Groff	0	16	39	87
2009	Drew Reinhard	0	8	40	64
2008	Greg Knauss	0	12	49	85
2007	Greg Knauss	0	13	26	65
2006	Evan Prall	20	0	0	120
2005	Anthony Carfagno	23	0	0	138
	Evan Prall	23	0	0	138
2004	Anthony Carfagno	19	0	0	114
2003	Anthony Carfagno	14	0	0	84
2002	Anthony Carfagno	11	0	0	66
2001	John Kotarsky	9	0	0	54
2000	Mike Berry	0	4	24	36
1999	J.D. Stern	0	11	29	62
1998	Jason Klush	12	0	0	72
1997	Stewart Ford	12	0	0	72
1996	Mike Mancuso	16	0	0	96
1995	Joe Pawloski	10	0	0	60
1994	Matt Seagreaves	0	15	23	68
1993	Steve Stuttle	11	0	0	66
1992	Ed Detwiler	0	13	23	62
1991	Ed Detwiler	0	15	34	79
1990	Ken Kopetchny	12	0	0	72
1989	Ed Detwiler	0	13	22	61
1988	Todd McNamee	0	7	12	33
1987	Todd McNamee	0	6	10	28
1986	Mike Augustin	0	6	9	27
1985	Mike Augustin	0	12	13	49
1984	Tim Bishop	9	0	1	56
1983	Joey Pingatore	2	12	28	76
1982	Dell Walker	9	0	0	54
1981	Dell Walker	5	0	0	30
1980	Scott Taylor	0	8	18	42
	Tommy Meier	7	0	0	42
1979	Scott Taylor	0	9	17	44
1978	Frank Bell	10	0	0	60
1977	Harold Strunk	15	0	0	90
1976	Pete Radocha	11	0	0	66
1975	Pete Radocha	13	1	1	83
1974	Bob Boyd	0	6	15	33
1973	Five Tied with 12 Points Each				
1972	Mark Hoffner	5	0	2	34
1971	Mark Hoffner	7	0	0	42
1970	Glenn Gottshalk	10	0	2	64
1969	Augie Grant	9	0	1	56
1968	John Pitzer	8	0	1	50
1967	John Pitzer	8	0	0	48
1966	Jim Waite	5	0	8	38
1965	Barry Roach	11	0	0	66
1964	Glen Ray	9	0	0	54
1963	Toby Barkman	8	0	1	49
1962	Toby Barkman	13	0	2	80
1961	Toby Barkman	15	0	0	90
1960	William Race	5	0	0	30
	Frank Lupin	5	0	0	30

Kicking Points

Year	Player	Pts.	FG	X-Pt
2016	Nicolas Ruiz	67	8-14	43-46
2015	Nicolas Ruiz	74	8-11	50-54
2014	Matt Smith	59	5-6	44-52
2013	Taylor Groff	73	7-15	52-61
2012	Taylor Groff	93	15-23	48-48
2011	Taylor Groff	50	11-14	17-19
	John Schubert	22	4-6	10-10
2010	Taylor Groff	87	16-21	39-41
2009	Drew Reinhard	64	8-15	40-48
2008	Greg Knauss	85	12-19	49-50
2007	Greg Knauss	65	13-19	26-28
2006	Eric Petters	61	6-10	43-52
2005	Mark Brubaker	116	14-19	74-79
2004	Mark Brubaker	82	11-17	49-58
	Ken Parrish	1	0	1-1
2003	Mark Brubaker	64	6-8	46-51
2002	Mark Huber	37	1-2	34-37
	Mark Brubaker	25	8-14	1-1
2001	Mike Berry	49	6-11	31-36
2000	Mike Berry	36	4-11	24-31
1999	J.D. Stern	62	11-20	29-30
1998	J.D. Stern	46	8-18	22-28
1997	J.D. Stern	43	8-13	19-21
	Brian Mitchell	5	0	5-8
1996	Matt Seagreaves	70	10-18	40-45
	J.D. Stern	5	1-1	2-2
1995	Matt Seagreaves	39	5-9	24-28
1994	Matt Seagreaves	68	15-26	23-29
1993	Mike Kramer	24	1-7	21-34
1992	Ed Detwiler	62	13-25	23-27
1991	Ed Detwiler	79	15-25	34-37
1990	Ed Detwiler	60	9-25	33-34
1989	Ed Detwiler	61	13-16	22-23
1988	Todd McNamee	33	7-19	12-14
1987	Todd McNamee	28	6-12	10-11
	Pat Dukes	5	0-3	5-6
1986	Mike Augustin	27	6-13	9-11
1985	Mike Augustin	49	12-20	13-17
1984	Joey Pingatore	51	8-16	21-24
1983	Joey Pingatore	76	12-16	28-30
1982	Joey Pingatore	52	9-16	25-26
	Joe Ogeka	13	2-3	7-7
	Mike Augustin	3	1-1	0
1981	Scott Taylor	29	5-12	14-14
	Joe Ogeka	5	1-1	2-2
1980	Scott Taylor	42	8-12	18-19
	Joe Ogeka	7	0-1	7-7
1979	Scott Taylor	44	9-16	17-17
1978	Jack Rogers	58	10-19	28-38
1977	Jack Rogers	38	5-7	23-23
1976	Jack Rogers	33	1-6	30-35
	Len Burkhardt	2	0	2-3
	Pete Radocha	0	0	0-1
1975	Robert Boyd	33	3-6	24-27
	Pete Radocha	3	1-7	0
1974	Robert Boyd	33	6-10	15-17
	Pete Radocha	0	0-3	0
1973	Joe McMonagle	10	2-3	4-6
	Len Burkhardt	7	0-4	7-10
	Tom Kozlosky	0	0-2	0
1972	Bob York	15	0	15
1971	Bob York	16	0	16-22
1970	Bob York	26	3	17
1969	Bob York	23	2	17-26
1968	Dan Staats	45	3	36
1967	Dan Staats	17	0	17-26
	Art Durham	3	1	0
	Gary Childs	2	0	2-3
1966	n/a			
1965	n/a			
1964	James Scagliotti	32		
1963	n/a			
1962	George Wasilchak	11		
	Robert Tonkin	3		
1961	Russell Rodgers	16		
	Nick Forsette	1		
	Edward Becker	1		
	Henry Mowery	1		
1960	Russell Rodgers	24		
	Edward Becker	1		
	Kenneth Hendricks	1		
	Joe Heverin	1		

TOTAL OFFENSE RECORDS

Total Offense

Single Game (since 1974) [10 QB's with 400+ yard game]

1.	666	Matt Soltes at LIU Post (R-FR).....	2012
2.	616	Matt Soltes vs. Shippensburg	2015
3.	597	Damian Poalucci at Mansfield	1996
4.	552	J. Terwilliger at C.W. Post	2005
5.	545	Damian Poalucci vs. Cheyney	1996
6.	544	Ray Wagner at Kutztown	2011
7.	542	Matt Soltes vs. Bloomsburg	2013
		Damian Poalucci at New Haven.....	1996
9.	536	Matt Soltes vs. Lock Haven	2013
10.	532	Matt Soltes at Edinboro	2014
11.	527	Matt Soltes at Shippensburg	2014
12.	512	Damian Poalucci at Bloomsburg.....	1996
		James Franklin vs. SCSU	1994
14.	501	J. Terwilliger vs. Bloomsburg (R-FR) ..	2003
15.	497	Ray Wagner vs. C.W. Post	2011
16.	483	Damian Poalucci vs. SCSU	1996
17.	481	Matt Soltes vs. Clarion	2013
18.	471	Matt Marshall at Kutztown.....	2009
		J. Terwilliger vs. Bloomsburg	2005
20.	467	Matt Soltes at LIU Post	2014
21.	463	Matt Soltes at Mercyhurst (R-FR) ..	2012
22.	461	Matt Soltes vs. Gannon	2015
23.	459	J. Terwilliger vs. SCSU (NCAA)	2005
24.	445	Matt Soltes vs. Edinboro	2015
25.	439	J. Terwilliger vs. California	2006
26.	435	Matt Soltes at Cheyney	2015
		Tim Roken at Clarion	2008
		Damian Poalucci vs. AIC	1995
29.	429	Matt Soltes at Lock Haven	2015
30.	426	Matt Marshall vs. Kutztown	2010
		Jeremy Palm vs. Edinboro	2002
32.	424	Tim Roken vs. Shippensburg	2008
33.	422	J. Terwilliger vs. Millersville	2004
34.	421	J. Terwilliger vs. Mansfield (R-FR) ..	2003
		James Franklin at Bloomsburg	1994
36.	420	J. Terwilliger vs. Edinboro (NCAA) ..	2004
		Andy Baranek at Millersville	1982
38.	419	Matt Soltes at Cheyney	2013
		J. Terwilliger vs. C.W. Post (NCAA) ..	2005
40.	412	Damian Poalucci at Elon	1997
41.	409	J. Terwilliger vs. Cheyney	2004
42.	408	J. Terwilliger vs. West Chester	2004
43.	401	Bret Comp vs. Shippensburg (NCAA) ..	1991

400 Yard Games, Career

14	Matt Soltes	2012-15
11	Jimmy Terwilliger	2003-06
7	Damian Poalucci	1994-97
2	Wagner, Marshall, Roken, Franklin	
1	Palm, Comp, Baranek	

300 Yard Games, Career

29	Jimmy Terwilliger	2003-06
24	Matt Soltes	2012-15
13	Damian Poalucci	1994-97
8	Matt Marshall	2007-10
	James Franklin	1991-94
6	Ray Wagner	2008-11
5	Jeremy Palm	1998-02
4	Tim Roken	2007-08
	Andy Baranek	1982-84
3	Bret Comp	1989-92

300 Yard Games, Season

9	Jimmy Terwilliger	2004, 2005
7	Damian Poalucci	1996
6	Matt Soltes	2012 (R-FR), 2013, 2014, 2015
	Ray Wagner (2011), Jimmy Terwilliger (2006)	

300 Yard Games, Consecutive

8	Jimmy Terwilliger	2004-05
5	Matt Soltes	2014
(4)	Matt Soltes (R-FR)	2012

Single Season (2,500 yds)

1.	4,960	Jimmy Terwilliger	2005
2.	4,292	Jimmy Terwilliger	2004
3.	4,110	Matt Soltes	2015
4.	3,883	Damian Poalucci	1996
5.	3,716	Matt Soltes	2013
6.	3,470	Jimmy Terwilliger	2006
7.	3,377	Ray Wagner	2011
8.	3,342	Jimmy Terwilliger (R-FR)	2003
9.	3,251	Matt Marshall	2009
10.	3,158	Matt Soltes (R-FR)	2012
11.	3,129	James Franklin	1994
12.	3,054	Matt Soltes	2014
13.	2,815	Matt Marshall	2010
14.	2,635	Damian Poalucci	1997

Season - Per Game

1.	388.3	Damian Poalucci	1996
2.	381.8	Matt Soltes	2014
3.	373.6	Matt Soltes	2015
4.	357.6	Jimmy Terwilliger	2004
5.	354.3	Jimmy Terwilliger	2005
6.	337.8	Matt Soltes	2013
7.	315.8	Matt Soltes (R-FR)	2012
8.	315.5	Jimmy Terwilliger	2006
9.	312.9	James Franklin	1994
10.	307.0	Ray Wagner	2011
11.	303.8	Jimmy Terwilliger (R-FR)	2003
12.	270.9	Matt Marshall	2009
13.	269.0	Tim Roken	2007
14.	265.9	Bill Dukett	1969

Career

1.	16,064	Jimmy Terwilliger	2003-06
2.	14,038	Matt Soltes	2012-15
3.	8,569	Damian Poalucci	1994-97
4.	7,057	Matt Marshall	2007-10
5.	6,854	Jeremy Palm	1998-02
6.	6,774	Bret Comp	1989-92
7.	5,764	James Franklin	1991-94
8.	5,302	Bill Dukett	1967-69
9.	5,228	Andy Baranek	1982-84
10.	4,268	Mike Terwilliger	1974-77

Career - Per Game

1.	351.0	Matt Soltes	2012-15
2.	334.7	Jimmy Terwilliger	2003-06

300 Passing Yards, 100 Rushing Yards

314 - 115	Matt Soltes at Lock Haven	2015
416 - 111	Matt Soltes at Shippensburg	2014
535 - 131	Matt Soltes at LIU Post (R-FR) ..	2012
344 - 115	J. Terwilliger vs. SCSU (NCAA) ..	2005
319 - 101	J. Terwilliger vs. Edinboro (NCAA) ..	2004
376 - 125	J. Terwilliger vs. Bloom (R-FR) ..	2003
362 - 150	James Franklin vs. SCSU	1994

Most Offensive Plays

Single Game (Plays, Yards)

78	616	Matt Soltes vs. Shippensburg	2015
72	333	James Franklin vs. Millersville	1994
71	542	Damian Poalucci at New Haven	1996
	512	James Franklin vs. SCSU	1994
68	376	Matt Soltes at Shippensburg	2013
67	527	Matt Soltes at Shippensburg	2014
66	426	Matt Marshall vs. Kutztown	2010

Total Plays - Single Season

1.	564	Matt Soltes	2015
2.	551	Jimmy Terwilliger	2005
3.	546	James Franklin	1994
4.	505	Damian Poalucci	1996

Season - Per Game

1.	54.6	James Franklin	1994
2.	51.3	Matt Soltes	2015
3.	50.5	Damian Poalucci	1996

CAREER TOTAL OFFENSE

Year	Plays	Pass Yds	Rush Yds	Total
1. Jimmy Terwilliger				
2003	441	2,987	355	3,342
2004	459	3,826	466	4,292
2005	551	4,571	389	4,960
2006	451	2,966	504	3,470
Totals	1,902	14,350	1,714	16,064

2. Matt Soltes

2012	377	2,622	536	3,158
2013	447	3,244	472	3,716
2014	376	2,778	276	3,054
2015	564	3,900	210	4,110
Totals	1,764	12,544	1,494	14,038

3. Damian Poalucci

1994	15	51	-10	41
1995	398	2,041	-31	2,010
1996	505	3,831	112	3,883
1997	447	2,731	-96	2,635
Totals	1,365	8,654	-85	8,569

4. Matt Marshall

2007	4	15	-4	11
2008	117	937	43	980
2009	471	2,938	313	3,251
2010	441	2,513	302	2,815
Totals	1,033	6,403	654	7,057

5. Jeremy Palm

1998	23	41	28	69
1999	236	1,402	9	1,411
2000	186	824	151	975
2001	329	1,924	94	2,018
2002	342	2,200	181	2,381
Totals	1,116	6,391	463	6,854

6. Bret Comp

1989	94	401	25	426
1990	309	1,860	-57	1,803
1991	409	2,434	16	2,450
1992	418	1,966	129	2,095
Totals	1,230	6,661	113	6,774

7. James Franklin

1991	38	145	69	214
1992	24	44	70	114
1993	388	1,912	395	2,307
1994	546	2,586	543	3,129
Totals	996	4,687	1,077	5,764

8. Bill Dukett

1967	234	1,302	-12	1,290
1968	303	1,811	74	1,885
1969	324	2,084	43	2,127
Totals	861	5,197	105	5,302

9. Andy Baranek

1982	389	2,067	-42	2,025
1983	215	1,171	-39	1,132
1984	361	2,295	-224	2,071
Totals	905	5,553	-305	5,228

10. Mike Terwilliger

1974	132	531	75	606
1975	248	1,233	198	1,431
1976	234	1,185	136	1,321
1977	197	850	60	910
Totals	811	3,799	469	4,268

PASSING RECORDS

Yards

Single Game (10 QB's with 400+ yard game)

1.	616	Damian Poalucci at Mansfield . . .	1996
2.	594	Matt Soltes vs. Shippensburg . . .	2015
3.	546	Jimmy Terwilliger at C.W. Post . . .	2005
4.	535	Matt Soltes at LIU Post (R-FR) . . .	2012
5.	527	Damian Poalucci at New Haven . . .	1996
6.	522	Ray Wagner at Kutztown	2011
7.	503	Ray Wagner vs. C.W. Post	2011
8.	502	Matt Soltes at Edinboro	2014
9.	494	Damian Poalucci vs. Cheyney	1996
10.	493	Damian Poalucci at Bloomsburg . . .	1996
11.	476	Matt Soltes vs. Bloomsburg	2013
12.	472	Damian Poalucci vs. SCSU	1996
13.	462	Matt Soltes vs. Lock Haven	2013
14.	452	Andy Baranek at Millersville	1982
15.	444	Matt Soltes vs. Clarion	2013
16.	438	Matt Soltes vs. Edinboro	2015
17.	435	Matt Soltes vs. Gannon	2015
18.	432	Bill Dukett vs. Edinboro	1968
19.	430	Matt Marshall at Kutztown	2009
20.	429	Damian Poalucci vs. AIC	1995
21.	427	Bret Comp vs. Ship (NCAA)	1991
22.	420	Tim Roken at Clarion	2008
23.	419	Matt Soltes at Cheyney	2015
24.	416	Matt Soltes at Shippensburg	2014
25.	414	Tim Roken vs. Shippensburg	2008
26.	412	Jimmy Terwilliger at Bloomsburg . .	2006
27.	406	Damian Poalucci at Elon	1997
28.	405	Will Burch at Bloomsburg	1998

Quarter (since 2002)

250	2nd	Jimmy Terwilliger vs. Cheyney . . .	2004
237	2nd	Ray Wagner vs. C.W. Post	2011
233	2nd	Matt Soltes vs. Lock Haven	2013
230	3rd	Jimmy Terwilliger at C.W. Post . . .	2005
[1st Quarter]			
181		Tim Roken at Clarion	2008
[4th Quarter]			
187		J. Terwilliger vs. Bloomsburg	2003

Half (all-time)

375	1st	Ray Wagner vs. Pace	2011
357	1st	Matt Soltes vs. Clarion	2013
355	2nd	Damian Poalucci at Mansfield . . .	1996
353	1st	Ray Wagner vs. C.W. Post	2011
353	1st	Jimmy Terwilliger vs. Cheyney . . .	2004

Consecutive Games

1,110	Poalluci (494 Cheyney, 616 Mansfield) . .	1996
-------	---	------

3 Games

1,422	Wagner (397 - 522 - 503)	2011
-------	------------------------------------	------

4 Games

1,753	Poalucci (494 - 616 - 150 - 493)	1996
-------	--	------

5 Games

2,010	Poalucci (305 - 368 - 227 - 494 - 616) . . .	1996
-------	--	------

2 Players with 100+ Yards Passing, Game

DiGiorgio (347), Campbell (121) . . vs. Lock Haven, 2016
 Daniels (131), Soltes (114) vs. Shippensburg, 2012
 Daniels (182), Wagner (172) vs. Millersville, 2011
 Marshall (258), Roken (150) at Millersville, 2008
 Terwilliger (195), DeLuise (104) . . . vs. Cheyney, 2004
 Taylor (150), Comp (113) at Kutztown, 1989

Single Season (2,500 yds)

1.	4,571	Jimmy Terwilliger	2005
2.	3,900	Matt Soltes	2015
3.	3,831	Damian Poalucci	1996
4.	3,826	Jimmy Terwilliger	2004
5.	3,244	Matt Soltes	2013
6.	3,226	Ray Wagner	2011
7.	2,987	Jimmy Terwilliger (R-FR)	2003
8.	2,966	Jimmy Terwilliger	2006
9.	2,938	Matt Marshall	2009
10.	2,778	Matt Soltes	2014
11.	2,731	Damian Poalucci	1997
12.	2,622	Matt Soltes (R-FR)	2012
13.	2,586	James Franklin	1994
14.	2,513	Matt Marshall	2010

Career

1.	14,350	Jimmy Terwilliger	2003-06
2.	12,544	Matt Soltes	2012-15
3.	8,654	Damian Poalucci	1994-97
4.	6,661	Bret Comp	1989-92
5.	6,403	Matt Marshall	2007-10
6.	6,391	Jeremy Palm	1998-02
7.	5,533	Andy Baranek	1982-84
8.	5,197	Bill Dukett	1967-69
9.	4,687	James Franklin	1991-94
10.	3,933	Tim Roken	2007-08

Season - per game (250+)

1.	383.1	Damian Poalucci	1996
2.	354.5	Matt Soltes	2015
3.	347.2	Matt Soltes	2014
4.	326.5	Jimmy Terwilliger	2005
5.	318.8	Jimmy Terwilliger	2004
6.	294.1	Matt Soltes	2013
7.	293.3	Ray Wagner	2011
8.	273.1	Damian Poalucci	1997
9.	271.5	Jimmy Terwilliger (R-FR)	2003
10.	269.6	Jimmy Terwilliger	2006
11.	266.2	Matt Soltes (R-FR)	2012
12.	258.6	James Franklin	1994

Freshman Records

Passing Yards, Game

1.	535	Matt Soltes at LIU Post	2012
2.	394	Matt Soltes at Mercyhurst	2012
3.	380	J. Terwilliger vs. Mansfield	2003
4.	376	J. Terwilliger vs. Bloomsburg	2003
5.	366	J. Terwilliger vs. West Chester . . .	2003

Passing Yards, Season

1.	2,987	Jimmy Terwilliger	2003
2.	2,622	Matt Soltes	2012
3.	531	Mike Terwilliger	1974
4.	401	Bret Comp	1989

Passing Yards, First Career Start (since 1974)

429	Damian Poalucci vs. AIC (25-39, 4 TD)	1995
375	Ray Wagner vs. Pace (13-20, 6 TD)	2011
314	Matt Marshall vs. Cheyney (17-26, 3 TD)	2008
281	Will Burch vs. West Chester (15-28, 2 TD) . . .	1998
260	Tim Roken at Lock Haven (17-31, 4 TD)	2007
256	*Matt Soltes at Clarion (17-32, 1 TD)	2012
251	*J. Terwilliger vs. Lenoir-Rhyne (14-18, 4 TD) .	2003
247	Tim DiGiorgio at Bloomsburg (22-39, 1 TD) . .	2016
234	James Franklin at Kutztown (15-25, 3 TD) . .	1993
220	Charlie Diskin vs. Montclair (19-26, 1 TD) . .	1983

* Redshirt Freshman

500 Yards Passing

Consecutive

2	Ray Wagner	2011
---	----------------------	------

Single Season

2	Ray Wagner	2011
	Damian Poalucci	1996

Career

3	Matt Soltes	2012-15
2	Ray Wagner	2008-11
	Damian Poalucci	1994-97
1	Jimmy Terwilliger	2003-06

400 Yards Passing

Consecutive

2	Matt Soltes	2015
	Ray Wagner (both 500+)	2011
	Tim Roken	2008
	Damian Poalucci	(2x) 1996

Single Season

5	Damian Poalucci	1996
4	Matt Soltes	2015
3	Matt Soltes	2013

Career

10	Matt Soltes	2012-15
7	Damian Poalucci	1994-97
2	Ray Wagner	2008-11
	Tim Roken	2007-08
	Jimmy Terwilliger	2003-06

300 Yards Passing

Consecutive

8	Jimmy Terwilliger	2004-05
6	Matt Soltes	2015
3	Matt Soltes	2013
	Ray Wagner	2011
	Jimmy Terwilliger (R-FR 2003)	2003, 2005

Single Season

9	Jimmy Terwilliger	2004, 2005
8	Matt Soltes	2015
7	Damian Poalucci	1996
5	Matt Soltes	2013
	Ray Wagner	2011
	Damian Poalucci	1997

Career

26	Jimmy Terwilliger	2003-06
22	Matt Soltes	2012-15
14	Damian Poalucci	1994-97
8	Matt Marshall	2007-10
5	Ray Wagner	2008-11
	Jeremy Palm	1998-02
4	Tim Roken	2007-08
	James Franklin	1991-94
	Bret Comp	1989-92
	Andy Baranek	1982-84

PASSING RECORDS

Touchdown Passes

Single Game (33 games with 5+ by 9 QB's)

1.	9	Matt Soltes vs. Shippensburg	2015
		Jimmy Terwilliger at C.W. Post	2005
3.	8	Jimmy Terwilliger vs. Kutztown	2006
4.	7	Matt Soltes at Cheyney	2015
		Damian Poalucci (3x)	1996
		(vs. Mansfield, vs. Cheyney, vs. SCSU)	
8.	6	Matt Soltes at Edinboro	2014
		Matt Soltes vs. Millersville	2013
		Ray Wagner vs. Pace	2011
		Damian Poalucci vs. New Haven	1996
12.	5	Matt Soltes	9 times
		Matt Marshall at Pace	2010
		Tim Roken at Clarion	2008
		Jimmy Terwilliger	6 times
		Jeremy Palm	2 times
		Will Burch vs. Bloomsburg	1998
		Damian Poalucci vs. Bloomsburg	1996
		Steve Mummaw vs. Kutztown	1970

Single Game, Freshman

1.	5	Soltes (at LIU Post, at Mercyhurst)	2012
		J. Terwilliger vs. Mansfield	2003

Quarter

1.	4	Ray Wagner vs. Pace (2nd)	2011
		J. Terwilliger at C.W. Post (3rd)	2005
		J. Terwilliger vs. Cheyney (2nd)	2004
		D. Poalucci vs. Cheyney (3rd)	1996

Half

1.	6	Ray Wagner vs. Pace (1st)	2011
2.	5	Matt Soltes at Cheyney (1st)	2015
		Matt Soltes vs. Millersville (1st)	2015
		Matt Soltes vs. Cheyney (1st)	2014
		Matt Soltes vs. Millersville (1st)	2013
		J. Terwilliger vs. Kutztown (1st)	2006
		J. Terwilliger at Bentley (1st)	2005
		J. Terwilliger at C.W. Post (2nd)	2005
		Jeremy Palm vs. Cheyney (1st)	2001

2 Players with 2+ TD Passes, Game

T. DiGiorgio (3), B. Campbell (2) . . vs. Lock Haven, 2016
M. Marshall (2), T. Roken (2) at Millersville, 2008
J. Terwilliger (2), J. DeLuise (2) at Mansfield, 2006
A. Baranek (2), R. Gentilella (2) vs. Mansfield, 1983

3 Players with TD Pass, Game

DiGiorgio (1), Campbell (1), Healy (1) . vs. Cheyney, 2016
Marshall (2), Roken (2), Shuman (1) . . at Millersville, 2008

Single Season

1.	50	Jimmy Terwilliger	2005
2.	41	Matt Soltes	2015
3.	40	Damian Poalucci	1996
4.	35	Jimmy Terwilliger	2006
5.	34	Matt Soltes	2013
6.	33	Jimmy Terwilliger	2004
7.	30	Matt Soltes	2014
		Jimmy Terwilliger (R-FR)	2003
9.	26	Matt Marshall	2010
		Matt Marshall	2009

Career

1.	148	Jimmy Terwilliger	2003-06
2.	126	Matt Soltes	2012-15
3.	69	Damian Poalucci	1994-97
4.	62	Jeremy Palm	1998-02
5.	61	Matt Marshall	2007-10
6.	50	Bret Comp	1989-92
7.	45	Bill Dukett	1967-69
8.	41	Andy Baranek	1982-84
9.	36	James Franklin	1991-94
10.	33	Mike Terwilliger	1974-77

Consecutive Games with TD Pass

(since 1969)

39	Jimmy Terwilliger	2003-06
23	Matt Marshall	2008-10
18	Matt Soltes	2012-13
14	Bret Comp	1991-92
11	Tim Roken	2007-08

Games with 2+ TD Passes

Consecutive

14	Jimmy Terwilliger	2004-05
9	Matt Marshall	2009-10
	Jimmy Terwilliger	2003-04
6	Jimmy Terwilliger	2005

Single Season

13	Jimmy Terwilliger	2005
11	Jimmy Terwilliger	2004
10	Jimmy Terwilliger (R-FR)	2003

Career

42	Jimmy Terwilliger	2003-06
26	Matt Soltes	2012-15
20	Matt Marshall	2007-10
16	Damian Poalucci	1994-97
	Andy Baranek	1982-84

Consecutive Games with 4+ TD Passes

5	Matt Soltes	2014, 2015
	Jimmy Terwilliger	2005

Games with 5+ TD Passes

Consecutive

5	Matt Soltes	2015
2	Matt Sotes	2014
	Damian Poalucci	(2x) 1996

Career

13	Matt Soltes	2012-15
8	Jimmy Terwilliger	2003-06
5	Damian Poalucci	1994-97

Consecutive Games with 6+ TD Passes

2	Matt Soltes	2015
	Damian Poalucci	(2x) 1996

Consecutive Games with 7+ TD Passes

2	Matt Soltes	2015
	Damian Poalucci	1996

Non-QB with TD Pass

2016	Robert Healy vs. Cheyney (also ran for 3 TD)	(6 yds to Tommy House)
2015	Jon Schnaars at West Chester (also caught TD)	(66 yds to Joe Welk)
2008	Sam Shuman at Millersville	(16 yds to Drew Stem)
1991	Doug Leonzi vs. Mansfield	(23 yds to Bret Comp)
1988	Rick Sterner vs. Kutztown	(43 yds to Dennis Mailhot)
1985	Mike Augustin at Edinboro	(17 yds to Dave Kelliher)
1984	Ernie Siegrist vs. Kutztown	(57 yds to Tim Bishop)
1982	Dell Walker vs. C.W. Post (also ran for 2 TD)	(49 yds to Bobby Manez)
1978	Jim Villani at Clarion (PSAC)	(32 yds to Bill Seidel)
1977	Frank Bell vs. Mansfield	(69 yds to Jamie Meier)
1976	Pete Radocha vs. Cortland	(56 yds to Tom Palubinski)
1976	Pete Radocha at Shippensburg	(28 yds to Dennis Gorman)
1975	Pete Radocha vs. Montclair (also ran for TD)	(10 yds to Grey Seamans)
1975	Pete Radocha vs. Mansfield (also ran, caught TD)	(12 yds to Tom Palubinski)

Throw, Catch, Run for TD

1975	Pete Radocha vs. Mansfield	12 yd pass to Tom Palubinski
		10 yd catch from Mike Terwilliger
		2 yd run

Punter Completed Pass (longest plays)

76	Michael Kramer to Marc Newell . at New Haven, 1996
31	Joey Pingitore vs. Bloomsburg, 1982
30	Ed Detwiler vs. SCSU, 1990
30	Bob Boyd to Steve Reese at Millersville, 1974

Kicker Completed Pass

2	J.D. Stern vs. Millersville, 1999
14	Ed Detwiler vs. Buffalo, 1991
17	Mike Augustin to Dave Kelliher (TD) . at Edinboro, 1985

QB Caught Pass

15	Tim Roken from Brant Quick vs. IUP, 2007
3	Jeremy Palm from John Jeffries . vs. Kutztown, 2002
23	Bret Comp from Doug Leonzi (TD) . vs. Mansfield, 1992
7	Andy Baranek from Dell Walker . . . at Cheyney, 1983
26	Brian Marshall from Sam Granteed . at Bloomsburg, 1981
9	Joe Swiderek from Dell Walker . at Bloomsburg, 1981

PASSING RECORDS

Passing Efficiency

Single Game (min. 10 attempts)

1.	321.5	Ray Wagner vs. Pace	2011
2.	294.6	Barry Kennedy at Clarion (PSAC)	1978
3.	286.1	Jimmy Terwilliger at C.W. Post	2005
4.	278.7	Matt Soltes vs. Cheyney	2014
5.	270.9	Jeremy Palm vs. Cheyney	2001
6.	268.2	Terwilliger vs. Lenoir-Rhyne (R-FR)*	2003

(* 1st career game)

Single Season

1.	186.1	Jimmy Terwilliger	2005
2.	174.1	Jimmy Terwilliger	2004
3.	167.1	Matt Soltes	2013
4.	165.5	Matt Soltes	2014
5.	165.5	Jimmy Terwilliger	2006
6.	163.3	Damian Poalucci	1996
7.	157.5	Matt Soltes (R-FR)	2012
8.	153.6	Jimmy Terwilliger (R-FR)	2003
9.	150.3	Matt Marshall	2009
10.	147.7	Matt Soltes	2015

Career

1.	170.7	Jimmy Terwilliger	2003-06
2.	158.2	Matt Soltes	2012-15
3.	146.8	Matt Marshall	2007-10
4.	132.8	Damian Poalucci	1994-97
5.	128.6	Tim Roken	2007-08
6.	128.4	Ray Wagner	2008-11
7.	124.1	Bill Dukett	1967-69
8.	121.8	Andy Baranek	1982-84
9.	118.5	Bruce Campbell	2014-16
10.	115.6	Bret Comp	1989-92
11.	110.9	Mike Terwilliger	1974-77

Completion Percentage

Single Game (min. 15 completions)

85.3	Matt Soltes vs. Clarion (29-34)	2013
81.1	Soltes vs. West Chester (30-37) (R-FR)	2012
81.0	Tom Taylor at SCSU (17-21)	1989
79.3	Matt Marshall vs. Clarion (23-29)	2009
77.8	J. Terwilliger vs. Bloom (28-36) (R-FR)	2003
77.8	Andy Baranek at West Chester (21-27)	1984

Most Passes without Incompletion, Game

6-6	Joe DeLuise at Mansfield	2006
-----	------------------------------------	------

Single Season (60%)

1.	64.2	Jimmy Terwilliger (222-346)	2006
2.	61.8	Jimmy Terwilliger (262-424)	2005
3.	61.7	Andy Baranek (179-290)	1984
4.	61.3	Jimmy Terwilliger (222-362)	2004
5.	61.1	Matt Marshall (214-350)	2010
6.	60.9	Matt Soltes (171-281) (R-FR)	2012
7.	60.4	Matt Soltes (212-351)	2013
	60.4	Matt Marshall (206-341)	2009
9.	60.0	Matt Soltes (180-300)	2014

Career (50%)

1.	61.2	Jimmy Terwilliger (906-1,481)	2003-06
2.	60.3	Matt Marshall (471-781)	2007-10
3.	59.2	Matt Soltes (840-1,418)	2012-15
4.	55.5	Andy Baranek (429-773)	1982-84
5.	53.5	Steve Mummaw (260-486)	1969-71
6.	53.4	Ray Wagner (245-459)	2008-11
7.	53.2	Bill Dukett (390-733)	1967-69
8.	52.9	Tim Roken (281-531)	2007-08
9.	52.1	Damian Poalucci (556-1,067)	1994-97
10.	51.6	Charlie Diskin (178-345)	1983-85
11.	50.7	Bret Comp (485-956)	1989-92

Completions

Single Game

1.	40	Matt Soltes vs. Shippensburg	2015
2.	38	Steve Mummaw at Lafayette	1970
3.	37	Matt Marshall vs. Kutztown	2010
4.	36	Tim DiGiorgio vs. Lock Haven	2016
		Damian Poalucci at New Haven	1996
6.	35	J. Terwilliger at Bloomsburg	2006
7.	34	Matt Soltes vs. Gannon	2015
	34	Andy Baranek at Lafayette	1984
9.	33	Matt Soltes at Shippensburg	2014
10.	32	Matt Soltes vs. Bloomsburg	2013
11.	31	Matt Soltes at Edinboro	2014
		Tim Roken vs. Shippensburg	2008
13.	30	M. Soltes vs. West Chester (R-FR)	2012
		Ray Wagner at Kutztown	2011
		Matt Marshall vs. West Chester	2010
		Damian Poalucci at Bloomsburg	1996

Single Season

1.	277	Matt Soltes	2015
2.	262	Jimmy Terwilliger	2005
3.	222	Jimmy Terwilliger	2006
		Jimmy Terwilliger	2004
5.	214	Matt Marshall	2010
		Damian Poalucci	1996
7.	212	Matt Soltes	2013
8.	211	Ray Wagner	2011
9.	206	Matt Marshall	2009
10.	200	Jimmy Terwilliger (R-FR)	2003

Career

1.	906	Jimmy Terwilliger	2003-06
2.	840	Matt Soltes	2012-15
3.	556	Damian Poalucci	1994-97
4.	485	Bret Comp	1989-92
5.	471	Matt Marshall	2007-10
6.	429	Andy Baranek	1982-84
7.	426	Jeremy Palm	1998-02
8.	390	Bill Dukett	1967-69
9.	322	James Franklin	1991-94
10.	281	Tim Roken	2007-08

Attempts

Single Game

1.	70	Matt Soltes vs. Shippensburg	2015
2.	60	Tim DiGiorgio vs. Lock Haven	2016
3.	59	Tim Roken vs. Shippensburg	2008
4.	58	Damian Poalucci at New Haven	1996
5.	57	Matt Marshall vs. Kutztown	2010
		Jeremy Palm vs. Millersville	1999
		Steve Mummaw at Lafayette	1970
		Matt Soltes at Shippensburg	2014
8.	54	Matt Soltes vs. Gannon	2015
9.	53	Ray Wagner vs. Bloomsburg	2011
10.	52	Damian Poalucci at Bloomsburg	1996
12.	51	Bruce Campbell vs. West Chester	2014
		Ray Wagner at IUP	2011
		J. Terwilliger vs. WC (R-FR)	2003
		James Franklin vs. Millersville	1994
		Andy Baranek at Bloomsburg	1984
17.	50	Ray Wagner at Kutztown	2011

2 Players with 20+ Attempts

Nate Daniels (9-20-131), Matt Soltes (8-20-114)	
vs. Shippensburg, 2012	
Charlie Diskin (11-20-112), Andy Baranek (3-22-51)	
at Lehigh, 1983	

4 Players with 5+ Attempts

Will Burch (3-7-16), Drew Baumgardner (2-6-47),	
Geoff Brobst (2-6-20), Jeremy Palm (0-5-0)	
at New Hampshire, 1998	

Single Season

1.	486	Matt Soltes	2015
2.	424	Jimmy Terwilliger	2005
3.	396	Ray Wagner	2011
4.	393	Damian Poalucci	1996
5.	364	James Franklin	1994
6.	362	Jimmy Terwilliger	2004
7.	351	Matt Soltes	2013
	351	Damian Poalucci	1997
9.	350	Matt Marshall	2010
10.	349	Jimmy Terwilliger (R-FR)	2003

Career

1.	1,481	Jimmy Terwilliger	2003-06
2.	1,418	Matt Soltes	2012-15
3.	1,067	Damian Poalucci	1994-97
4.	956	Bret Comp	1989-92
5.	913	Jeremy Palm	1998-02
6.	781	Matt Marshall	2007-10
7.	773	Andy Baranek	1982-84
8.	733	Bill Dukett	1967-69
9.	663	James Franklin	1991-94
10.	534	Mike Terwilliger	1974-77

Most Passes without an Interception, Game

37-57	Matt Marshall vs. Kutztown	2010
21-49	Jeremy Palm vs. Edinboro	2002
23-48	Matt Soltes at Kutztown	2015
24-47	J. Terwilliger at Grand Valley (NCAA)	2005
31-45	Matt Soltes at Edinboro	2014

Consecutive Passes without an Interception

211	Matt Soltes	2013
170	Jimmy Terwilliger	2005-06
137	Matt Soltes	2015
136	Jimmy Terwilliger (R-FR)	2003
121	Damian Poalucci	1997
119	Jeremy Palm	2001-02

300-YARD PASSING GAMES (SINCE 1974)

2016		
Yds.	Player, Opponent	C-A, TD-Int
309	Bruce Campbell vs. IUP	23-38, 3-2
347	Tim DiGiorgio vs. Lock Haven	36-60, 3-2
2015		
347	Matt Soltes vs. LIU Post	21-44, 0-1
438	Matt Soltes vs. Edinboro	21-31, 5-1
314	Matt Soltes at Lock Haven	25-46, 5-1
594	Matt Soltes vs. Shippensburg	40-70, 9-2
419	Matt Soltes at Cheyney	28-37, 7-0
306	Matt Soltes vs. Millersville	22-36, 5-0
322	Matt Soltes at Kutztown	23-48, 1-0
435	Matt Soltes vs. Gannon	34-53, 5-1
2014		
384	Matt Soltes at LIU Post	19-34, 4-1
502	Matt Soltes at Edinboro	31-45, 6-0
301	Matt Soltes vs. Lock Haven	21-32, 4-2
416	Matt Soltes at Shippensburg	33-54, 4-1
354	Matt Soltes at Millersville	24-39, 5-1
375	Bruce Campbell at Gannon	22-36, 2-1
2013		
387	Matt Soltes at Cheyney	19-33, 3-0
444	Matt Soltes vs. Clarion	29-34, 4-0
476	Matt Soltes vs. Bloomsburg	32-48, 5-2
305	Matt Soltes at Kutztown	23-36, 3-0
462	Matt Soltes vs. Lock Haven	18-28, 4-0
2012		
355	Nate Daniels vs. Lock Haven	17-26, 4-0
366	Matt Soltes vs. W. Chester (R-FR)	30-37, 3-1
363	Matt Soltes vs. Kutztown (R-FR)	28-40, 3-0
535	Matt Soltes at LIU Post (R-FR)	26-42, 5-3
394	Matt Soltes at Mercyhurst	24-42, 5-3
2011		
375	Ray Wagner vs. Pace	13-20, 6-0
323	Ray Wagner at IUP	26-51, 0-2
397	Ray Wagner vs. Bloomsburg	27-52, 2-2
522	Ray Wagner at Kutztown	30-50, 2-3
503	Ray Wagner vs. C.W. Post	24-40, 3-5
2010		
337	Matt Marshall at Pace	22-33, 5-1
302	Matt Marshall vs. West Chester	30-44, 3-2
382	Matt Marshall vs. Kutztown	37-57, 4-0
2009		
316	Matt Marshall vs. Clarion	23-29, 3-1
430	Matt Marshall at Kutztown	29-42, 2-1
301	Matt Marshall vs. Edinboro (NCAA)	15-26, 2-1
2008		
420	Tim Roken at Clarion	24-33, 5-0
414	Tim Roken vs. Shippensburg	31-59, 1-4
314	Matt Marshall vs. Cheyney	17-26, 3-1
343	Tim Roken at C.W. Post	19-30, 2-1
365	Matt Marshall at Slippery Rock	22-38, 4-2
2007		
312	Tim Roken at Kutztown	25-43, 2-1
2006		
343	Jimmy Terwilliger vs. Lock Haven	17-26, 5-0
389	Jimmy Terwilliger vs. California	29-43, 4-3
412	Jimmy Terwilliger at Bloomsburg	35-48, 5-1
327	Jimmy Terwilliger vs. Kutztown	18-27, 8-0
2005		
325	Jimmy Terwilliger at Bentley	18-28, 5-1
317	Jimmy Terwilliger vs. Edinboro	14-32, 2-1
546	Jimmy Terwilliger at C.W. Post	20-32, 9-2
396	Jimmy Terwilliger vs. Bloomsburg	26-46, 1-2
347	Jimmy Terwilliger at Clarion	15-20, 2-1
343	Jimmy Terwilliger at Cheyney	19-27, 4-0
334	Jimmy Terwilliger vs. Mansfield	14-23, 4-0
344	Jimmy Terwilliger vs. SCSU (NCAA)	20-28, 4-0
384	Jimmy Terwilliger vs. C.W. Post (NCAA)	19-25, 5-0

2004	
342	Jimmy Terwilliger at Lenoir-Rhyne
371	Jimmy Terwilliger at Edinboro
394	Jimmy Terwilliger vs. Millersville
328	Jimmy Terwilliger at Bloomsburg
328	Jimmy Terwilliger vs. W. Chester
395	Jimmy Terwilliger vs. Cheyney
373	Jimmy Terwilliger at Mansfield
319	Jimmy Terwilliger vs. Edinboro (NCAA)
309	Jimmy Terwilliger vs. W. Chester (NCAA)
2003	
376	Jimmy Terwilliger vs. Bloomsburg (R-FR)
380	Jimmy Terwilliger vs. Mansfield (R-FR)
366	Jimmy Terwilliger vs. W. Chester (R-FR)
300	Jimmy Terwilliger at Millersville (R-FR)
2002	
368	Jeremy Palm vs. Shepherd
379	Jeremy Palm vs. Edinboro
329	Jeremy Palm at Shippensburg
1999	
386	Jeremy Palm vs. Millersville
361	Jeremy Palm at Mansfield
1998	
405	Will Burch at Bloomsburg
364	Will Burch at Millersville
1997	
406	Damian Poalucci at Elon
306	Damian Poalucci vs. Slippery Rock
390	Damian Poalucci vs. West Chester
313	Damian Poalucci at IUP
321	Damian Poalucci vs. Bloomsburg
1996	
527	Damian Poalucci at New Haven
472	Damian Poalucci vs. SCSU
305	Damian Poalucci vs. Kutztown
368	Damian Poalucci vs. West Chester
494	Damian Poalucci vs. Cheyney
616	Damian Poalucci at Mansfield
493	Damian Poalucci at Bloomsburg
1995	
429	Damian Poalucci vs. AIC
349	Damian Poalucci vs. Bloomsburg
1994	
362	James Franklin vs. SCSU
371	James Franklin at West Chester
334	James Franklin at Bloomsburg
1993	
329	James Franklin vs. AIC
1992	
363	Bret Comp at AIC
1991	
314	Bret Comp at Shippensburg
427	Bret Comp vs. Shippensburg (NCAA)
1990	
339	Bret Comp vs. Kutztown
1985	
356	Ray Gentilella vs. Mansfield
1984	
397	Andy Baranek at West Chester
395	Andy Baranek at Lafayette
1982	
452	Andy Baranek at Millersville

300-Yard Passer, 100-Yard Rusher	
2016	vs. IUP (Campbell 309, Robert Healy 157)
2015	at Lock Haven (Soltes 314 + 115)
2014	vs. Lock Haven (Soltes 301, Robert Healy 117) at Shippensburg (Soltes 416 + 111) at Millersville (Soltes 354, Robert Healy 117) at Gannon (Campbell 375, Robert Healy 112)
2013	vs. Clarion (Soltes 444, Robert Healy 132) at Kutztown (Soltes 305, Robert Healy 146) at LIU Post (Soltes 535 + 131)
2011	vs. Pace (Wagner 375, Kendrick Williams 101)
2007	at Kutztown (Roken 312, Joe Partridge 105)
2006	vs. Kutztown (Terwilliger 327, Matt Brunetti 106)
2005	at Clarion (Terwilliger 347, Derek Lucas 157) vs. SCSU (NCAA) (Terwilliger 344 + 115, Derek Lucas 218) vs. CWP (NCAA) (Terwilliger 384, Derek Lucas 103)
2004	vs. Millersville (Terwilliger 394, Derek Lucas 158) at Mansfield (Terwilliger 373, Maurice Stallings 130) vs. Edinboro (NCAA) (Terwilliger 319 + 101)
2003	vs. Bloomsburg (Terwilliger 376 + 125) at Millersville (Terwilliger 300, Greg Vaughn 116)
1997	vs. West Chester (Poalucci 390, Stewart Ford 110) at IUP (Poalucci 313, Stewart Ford 140)
1996	at Bloomsburg (Poalucci 493, Joe Pawloski 117)
1995	vs. AIC (Poalucci 429, Orlando Williams 106)
1994	vs. SCSU (Franklin 362 + 150)
1993	vs. AIC (Franklin 329, Ramon Leak 129)

RECEIVING RECORDS

Yards

Single Game

1.	254	Evan Prall vs. Lock Haven	2006
2.	239	Jordan Hallman vs. C.W. Post	2011
3.	236	Brett Witmer at New Haven	1996
4.	230	Robert Bleiler vs. Lock Haven	2013
	230	John Kotarsky at Mansfield	1999
6.	222	Gerard Wendowski vs. Ship	2015
	222	Jon Schnaars vs. Gannon	2015
8.	221	Jordan Hallman vs. Millersville	2015
9.	218	Jon Schnaars vs. Ship	2015
10.	216	Mike Mancuso at Mansfield	1996
11.	215	Jamie Meier at Bloomsburg	1979
12.	213	Mike Mancuso vs. Cheyney	1996
13.	211	Mike Mancuso at Elon	1997
14.	210	Mike Mancuso vs. SCSU	1996
15.	209	Evan Prall vs. Mansfield	2005
16.	207	Evan Prall at C.W. Post	2005
17.	206	Ed Csencsits vs. Edinboro	1968
18.	202	Brett Witmer at Bloomsburg	1997
19.	200	Jon Schnaars vs. Edinboro	2015

First Career Game

1.	101	Paul Bandholz at SCSU [TE] (FR)	1989
----	-----	---------------------------------	------

Quarter

193	3rd	Mike Mancuso vs. Cheyney	1996
172	2nd	Robert Bleiler vs. Pace	2011

Half

193	2nd	Mike Mancuso vs. Cheyney	1996
191	1st	Jordan Hallman vs. C.W. Post	2011
173	1st	Evan Prall vs. Lock Haven	2006
172	1st	Robert Bleiler vs. Pace	2011

Consecutive Games

460	Hallman (239 CW Post, 221 Millersville)	2011
-----	---	------

3 Games

587	Mancuso (213 - 216 - 158)	1996
-----	-------------------------------------	------

4 Games

672	Prall (254 - 126 - 186 - 106)	2006
-----	---	------

5 Games

781	Prall (254 - 126 - 186 - 106 - 109)	2006
-----	---	------

6 Players with 50+ Yards Receiving

2012	at LIU Post
	(Schnaars 124, Hallman 104, Reed 90, Bleiler 62, Tippet 62, Jones 58)

5 Players with 50+ Yards Receiving

2013	vs. Bloomsburg
	(Bleiler 130, Wendowski 111, Jones 82, Schnaars 60, Healy 53)
2003	vs. Mansfield
	(Schneider 87, Carfagno 84, Jeffries 73, Prall 72, Strenfel 64)
1996	at Mansfield
	(Mancuso 216, Witmer 154, Killian 88, Pollock 73, Pawloski 58)

Single Season

1.	1,766	Evan Prall	2005
2.	1,610	Jon Schnaars	2015
3.	1,388	Tim Strenfel	2004
4.	1,199	Robert Bleiler	2013
5.	1,194	Mike Mancuso	1996
6.	1,189	Tim Strenfel	2005
7.	1,174	Evan Prall	2006
8.	1,040	Brett Witmer	1997
9.	1,010	Jason Killian	1996
10.	981	Mike Mancuso	1997

Career

1.	4,093	Evan Prall	2003-06
2.	3,696	Tim Strenfel	2002-05
3.	3,447	Jon Schnaars	2012-15
4.	2,820	Dusty Reed	2010-12, 14
5.	2,710	Mike Mancuso	1994-97
6.	2,614	Robert Bleiler	2010-13
7.	2,556	Brett Witmer	1994-97
8.	2,425	Anthony Carfagno [RB]	2002-05
9.	2,224	John Kotarsky	1998-01
10.	2,146	Tim Bishop	1982-85
11.	2,109	Ed Kiser	2008-10
12.	2,043	Sam Shuman	2006-09
13.	1,986	Jordan Hallman	2009-12
14.	1,964	Dennis McWhite	1992-95
15.	1,915	Robert Healy [RB]	2013-16
16.	1,901	Jeff Giglio	2007-10
17.	1,894	Scott Benoit	1980-83
18.	1,829	John Jeffries	2000-03
19.	1,808	Doug Ogden	2005-08
20.	1,730	Ernie Siegrist [TE]	1980-82, 84
21.	1,722	Jason Killian	1993-96
		Dennis Mailhot	1987-90
23.	1,603	Paul Bandholz [TE]	1989-92
24.	1,535	Doug Leonzi	1989-92
25.	1,512	Jake Hlavac	1990-93

Yards Per Game

Single Season

1.	146.4	Jon Schnaars (1,610 in 11)	2015
2.	126.1	Evan Prall (1,766 in 14)	2005
3.	119.4	Mike Mancuso (1,194 in 10)	1996
4.	115.7	Tim Strenfel (1,388 in 12)	2004
5.	110.7	John Kotarsky (775 in 7)	2001
6.	109.0	Robert Bleiler (1,199 in 11)	2013
7.	106.7	Evan Prall (1,174 in 11)	2006
8.	104.0	Brett Witmer (1,040 in 10)	1997
9.	101.0	Jason Killian (1,010 in 10)	1996
10.	98.1	Mike Mancuso (981 in 10)	1997

Career

1.	85.3	Evan Prall	2003-06
2.	82.1	Tim Strenfel	2002-05
3.	80.2	Jon Schnaars	2012-15
4.	70.5	Dusty Reed	2010-12, 14
5.	68.8	Robert Bleiler	2010-13
6.	67.8	Mike Mancuso	1994-97
7.	63.9	Brett Witmer	1994-97

CAREER RECEIVING YARDS

Year	Rec	Yards	Avg	TDs
------	-----	-------	-----	-----

1. Evan Prall

2003	20	321	16.0	3
2004	52	832	16.0	7
2005	88	1,766	20.1	23
2006	76	1,174	15.4	17
Totals	236	4,093	17.3	50

2. Tim Strenfel

2002	15	364	24.3	3
2003	48	755	15.7	6
2004	69	1,388	20.1	11
2005	61	1,189	19.5	14
Totals	193	3,696	19.1	34

3. Jon Schnaars

2012	16	312	19.5	1
2013	51	718	14.1	8
2014	58	807	13.9	14
2015	114	1,610	14.1	22
Total	239	3,447	14.4	45

4. Dusty Reed

2010	31	377	12.2	6
2011	62	929	15.0	7
2012	50	787	15.7	5
2014	40	727	18.2	6
Totals	183	2,820	15.4	24

5. Mike Mancuso

1994	22	305	13.9	1
1995	19	230	12.1	1
1996	56	1,194	21.3	16
1997	56	981	17.5	9
Totals	153	2,710	17.7	27

6. Robert Bleiler

2010	12	147	12.2	0
2011	33	659	20.0	4
2012	37	608	16.4	4
2013	71	1,199	16.9	12
Totals	153	2,613	17.1	20

7. Brett Witmer

1994	22	296	13.5	0
1995	25	329	13.2	1
1996	57	891	15.6	9
1997	63	1,040	16.5	6
Totals	167	2,556	15.3	16

8. Anthony Carfagno

2002	32	484	15.1	5
2003	42	550	13.1	9
2004	45	707	15.7	4
2005	53	684	12.9	9
Totals	172	2,425	14.1	27

9. John Kotarsky

1998	13	161	12.4	0
1999	34	564	16.6	4
2000	45	724	16.1	4
2001	37	775	20.9	9
Totals	129	2,224	17.2	17

10. Tim Bishop

1982	1	14	14.0	0
1983	18	546	34.3	6
1984	52	810	14.5	9
1985	56	776	13.9	3
Totals	127	2,146	16.9	18

RECEIVING RECORDS

Receptions

Single Game

1.	20	Jon Schnaars vs. Shippensburg . . .	2015
2.	16	Jon Schnaars vs. Gannon	2015
3.	14	Jon Schnaars at Shippensburg . . .	2014
		Evan Prall vs. California	2006
		John Kotarsky at Mansfield	1999
		Brett Witmer at Bloomsburg	1997
7.	13	Tim Wilson vs. Lock Haven	2016
		Dusty Reed vs. West Chester	2012
		Brett Witmer at New Haven	1996
		Ed Csencsits vs. Edinboro	1968
10.	12	Jason Klush at Cheyney	1998
		Ken Kopetchny at Bloomsburg	1990
		Scott Benoit at Bloomsburg	1983
		Scott Benoit vs. Mansfield	1983
		Bob Lester at Lafayette [RB]	1970
15.	11	Jon Schnaars at Cheyney	2015
		Dusty Reed vs. Shippensburg	2012
		Ed Kiser at Kutztown	2009
		John Jeffries at Millersville	2003
		Dennis McWhite vs. AIC	1995
		Joe Rovnan vs. Mansfield	1985
		Ernie Siegrist at Millersville [TE]	1982
22.	10	Javier Buffalo vs. Lock Haven [FR]	2016
		Gerard Wendowski vs. Shippensburg	2015
		Jon Schnaars at Kutztown	2015
		Jon Schnaars at West Chester	2015
		Dusty Reed vs. West Chester	2014
		Evan Prall at Millersville	2006
		Sam Shuman at Bloomsburg [R-FR]	2006
		Tim Strenfel at Edinboro	2004
		John Kotarsky vs. Millersville	2000
		Brett Witmer vs. Slippery Rock	1997
		Brett Witmer at Mansfield	1996
		Mike Mancuso vs. Millersville	1994
		Doug Leonzi at Shippensburg	1991
		Tim Bishop vs. Kutztown	1985

3 Players with 8+ Receptions, Game

2015	vs. Shippensburg
	Schnaars (20), Wendowski (10), Healy (9)

2 Players with 8+ Receptions, Game

2016	vs. Lock Haven (Wilson 13, Buffalo 10)
2014	at Edinboro (Reed 9, Healy 8)
2013	vs. Clarion (Schnaars 9, Bleiler 8)
2006	at Bloomsburg (Shuman 10, Prall 9)
2004	at Edinboro (Strenfel 10, Prall 8)
1996	at Mansfield (Witmer 10, Mancuso 9)
1994	vs. Millersville (Mancuso 10, McWhite 9)
1991	at Shippensburg (Leonzi 10, Hlavac 8)
1984	at Bloomsburg (Bishop 9, Siegrist 8)
1984	at Lafayette (Siegrist 9, Sobeski 9)
1982	at Millersville (Siegrist 11, Benoit 8)

Most Receptions, 2 Players

30	2016 vs. Shippensburg
	(Schnaars 20, Wendowski 10)
23	2016 vs. Lock Haven
	(Wilson 13, Buffalo 10)
21	2014 at Shippensburg
	(Schnaars 14, Healy 7)

5 Players with 5+ Receptions, Game

2010	vs. Kutztown
	(Kiser 7, Giglio 7, Deery 5, Reed 5, Williams 5)
2008	vs. Shippensburg
	(Ogden 8, Giglio 6, Shuman 6, Kiser 5, Stem 5)

Single Season

1.	114	Jon Schnaars	2015
2.	88	Evan Prall	2005
3.	76	Evan Prall	2006
4.	74	Scott Benoit	1983
5.	71	Robert Bleiler	2013
6.	69	Tim Strenfel	2004
7.	63	Brett Witmer	1997
8.	62	Dusty Reed	2011
	62	Dennis McWhite	1994
10.	61	Tim Strenfel	2005
11.	60	Ernie Siegrist [TE]	1984

Games with 10+ Receptions, Season

1.	5	Jon Schnaars	2015
2.	2	Dusty Reed	2012
		Evan Prall	2006
		Brett Witmer	1996, 1997
		Scott Benoit	1983

Career

1.	239	Jon Schnaars	2012-15
2.	236	Evan Prall	2003-06
3.	193	Tim Strenfel	2002-05
4.	183	Dusty Reed	2010-12, 14
5.	172	Anthony Carfagno [RB]	2002-05
6.	167	Brett Witmer	1994-97
7.	153	Robert Bleiler	2010-13
		Mike Mancuso	1994-97
9.	149	Scott Benoit	1980-83
10.	143	Robert Healy [RB]	2013-16
11.	131	Sam Shuman	2006-09
12.	130	John Jeffries	2000-03
		Dennis McWhite	1992-95
14.	129	John Kotarsky	1998-01
15.	127	Tim Bishop	1983-86
16.	124	Ed Kiser	2008-10
17.	122	Ernie Siegrist [TE]	1980-82, 84
18.	117	Jeff Giglio	2007-10
		Doug Ogden	2005-08
20.	113	Paul Bandholz [TE]	1989-92
21.	107	Jake Hlavac	1990-93
22.	105	Jordan Hallman	2009-12
23.	104	Doug Leonzi	1989-92
24.	101	Joe Rovnan	1983-85

Games with 10+ Receptions, Career

1.	6	Jon Schnaars	2012-15
2.	4	Brett Witmer	1994-97
3.	3	Dusty Reed	2010-12, 14

Most Players with Reception, Game

11	2010 at Bloomsburg
	2005 at Bentley
10	2012 at Millersville
	2011 at IUP
	2010 at Pace
	2010 vs. Kutztown
	1983 vs. Mansfield

Consecutive Games with Reception

1.	34	Ed Kiser	2008-10
2.	33	Jon Schnaars	2013-15
3.	32	Robert Healy [RB]	2013-16
		Doug Ogden	2005-08
5.	31	Anthony Carfagno [RB]	2003-05
6.	29	Evan Prall	2004-06
7.	27	Tim Strenfel	2002-04
		Joe Rovnan	1983-85
--.	22	Paul Bandholz [TE]	1989-91

Consecutive Games with:

5+ Receptions

12	Jon Schnaars	(all 11 in 2015) 2014-15
7	Robert Bleiler	2013
	Evan Prall	2005

7+ Receptions

10	Jon Schnaars	(last 10) 2015
5	Dusty Reed	2011

8+ Reception

6	Jon Schnaars	2015
3	Dusty Reed	2011

9+ Receptions

6	Jon Schnaars	2015
---	------------------------	------

10+ Receptions

2	Jon Schnaars	(2x) 2015
---	------------------------	-----------

Freshman Records

Receiving Yards, Game

1.	138	Anthony Carfagno vs. Edinboro	2002
2.	126	Tim Strenfel at Shippensburg	2002
3.	124	Jon Schnaars at LIU Post	2012
4.	114	Anthony Carfagno vs. Shepherd	2002
5.	113	Larry Harrison vs. West Chester	1998

Receptions, Game

1.	10	Javier Buffalo vs. Lock Haven	2016
		Sam Shuman at Bloomsburg	2006

Receiving Yards, Season

1.	494	Larry Harrison	1998
2.	484	Anthony Carfagno	2002
3.	472	Sam Shuman	2006
4.	377	Dusty Reed	2010

Receptions, Season (30+)

1.	32	Anthony Carfagno	2002
2.	31	Dusty Reed	2010
		Sam Shuman	2006

Sophomore Records

Receiving Yards, Season

1.	929	Dusty Reed	2011
2.	832	Evan Prall	2004
3.	755	Tim Strenfel	2003
4.	718	Jon Schnaars	2013

Receptions, Season

1.	62	Dusty Reed	2011
2.	52	Evan Prall	2004
3.	51	Jon Schnaars	2013

Receiving Yards Through Sophomore Year

1.	1,306	Dusty Reed	2010-11
2.	1,153	Evan Prall	2003-04
3.	1,119	Tim Strenfel	2002-03

Receptions Through Sophomore Year

1.	93	Dusty Reed	2010-11
2.	74	Anthony Carfagno	2002-03
3.	72	Evan Prall	2003-04

Receiving TDs Through Sophomore Year

1.	14	Anthony Carfagno	2002-03
2.	13	Dusty Reed	2010-11
3.	10	Evan Prall	2003-04

RECEIVING RECORDS

Touchdowns

Single Game

1.	7	Jon Schnaars vs. Shippensburg . . .	2015
2.	5	Evan Prall vs. Kutztown.	2006
3.	4	Jon Schnaars vs. Gannon	2015
		Dusty Reed at Edinboro.	2014
		Evan Prall vs. Lock Haven.	2006
		Jason Klush at Bloomsburg	1998
		Brett Witmer at New Haven	1996
		Joe Rovnan vs. Mansfield	1985
		Glenn Gottshalk vs. Bloomsburg .	1970
		Glenn Gottshalk vs. Kutztown. . .	1970

Consecutive Games with TD (since 1974)

1.	14	Evan Prall (every game)	2005
2.	7	Jon Schnaars	2015
		Jon Schnaars	2014
4.	5	Steven Jones [TE]	2014
		Evan Prall	2006
		Tim Strenfel	2004
		Jason Klush	1998
		Mike Mancuso	1997

Single Season

1.	23	Evan Prall	2005
2.	22	Jon Schnaars	2015
3.	17	Evan Prall	2006
4.	16	Mike Mancuso	1996
5.	14	Jon Schnaars	2014
		Tim Strenfel	2005
7.	12	Robert Bleiler.	2013
		Jason Klush	1998
		Ken Kopetchny.	1990
10.	11	Tim Strenfel	2004
		Jason Killian.	1996
12.	10	Jeff Giglio	2008
		Tom Palubinski	1976
		Glenn Gottshalk	1970

Career

1.	50	Evan Prall	2003-06
2.	45	Jon Schnaars	2012-15
3.	34	Tim Strenfel	2002-05
4.	27	Anthony Carfagno [RB]	2002-05
		Mike Mancuso	1994-97
6.	24	Dusty Reed	2010-12, 14
7.	21	Jason Klush	1996-99
8.	20	Steven Jones [TE]	2011-14
		Robert Bleiler.	2010-13
		Doug Ogden	2005-08

Games with 2+ TD, Career

1.	10	Jon Schnaars	2012-15
		Evan Prall	2003-06
3.	7	Tim Strenfel	2002-05
		Mike Mancuso	1994-97
5.	6	Robert Bleiler.	2010-13
		Anthony Carfagno	2002-05

3 Players with 2+ TD, Game

2005	at C.W. Post (Carfagno 3, Prall 3, Strenfel 3)
------	--

2 Players with 2+ TD, Game

2015	vs. Shippensburg (Schnaars 7, Wendowski 2)
2015	at Cheyney (Schnaars 3, Welk 2)
2015	vs. Millersville (Schnaars 2, Wendowski 2)
2013	vs. Bloomsburg (Bleiler 2, Schnaars 2)
2013	vs. Millersville (Schnaars 3, Bleiler 2)
2011	vs. Pace (Bleiler 2, Reed 2)
2005	at Bentley (Carfagno 2, Prall 2)
2005	at Cheyney (Prall 2, Strenfel 2)
2005	vs. SCSU (NCAA) (Prall 3, Strenfel 2)
2005	vs. C.W. Post (NCAA) (Prall 2, Strenfel 2)
2003	vs. Mansfield (Carfagno 2, Strenfel 2)
2000	at Clarion (Harrison 2, Kotarsky 2)
1996	vs. SCSU (Killian 3, Mancuso 3)
1996	at West Chester (Killian 2, Witmer 2)
1996	vs. Cheyney (Mancuso 3, Witmer 2)
1996	at Mansfield (Mancuso 3, Pollock 2)
1996	at Bloomsburg (Mancuso 3, Killian 2)

5 Players with 1 Receiving TD, Game

2012	at Mercyhurst (Hallman, Bleiler, K. Williams, Jones, Deery)
2011	vs. Pace (Bleiler 2, Reed 2, Hallman, Jones, W. Williams)
2010	at Pace (Giglio, Kiser, Klebon, B. Ogden, Reed)
2006	at Bloomsburg (Brunetti, Lindsay, Prall, Reider, Shuman)
2004	vs. Millersville (Carfagno, Culver, Fedorka, Prall, Strenfel)
1996	vs. Cheyney (Mancuso 3, Witmer 2, Killian, Klush, Pawloski)
1978	at Clarion (PSAC) (Bell, Jones, Seidel, Snyder, Villani)

Yards per Catch

Season (min. 20 catches or 500 yards)

1.	30.3	Tim Bishop (18-546).	1983
2.	25.1	Ben Culver (20-502).	2004
3.	24.7	Larry Harrison (20-494) (R-FR) . .	1998
4.	24.4	Jordan Hallman (35-854)	2011
5.	22.7	Tom Palubinski (33-750)	1976
6.	22.4	Dennis Mailhot (22-492)	1989
7.	21.3	Mike Mancuso (56-1,194)	1996
8.	21.2	Doug Ogden (39-825)	2008
9.	21.1	Joe Welk (20-423)	2014
10.	20.9	John Kotarsky (37-775)	2001

Career (min. 50 catches or 1,000 yards)

1.	23.6	Larry Harrison (43-1,013)	1998-01
2.	20.5	Tom Palubinski (66-1,353)	1975-77
3.	19.6	Dennis Mailhot (88-1,722)	1987-90
4.	19.1	Tim Strenfel (193-3,696)	2002-05
5.	18.9	Jordan Hallman (105-1,986) . . .	2009-12
6.	17.9	Jason Killian (96-1,722)	1993-96
7.	17.7	Mike Mancuso (153-2,710)	1994-97
8.	17.4	Joe Welk (64-1,111)	2012-15
9.	17.3	Evan Prall (236-4,093)	2003-06
10.	17.2	John Kotarsky (129-2,224)	1998-01

100-YARD RECEIVING GAMES (SINCE 1974)

2016			2009			2003		
117	Robert Healy vs. IUP [RB]	7	140	Jeff Giglio at Gannon	7	140	Anthony Carfagno vs. Lenoir-Rhyne [RB]	7
109	Tim Wilson vs. IUP	6	148	Jeff Giglio vs. Clarion	7	118	John Jeffries at Clarion	5
110	Tim Wilson at Shippensburg	2	116	Jeff Giglio at Shippensburg	6	128	Tim Strenfel at Edinboro	7
105	Tim Wilson at Millersville	2	177	Ed Kiser at Kutztown	11	118	Anthony Carfagno vs. Bloomsburg [RB]	7
111	Tim Wilson vs. West Chester	6	103	Kendrick Williams at Kutztown [FR] [RB]	4	117	John Jeffries vs. Bloomsburg	7
146	Tim Wilson vs. Lock Haven	13	106	Bryan Ogden vs. Millersville [FR]	4	124	Tim Strenfel vs. West Chester	9
2015 (13)			102	Jordan Hallman vs. Slippery Rock (R-FR)	5	177	John Jeffries at Millersville	11
121	Robert Healy vs. LIU Post [RB]	7	121	Ed Kiser vs. Edinboro (NCAA)	5	2002		
120	Jon Schnaars vs. LIU Post	6	2008			107	John Jeffries at Mansfield	7
128	Jon Schnaars at Slippery Rock	7	141	Sam Shuman at Clarion	9	140	John Jeffries vs. Shepherd	8
200	Jon Schnaars vs. Edinboro	9	132	Drew Stem at Clarion	7	114	A. Carfagno vs. Shepherd (R-FR) [RB]	7
222	Gerard Wendowski vs. Shippensburg	10	163	Doug Ogden vs. Shippensburg	8	138	A. Carfagno vs. Edinboro (R-FR) [RB]	6
218	Jon Schnaars vs. Shippensburg	20	111	Sam Shuman vs. Shippensburg	6	126	Tim Strenfel at Shippensburg (FR)	4
133	Robert Healy vs. Shippensburg [RB]	9	194	Doug Ogden at C.W. Post	8	2001		
148	Jon Schnaars at Cheyney	11	139	Jeff Giglio at Millersville	5	167	John Kotarsky vs. Clarion	5
127	Jon Schnaars vs. Millersville	9	111	Ed Kiser at Millersville	2	120	Craig Mahon at Millersville	8
110	Gerard Wendowski vs. Millersville	6	162	Jeff Giglio at Slippery Rock	8	127	John Kotarsky at Shippensburg	7
147	Jon Schnaars at Kutztown	10	2007			174	John Kotarsky vs. Cheyney	6
125	Jon Schnaars vs. Bloomsburg	7	112	Jeff Giglio at Kutztown (R-FR)	7	122	John Kotarsky at Mansfield	10
222	Jon Schnaars vs. Gannon	16	106	Sam Shuman at Kutztown	6	109	John Kotarsky vs. Edinboro	3
2014 (12)			2006			2000		
126	Dusty Reed at LIU Post	4	254	Evan Prall vs. Lock Haven	9	102	John Kotarsky at Clarion	5
103	Robert Healy at LIU Post [RB]	4	126	Evan Prall at IUP	4	117	John Kotarsky vs. Millersville	10
101	Steven Jones vs. Slippery Rock [TE]	4	186	Evan Prall vs. California	14	140	John Kotarsky vs. Mansfield	4
170	Dusty Reed at Edinboro	9	106	Evan Prall at Mansfield	7	1999		
107	Jon Schnaars at Edinboro	7	109	Evan Prall at Millersville	10	114	Jason Klush at Shepherd	8
152	Jon Schnaars at Shippensburg	14	112	Sam Shuman at Bloomsburg (R-FR)	10	119	Mike Patrick vs. Millersville	5
129	Joe Welk at Shippensburg	5	118	Doug Ogden vs. Kutztown	5	230	John Kotarsky at Mansfield	14
115	Robert Healy at Millersville [RB]	7	101	Evan Prall vs. Kutztown	7	1998		
108	Jon Schnaars at Millersville	8	2005 (18)			113	Larry Harrison vs. West Chester (R-FR)	3
152	Dusty Reed vs. West Chester	10	118	Evan Prall at Bentley	4	187	Jason Klush at Cheyney	12
145	Dusty Reed at Gannon	8	172	Evan Prall vs. Edinboro	8	126	Jason Klush at Bloomsburg	6
119	Jon Schnaars at Gannon	5	207	Evan Prall at C.W. Post	4	112	Larry Harrison at Millersville (R-FR)	4
2013			149	Tim Strenfel at C.W. Post	5	106	Larry Harrison vs. Mansfield (R-FR)	3
115	Robert Bleiler at Shippensburg	9	115	Anthony Carfagno at C.W. Post [RB]	6	1997		
154	Robert Bleiler at Cheyney	7	145	Evan Prall vs. Bloomsburg	9	211	Mike Mancuso at Elon	8
144	Steven Jones at Cheyney [TE]	4	148	Evan Prall at Clarion	5	152	Brett Witmer vs. Slippery Rock	10
130	Robert Bleiler vs. Clarion	8	115	Tim Strenfel at Clarion	3	126	Mike Mancuso vs. Slippery Rock	6
124	Jon Schnaars vs. Clarion	9	136	Evan Prall vs. Kutztown	8	184	Brett Witmer at Kutztown	7
130	Robert Bleiler vs. Bloomsburg	8	108	Tim Strenfel vs. Kutztown	6	172	Mike Mancuso vs. West Chester	8
111	Gerard Wendowski vs. Bloomsburg	7	156	Tim Strenfel at Cheyney	4	168	Brett Witmer vs. West Chester	7
230	Robert Bleiler vs. Lock Haven	7	111	Evan Prall at Cheyney	9	126	Mike Mancuso at IUP	8
118	Jon Schnaars vs. Lock Haven	5	209	Evan Prall vs. Mansfield	6	110	Mike Mancuso vs. Mansfield	5
106	Robert Bleiler vs. Mercyhurst	8	135	Tim Strenfel vs. SCSU (NCAA)	8	202	Brett Witmer vs. Bloomsburg	14
2012			102	Evan Prall vs. SCSU (NCAA)	4	1996 (13)		
179	Jordan Hallman vs. Lock Haven	7	110	Evan Prall at Bloomsburg (NCAA)	6	236	Brett Witmer at New Haven	13
198	Dusty Reed vs. Shippensburg	11	121	Ben Culver vs. C.W. Post (NCAA)	4	111	Jason Killian at New Haven	7
113	Dusty Reed at Clarion	6	104	Evan Prall at Grand Valley (NCAA)	8	210	Mike Mancuso vs. SCSU	8
139	Dusty Reed vs. West Chester	13	2004 (15)			178	Jason Killian vs. SCSU	7
124	Jon Schnaars at LIU Post (R-FR)	5	139	Tim Strenfel at Lenoir-Rhyne	5	175	Jason Killian at West Chester	9
104	Jordan Hallman at LIU Post	4	173	Tim Strenfel at Edinboro	10	213	Mike Mancuso vs. Cheyney	7
137	Robert Bleiler at Mercyhurst	6	114	Evan Prall at Edinboro	8	100	Jason Killian vs. Cheyney	4
2011			100	Anthony Carfagno vs. C.W. Post [RB]	4	216	Mike Mancuso at Mansfield	9
172	Robert Bleiler vs. Pace	3	156	Tim Strenfel vs. Millersville	7	154	Brett Witmer at Mansfield	10
136	Dusty Reed vs. Pace	5	136	Evan Prall vs. Millersville	5	158	Mike Mancuso vs. Millersville	6
106	Dusty Reed vs. California	7	128	Ben Culver at Bloomsburg	5	140	Jason Killian at Bloomsburg	7
105	Dusty Reed at West Chester	5	142	Tim Strenfel at Kutztown	6	125	Brett Witmer at Bloomsburg	8
128	Jordan Hallman vs. Bloomsburg	4	158	Tim Strenfel vs. West Chester	8	119	Joe Pawloski at Bloomsburg [RB]	6
111	Ray Dominguez vs. Bloomsburg	7	129	Anthony Carfagno vs. Cheyney [RB]	4	1995		
153	Robert Bleiler at Kutztown	7	120	Tim Strenfel vs. Cheyney	2	176	Dennis McWhite vs. AIC	11
140	Wade Williams at Kutztown	4	167	Evan Prall at Mansfield	9	118	Jason Killian at Millersville	9
118	Dusty Reed at Kutztown	8	108	Anthony Carfagno at Mansfield [RB]	5	101	Dennis McWhite vs. Bloomsburg	3
239	Jordan Hallman vs. C.W. Post	5	101	Tim Strenfel vs. Edinboro (NCAA)	8	100	Jason Killian vs. Bloomsburg	3
221	Jordan Hallman vs. Millersville	8	114	Evan Prall vs. West Chester (NCAA)	4	1994		
2010						119	Dennis McWhite at Springfield	5
148	Ed Kiser at Millersville	6				108	Dennis McWhite vs. SCSU	6
133	Ed Kiser vs. Cheyney	4				128	Dennis McWhite at West Chester	9
133	Ed Kiser vs. Shippensburg	4				103	Dennis McWhite at Mansfield	8
109	Ed Kiser at Edinboro	9						

100-YARD RECEIVING GAMES (SINCE 1974)

1993		
106	Jake Hlavac at Kutztown	6
108	Jake Hlavac at Cheyney	7
119	Dennis McWhite vs. Mansfield	6
100	Dennis McWhite vs. AIC	5

1991		
140	Jake Hlavac at Lenoir-Rhyne	6
125	Doug Leonzi at SCSU	6
102	Paul Bandholz vs. Mansfield [TE]	7
116	Doug Leonzi vs. West Chester	9
127	Jake Hlavac at Shippensburg	8
125	Doug Leonzi at Shippensburg	10
121	Doug Leonzi vs. Buffalo	3
170	Doug Leonzi vs. Shippensburg (NCAA)	11

1990		
103	Ken Kopetchny vs. SCSU	9
196	Ken Kopetchny at Mansfield	9
116	Ken Kopetchny vs. Millersville	6
137	Dennis Mailhot at Bloomsburg	12
178	Dennis Mailhot vs. Kutztown	7
105	Dennis Mailhot vs. Shippensburg	9

1989		
101	Paul Bandholz at SCSU (FR) [TE]	7
188	Dennis Mailhot at Millersville	6

1988		
106	Dennis Mailhot vs. Kutztown	3
105	Dennis Mailhot vs. Lock Haven	5
132	Jim Kerins at CCSU	9

1986		
109	Jim Kerins vs. Clarion	4

1985		
113	Joe Rovnan at SCSU	6
133	Tim Bishop at Kutztown	10
109	Tim Bishop vs. West Chester	8
168	Joe Rovnan vs. Mansfield	11
133	Tim Bishop vs. Mansfield	7
103	Tim Bishop at Millersville	9

1984		
105	Joe Rovnan vs. SCSU	4
162	Tim Bishop vs. Kutztown	9
147	Tim Bishop at West Chester	5
128	Ernie Siegrist at West Chester [TE]	6
170	Ernie Siegrist vs. Edinboro [TE]	8
124	Tim Bishop at Mansfield	7
118	Joe Rovnan vs. Millersville	6
146	Joe Rovnan at Lafayette	6
108	Ernie Siegrist at Lafayette [TE]	9

1983		
171	Tim Bishop at Lafayette (FR)	3
151	Scott Benoit at SCSU	9
110	Tim Bishop at SCSU (FR)	3
146	Scott Benoit at Kutztown	9
133	Scott Benoit vs. Mansfield	12

1982		
100	Bobby Manez vs. C.W. Post	5
115	Bobby Manez vs. CCSU	7
192	Ernie Siegrist at Millersville [TE]	11
161	Scott Benoit at Millersville	8
142	Ernie Siegrist at Lehigh [TE]	5

1980		
100	Jack Brunner vs. C.W. Post	4

1979		
102	Jamie Meier at Cortland State	6
215	Jamie Meier at Bloomsburg	7

1978		
106	Frank Bell vs. Kutztown [RB]	3

1976		
120	Tom Palubinski vs. Cortland State	4
167	Tom Palubinski vs. Bloomsburg	6

1975		
119	Tom Palubinski at Kutztown	5
119	Grey Seamans at Cortland State	2

100-Yard Receiving Games

Consecutive		
1.	5	Jon Schnaars (765 yds) 2015
		Evan Prall (781 yds) 2006
3.	4	Ed Kiser (523 yds) 2010
		Evan Prall (532 yds) 2005
		John Kotarsky (532 yds) 2001
		Doug Leonzi (532 yds) 1991
7.	3	Jon Schnaars (484 yds) 2015
		Robert Bleiler (399 yds) 2013
		Jeff Giglio (404 yds) 2009
		Evan Prall (497, 429 yds) (2x) 2005
		Tim Strenfel (420 yds) 2004
		Brett Witmer (504 yds) 1997
		Mike Mancuso (587 yds) 1996
		Dennis McWhite (355 yds) 1994

Consecutive games to start season

1.	3	Jon Schnaars (484 yds) 2015
		Evan Prall (497 yds) 2005

Season

1.	11	Evan Prall 2005
2.	9	Jon Schnaars 2015
3.	7	Evan Prall 2006
		Tim Strenfel 2004
5.	6	Robert Bleiler 2013
6.	5	Tim Strenfel 2005
		John Kotarsky 2001
		Mike Mancuso 1997
		Jason Killian 1996
		Doug Leonzi 1991

Career

1.	22	Evan Prall 2003-06
2.	16	Jon Schnaars 2012-15
3.	15	Tim Strenfel 2002-05
4.	11	Dusty Reed 2010-12, 14
5.	9	Robert Bleiler 2010-13
		John Kotarsky 1998-01
		Mike Mancuso 1994-97
		Tim Bishop 1982-85
9.	8	Anthony Carfagno [RB] 2002-05
		Dennis McWhite 1992-95

Most Receiving Yards, Teammates

440	2015 vs. Ship (Wendowski 222, Schnaars 218)
388	1996 vs. SCSU (Mancuso 210, Killian 178)
370	1996 at Mansfield (Mancuso 216, Witmer 154)
356	2005 at C.W. Post (Prall 207, Strenfel 149)
353	1982 at Millersville (Siegrist 192, Benoit 161)
348	2013 vs. Lock Haven (Bleiler 230, Schnaars 118)
347	1996 at New Haven (Witmer 236, Killian 111)
340	1997 vs. West Chester (Mancuso 172, Witmer 168)
313	1996 vs. Cheyney (Mancuso 213, Killian 100)
308	2011 vs. Pace (Bleiler 172, Reed 136)
301	2015 vs. Gannon (Schnaars 222, Healy 79)

Two 200-Yard Receivers, Game

2015	vs. Shippensburg (Wendowski 222, Schnaars 218)
------	--

Three 100-Yard Receivers, Game

2015	vs. Shippensburg (Wendowski 222, Schnaars 218, Healy 133)
2011	at Kutztown (Bleiler 153, W. Williams 140, Reed 118)
2005	at C.W. Post (Prall 207, Strenfel 149, Carfagno 115)
1996	at Bloomsburg (Killian 140, Witmer 125, Pawloski 119)

Two 100-Yard Receivers, Game

2016	vs. IUP (Healy 117, Wilson 109)
2015	vs. LIU Post (Healy 121, Schnaars 120) at Cheyney (Schnaars 148, Wendowski 118) vs. Millersville (Schnaars 127, Wendowski 110)
2014	at LIU Post (Reed 126, Healy 103) at Edinboro (Reed 170, Schnaars 107) at Shippensburg (Schnaars 152, Welk 129) at Millersville (Healy 115, Schnaars 108) at Gannon (Reed 145, Schnaars 119)
2013	at Cheyney (Bleiler 154, Jones 144) vs. Clarion (Bleiler 130, Schnaars 124) vs. Bloomsburg (Bleiler 130, Wendowski 111) vs. Lock Haven (Bleiler 230, Schnaars 118)
2012	at LIU Post (Schnaars 124, Hallman 104)
2011	vs. Pace (Bleiler 172, Reed 136) vs. Bloomsburg (Hallman 128, Dominguez 111)
2009	at Kutztown (Kiser 177, Williams 103)
2008	at Clarion (Shuman 141, Stem 132) vs. Shippensburg (Ogden 163, Shuman 111) at Millersville (Giglio 139, Kiser 111)
2007	at Kutztown (Giglio 112, Shuman 106)
2006	vs. Kutztown (Ogden 118, Prall 101)
2005	at Clarion (Prall 148, Strenfel 115) vs. Kutztown (Prall 136, Strenfel 108) at Cheyney (Strenfel 156, Prall 111) vs. SCSU NCAA (Strenfel 135, Prall 102)
2004	at Edinboro (Strenfel 173, Prall 114) vs. Millersville (Strenfel 156, Prall 136) vs. Cheyney (Carfagno 129, Strenfel 120) at Mansfield (Prall 167, Carfagno 108)
2003	vs. Bloomsburg (Carfagno 118, Jeffries 107)
2002	vs. Shepherd (Carfagno 138, Jeffries 140)
1997	vs. Slippery Rock (Witmer 152, Mancuso 126) vs. West Chester (Mancuso 172, Witmer 168)
1996	at New Haven (Witmer 236, Killian 111) vs. SCSU (Mancuso 210, Killian 178) vs. Cheyney (Mancuso 213, Killian 100) at Mansfield (Mancuso 216, Witmer 154)
1995	vs. Bloomsburg (McWhite 101, Killian 100)
1991	at Shippensburg (Hlavac 127, Leonzi 125)
1985	vs. Mansfield (Rovnan 168, Bishop 133)
1984	at West Chester (Bishop 147, Siegrist 128) at Lafayette (Rovnan 146, Siegrist 108)
1983	at CCSU (Benoit 151, Bishop 110)
1982	at Millersville (Siegrist 192, Benoit 161)

Games listed above with 100-Yard Rusher

2016	vs. IUP (Robert Healy 157)
2014	at Shippensburg (Matt Soltes 111) at Millersville (Robert Healy 117) at Gannon (Robert Healy 112)
2013	vs. Clarion (Robert Healy 132)
2011	vs. Pace (Kendrick Williams 101)
2007	at Kutztown (Joe Partridge 105)
2006	vs. Kutztown (Matt Brunetti 106)
2005	at Clarion (Derek Lucas 157)
2004	vs. Millersville (Derek Lucas 158) at Mansfield (Maurice Stallings 130)
2003	vs. Bloomsburg (Jimmy Terwilliger 125)
1997	vs. West Chester (Stewart Ford 110)
1996	at Bloomsburg (Joe Pawloski 117)

NCAA PLAYOFF RECORDS

NCAA PLAYOFF HISTORY (4-4)

11-23-91	vs. Shippensburg	L 33-34 (OT)
11-20-04	vs. Edinboro	W 36-32
11-27-04	vs. West Chester	L 38-48
11-12-05	vs. SCSU	W 55-33
11-19-05	at Bloomsburg	W 52-39
11-26-05	vs. C.W. Post	W 55-28
12-3-05	at Grand Valley St.	L 20-55
11-14-09	vs. Edinboro	L 16-31

Passing

Pass Completions

29	Jimmy Terwilliger	2004 vs. Edinboro
26	Bret Comp	1991 vs. Shippensburg
24	Jimmy Terwilliger	2005 at Grand Valley St.
20	Jimmy Terwilliger	2005 vs. SCSU
19	Jimmy Terwilliger	2005 vs. C.W. Post
16	Jimmy Terwilliger	2005 at Bloomsburg
15	Jimmy Terwilliger	2004 vs. West Chester
	Matt Marshall	2009 vs. Edinboro

Pass Attempts

47	Jimmy Terwilliger	2005 at Grand Valley St.
44	Jimmy Terwilliger	2004 vs. Edinboro
39	Bret Comp	1991 vs. Shippensburg
28	Jimmy Terwilliger	2005 vs. SCSU
26	Matt Marshall	2009 vs. Edinboro
25	Jimmy Terwilliger	2004 vs. West Chester
	Jimmy Terwilliger	2005 at Bloomsburg
	Jimmy Terwilliger	2005 vs. C.W. Post

Pass Yards

427	Bret Comp	1991 vs. Shippensburg
384	Jimmy Terwilliger	2005 vs. C.W. Post
344	Jimmy Terwilliger	2005 vs. SCSU
319	Jimmy Terwilliger	2004 vs. Edinboro
309	Jimmy Terwilliger	2004 vs. West Chester
301	Matt Marshall	2009 vs. Edinboro
287	Jimmy Terwilliger	2005 at Grand Valley St.
224	Jimmy Terwilliger	2005 at Bloomsburg

Pass TD

5	Jimmy Terwilliger	2005 vs. SCSU
	Jimmy Terwilliger	2005 vs. C.W. Post
4	Jimmy Terwilliger	2004 vs. West Chester
	Jimmy Terwilliger	2005 at Bloomsburg
3	Bret Comp	1991 vs. Shippensburg
	Jimmy Terwilliger	2004 vs. Edinboro
2	Jimmy Terwilliger	2005 at Grand Valley St.
	Matt Marshall	2009 vs. Edinboro

Total Offense

459	Jimmy Terwilliger	2005 vs. SCSU
420	Jimmy Terwilliger	2004 vs. Edinboro
419	Jimmy Terwilliger	2005 vs. C.W. Post
401	Bret Comp	1991 vs. Shippensburg
391	Jimmy Terwilliger	2004 vs. West Chester
360	Matt Marshall	2009 vs. Edinboro
245	Jimmy Terwilliger	2005 at Grand Valley St.
233	Jimmy Terwilliger	2005 at Bloomsburg

Total Offensive Plays

62	Jimmy Terwilliger	2005 at Grand Valley St.
60	Jimmy Terwilliger	2004 vs. Edinboro
47	Bret Comp	1991 vs. Shippensburg
43	Matt Marshall	2009 vs. Edinboro
40	Jimmy Terwilliger	2004 vs. West Chester
38	Jimmy Terwilliger	2005 vs. SCSU
34	Jimmy Terwilliger	2005 at Bloomsburg
33	Jimmy Terwilliger	2005 vs. C.W. Post

Receiving

Receptions

11	Doug Leonzi	1991 vs. Shippensburg
8	Tim Strenfel	2004 vs. Edinboro
	Tim Strenfel	2005 vs. SCSU
	Evan Prall	2005 at Grand Valley St.
6	Evan Prall	2005 at Bloomsburg
	Tim Strenfel	2005 at Grand Valley St.

Receiving Yards

170	Doug Leonzi	1991 vs. Shippensburg
135	Tim Strenfel	2005 vs. SCSU
121	Ben Culver	2005 vs. C.W. Post
	Ed Kiser	2009 vs. Edinboro
114	Evan Prall	2004 vs. West Chester
110	Evan Prall	2005 at Bloomsburg
104	Evan Prall	2005 at Grand Valley St.
101	Tim Strenfel	2004 vs. Edinboro

Receiving TD

3	Evan Prall	2005 vs. SCSU
2	Doug Leonzi	1991 vs. Shippensburg
	Tim Strenfel	2005 vs. SCSU
	Evan Prall	2005 at Bloomsburg
	Evan Prall	2005 vs. C.W. Post
	Tim Strenfel	2005 vs. C.W. Post

Longest Pass Plays

80	Ed Kiser	2009 vs. Edinboro
77 (TD)	Evan Prall	2004 vs. West Chester
77 (TD)	Sam Shuman	2009 vs. Edinboro
54 (TD)	Carmine Duncan	1991 vs. Shippensburg
54 (TD)	Ben Culver	2005 vs. C.W. Post
48 (TD)	Evan Prall	2005 vs. SCSU
43	Ben Culver	2005 vs. C.W. Post
42	Evan Prall	2005 vs. C.W. Post
40 (TD)	Evan Prall	2005 at Bloomsburg

Rushing

Rushing Yards

218	Derek Lucas	2005 vs. SCSU
170	Anthony Carfagno	2005 at Bloomsburg
115	Jimmy Terwilliger	2005 vs. SCSU
103	Derek Lucas	2005 vs. C.W. Post
101	Jimmy Terwilliger	2004 vs. Edinboro
82	Jimmy Terwilliger	2004 vs. West Chester

Rushing Attempts

28	Derek Lucas	2005 vs. SCSU
19	Anthony Carfagno	2005 at Bloomsburg
17	Matt Marshall	2009 vs. Edinboro
16	Jimmy Terwilliger	2004 vs. Edinboro
15	Jimmy Terwilliger	2004 vs. West Chester
	Jimmy Terwilliger	2005 at Grand Valley St.
13	Derek Lucas	2005 vs. C.W. Post

Longest Rush Plays

47	Anthony Carfagno	2005 at Bloomsburg
38	Derek Lucas	2005 vs. C.W. Post
33	Derek Lucas	2005 vs. SCSU

Longest Scoring Plays

77	Prall (Terwilliger)	2004 vs. West Chester
	Shuman (Marshall)	2009 vs. Edinboro
54	Duncan (Comp)	1991 vs. Shippensburg
	Culver (Terwilliger)	2005 vs. C.W. Post
48	Prall (Terwilliger)	2005 vs. SCSU
40	Prall (Terwilliger)	2005 at Bloomsburg
38	Strenfel (Terwilliger)	2004 vs. West Chester
31	Strenfel (Terwilliger)	2004 vs. Edinboro

All-Purpose Yards

237	Evan Prall	2005 at Grand Valley St.
218	Derek Lucas	2005 vs. SCSU
200	Anthony Carfagno	2005 at Bloomsburg
188	Ed Kiser	2009 vs. Edinboro
170	Doug Leonzi	1991 vs. Shippensburg
162	Evan Prall	2004 vs. West Chester
149	Derek Lucas	2004 vs. West Chester
135	Tim Strenfel	2005 vs. SCSU
123	Evan Prall	2005 vs. SCSU
115	Derek Lucas	2005 vs. C.W. Post
110	Evan Prall	2005 at Bloomsburg
106	Evan Prall	2005 vs. C.W. Post
101	Tim Strenfel	2004 vs. Edinboro

Special Teams

Most Field Goals

2	Ed Detwiler	1991 vs. Shippensburg
	Mark Brubaker	2005 vs. C.W. Post

Longest Field Goals

48	Mark Brubaker	2005 vs. C.W. Post
43	Mark Brubaker	2005 at Bloomsburg
37	Ed Detwiler	1991 vs. Shippensburg

Kick Return Yards (returns)

133 (7)	Evan Prall	2005 at Grand Valley St.
66 (4)	Mike Macksoud	2005 vs. C.W. Post
64 (4)	Derek Lucas	2004 vs. West Chester
63 (2)	Ed Kiser	2009 vs. Edinboro
61 (3)	Mike Macksoud	2005 vs. SCSU
58 (3)	Ramon Leak	1991 vs. Shippensburg
52 (4)	Ben Culver	2005 at Bloomsburg

Longest Kick Returns

35	Mike Macksoud	2005 vs. SCSU
	Ed Kiser	2009 vs. Edinboro
34	Ramon Leak	1991 vs. Shippensburg

Punt Return Yards (returns)

43 (2)	Ben Culver	2004 vs. Edinboro
33 (2)	Ben Culver	2004 vs. West Chester

Longest Punt Returns

36	Ben Culver	2004 vs. Edinboro
33	Ben Culver	2004 vs. West Chester
24	Zach McDowell	2005 at Bloomsburg
18	Roger Straub	1991 vs. Shippensburg

Longest Punts

75	Ken Parrish	2004 vs. West Chester
49	Ken Parrish	2004 vs. Edinboro
48	Ken Parrish	2005 at Grand Valley St.
46	Ed Detwiler	1991 vs. Shippensburg
45	Ken Parrish	2005 at Bloomsburg

Defense

Tackles

17	Marc Scotti	1991 vs. Shippensburg
	Fred Rice	2005 vs. C.W. Post
14	Curtis Bunch	1991 at Shippensburg
13	Bobby Swift	1991 vs. Shippensburg
	Henry Breckenridge	2004 vs. West Chester
11	Mark Jackson	1991 vs. Shippensburg
	Henry Breckenridge	2004 vs. Edinboro
	Tyree Townes	2005 at Bloomsburg
	John Vetter	2005 at Bloomsburg
	Greg Thoman	2005 vs. C.W. Post
	Matt Freed	2009 vs. Edinboro

Sacks

2	Joe Ruedt	1991 vs. Shippensburg
---	-----------	-----------------------

Longest Interception Returns

54	Michael Wiggins	2004 vs. Edinboro
29 (TD)	Noel Nation	2005 vs. C.W. Post
29	Matt Crispell	2005 at Grand Valley St.

YARDS FROM SCRIMMAGE

Yards from Scrimmage

(Rushing plus Receiving)

Single Game (since 1974)

1.	292	Robert Healy at Mercyhurst	2016
2.	284	Joe Partridge at Cheyney	2007
3.	274	Robert Healy vs. IUP	2016
4.	267	Andre Myers vs. Mansfield	1998
5.	254	Evan Prall vs. Lock Haven	2006
6.	250	Andre Myers at Cheyney	1998
		Harold Strunk at Cortland State	1977
8.	247	Jim Snyder vs. Kutztown	1980
9.	240	Harold Strunk at Cheyney	1977
10.	239	Jordan Hallman vs. C.W. Post	2011
11.	236	Brett Witmer at New Haven	1996
		Joe Pawloski at Bloomsburg	1996
13.	232	Robert Healy at Millersville	2014
14.	230	Robert Bleiler vs. Lock Haven	2013
		John Kotarsky at Mansfield	1999
16.	226	Robert Healy at Ship (R-FR)	2013
17.	222	Gerard Wendowski vs. Ship	2015
		Jon Schnaars vs. Gannon	2015
		Zach Krise at Gannon	2009
		Stewart Ford at Cheyney (FR)	1997
21.	221	Jordan Hallman vs. Millersville	2011
22.	218	Jon Schnaars vs. Shippensburg	2015
		Derek Lucas vs. SCSU (NCAA)	2005
24.	217	Rick Sterner vs. Buffalo	1991
25.	216	Mike Mancuso at Elon	1997
		Mike Mancuso at Mansfield	1996
		Harold Strunk at Millersville	1976
28.	215	Jamie Meier at Bloomsburg	1979
29.	213	Mike Mancuso vs. Cheyney	1996
		Rick Sterner vs. Mansfield	1991
31.	212	Pete Radocha vs. Morgan State	1976
32.	211	Robert Healy vs. LIU Post	2015
33.	210	Mike Mancuso vs. SCSU	1996
34.	209	Evan Prall vs. Mansfield	2005
35.	208	Robert Healy at Millersville	2016
		Greg Vaughn at Cheyney	2003
37.	207	Evan Prall at C.W. Post	2005
		Pete Radocha vs. Kutztown	1976
39.	204	Robert Healy vs. Shippensburg	2015
40.	202	Brett Witmer vs. Bloomsburg	1997
41.	200	Jon Schnaars vs. Edinboro	2015
		Anthony Carfagno at Bloom (NCAA)	2005

100 Yards Rushing and Receiving, Game

Robert Healy (157 rush, 117 rec) 2016 vs. IUP
Robert Healy (117 rush, 115 rec) 2014 at Millersville
Joe Pawloski (117 rush, 119 rec) 1996 at Bloomsburg

Games with 200+ Yards

7	Robert Healy	2013-16
4	Mike Mancuso	1994-97
3	Jon Schnaars	2012-15
	Evan Prall	2003-06
	Harold Strunk	1974-77

Games with 100+ Yards

35	Robert Healy	2013-16
22	Evan Prall	2003-06
17	Andre Castiglioni	1998-01

Consecutive Games with 100+ Yards

12	Robert Healy	2015-16
	Robert Healy	2013-14
7	Robert Healy	2014-15
6	Harold Strunk	1977

50+ Yards Rushing, Receiving

16	Robert Healy	2013-16
4	Anthony Carfagno	2002-05
3	Harold Strunk	1974-77

75+ Yards Rushing, Receiving

5	Robert Healy	2013-16
1	Anthony Carfagno	2005
	Joe Pawloski	1996
	Frank Bell	1978
	Don Ford	1974

100 Yards Rushing, 50 Yards Receiving

2016	Robert Healy vs. IUP	(17-157 rushing, 7-117 receiving)
2016	Robert Healy vs. Cheyney	(20-108 rushing, 1-57 receiving)
2015	Robert Healy at West Chester	(11-116 rushing, 4-58 receiving)
2014	Robert Healy at Millersville	(26-117 rushing, 7-115 receiving)
1996	Joe Pawloski at Bloomsburg	(24-117 rushing, 6-119 receiving)
1977	Harold Strunk at Cheyney	(28-169 rushing, 4-71 receiving)
1977	Harold Strunk at Cortland	(17-193 rushing, 2-57 receiving)

100 Yards Receiving, 50 Yards Rushing

2016	Robert Healy vs. IUP	(7-117 receiving, 17-157 rushing)
2015	Robert Healy vs. LIU Post	(7-121 receiving, 10-90 rushing)
2015	Robert Healy vs. Shippensburg	(9-133 receiving, 19-71 rushing)
2014	Robert Healy at LIU Post	(4-103 receiving, 10-51 rushing)
2014	Robert Healy at Millersville	(7-115 receiving, 26-117 rushing)
2009	Kendrick Williams at Kutztown	(4-103 receiving, 20-55 rushing)
2004	Anthony Carfagno at Mansfield	(5-108 receiving, 7-55 rushing)
1996	Joe Pawloski at Bloomsburg	(6-119 receiving, 24-117 rushing)
1978	Frank Bell vs. Kutztown	(3-106 receiving, 29-81 rushing)

20 Carries, 5 Receptions in a Game

2016	Robert Healy at Millersville	(31-163 rushing, 5-45 receiving)
2014	Robert Healy at Millersville	(26-117 rushing, 7-115 receiving)
2011	Kendrick Williams vs. California	(20-94 rushing, 5-36 receiving)
2009	Zach Krise at Gannon	(29-184 rushing, 5-38 receiving)
1996	Joe Pawloski at Bloomsburg	(24-117 rushing, 6-119 receiving)
1977	Harold Strunk at Bloomsburg	(28-79 rushing, 5-61 receiving)
1975	Pete Radocha at Cheyney	(21-75 rushing, 5-41 receiving)

Yards from Scrimmage

Single Season

1.	1,766	Evan Prall (0 + 1,766)	2005
2.	1,641	Robert Healy (884 + 757)	2015
3.	1,610	Jon Schnaars (0 + 1,610)	2015
4.	1,556	Robert Healy (1,163 + 393)	2016
5.	1,395	Tim Strenfel (7 + 1,388)	2004
6.	1,378	Robert Healy (817 + 561)	2014
7.	1,333	Robert Healy (1,129 + 204) (R-FR)	2013
8.	1,297	Anthony Carfagno (613 + 684)	2005
9.	1,222	Stewart Ford (1,109 + 113) (FR)	1997
10.	1,220	Andre Castiglioni (1,160 + 60)	2000
11.	1,210	Andre Myers (1,004 + 206)	1998
12.	1,198	Tim Strenfel (9 + 1,189)	2005
		Mike Mancuso (4 + 1,194)	1996
14.	1,190	Evan Prall (16 + 1,174)	2006
15.	1,178	Harold Strunk (913 + 265)	1977
16.	1,124	Derek Lucas (1,021 + 103)	2005
17.	1,121	Andre Castiglioni (1,077 + 44)	2001
18.	1,103	Pete Radocha (1,036 + 67)	1976
19.	1,067	Anthony Carfagno (360 + 707)	2004
20.	1,059	Rick Sterner (951 + 108)	1991
21.	1,043	Jason Killian (33 + 1,010)	1996
22.	1,040	Derek Lucas (948 + 92)	2004
		Brett Witmer (0 + 1,040)	1997
24.	1,035	Toby Barkman (866 + 169)	1962
25.	1,030	Dusty Reed (101+ 929)	2011

Career

1.	5,908	Robert Healy	2013-16
2.	4,143	Evan Prall	2003-06
3.	3,933	Anthony Carfagno	2002-05
4.	3,712	Tim Strenfel	2002-05
5.	3,447	Jon Schnaars	2012-15
6.	2,981	Dusty Reed	2010-12, 14
7.	2,936	Rick Sterner	1988-92
8.	2,853	Toby Barkman	1960-63
9.	2,735	Kendrick Williams	2009-12
10.	2,728	Mike Mancuso	1994-97
11.	2,723	Jason Killian	1993-96
12.	2,627	Robert Bleiler	2010-13
13.	2,624	Andre Castiglioni	1999-01
14.	2,593	Derek Lucas	2002-05
15.	2,572	Brett Witmer	1994-97
16.	2,388	Harold Strunk	1974-77
17.	2,348	Pete Radocha	1974-76
18.	2,229	Ed Kiser	2008-10
19.	2,222	John Kotarsky	1998-01
20.	2,186	Tim Bishop	1982-85
21.	2,123	Greg Vaughn	2000-03
22.	2,044	Sam Shuman	2006-09

1,000 Career Yards both Rushing and Receiving

Robert Healy3,993 Rushing; 1,915 Receiving
Anthony Carfagno1,508 Rushing; 2,425 Receiving
Jason Killian1,001 Rushing; 1,722 Receiving

ALL-PURPOSE YARDS

All-Purpose Yards

(Rushing, Receiving, Returns)

Single Game (since 1974)

1.	385	Evan Prall vs. Lock Haven	2006
2.	320	Dusty Reed vs. Kutztown	2012
3.	309	Evan Prall vs. Kutztown	2005
4.	292	Robert Healy at Mercyhurst	2016
5.	290	Joe McLaughlin vs. Mansfield	1985
6.	287	Mike Mancuso vs. SCSU	1996
7.	286	Evan Prall at C.W. Post	2005
8.	284	Joe Partridge at Cheyney	2007
9.	274	Joe Pawloski at Bloomsburg	1996
10.	270	Evan Prall vs. Mansfield	2005
11.	268	Drew Stem vs. Millersville	2007
12.	267	Andre Myers vs. Mansfield	1998
13.	262	Tim Wilson vs. Lock Haven	2016
14.	258	Mike Mancuso at Mansfield	1996
15.	256	Joe Klebon at Bloomsburg (R-FR)	2010
16.	250	Andre Myers at Cheyney	1998
	250	Harold Strunk at Cortland State	1977

Single Season

1.	2,322	Evan Prall	2005
2.	1,807	Evan Prall	2006
3.	1,799	Mike Mancuso	1996
4.	1,755	Mike Mancuso	1997
5.	1,641	Robert Healy	2015
6.	1,610	Jon Schnaars	2015
7.	1,556	Robert Healy	2016
8.	1,435	Matt Kacanda	1999
9.	1,411	Derek Lucas	2004
10.	1,405	Kendrick Williams	2011
11.	1,401	Tim Strenfel	2004
12.	1,378	Robert Healy	2014
13.	1,355	Dusty Reed	2011
14.	1,339	Tim Wilson	2016
15.	1,333	Robert Healy (R-FR)	2013

Career

1.	5,908	Robert Healy	2013-16
2.	5,682	Evan Prall	2003-06
3.	4,925	Mike Mancuso	1994-97
4.	3,956	Anthony Carfagno	2002-05
5.	3,905	Dusty Reed	2010-12, 14
6.	3,718	Tim Strenfel	2002-05
7.	3,580	Kendrick Williams	2009-12
8.	3,492	Jon Schnaars	2012-15
9.	3,357	Derek Lucas	2002-05
10.	3,096	Dennis McWhite	1992-95
11.	2,956	Dennis Mailhot	1987-90
12.	2,938	Rick Sterner	1988-92
13.	2,853	Toby Barkman	1960-63
14.	2,821	Chris Gerhard	1983-86
15.	2,768	Jason Killian	1993-96
16.	2,675	Andre Castiglioni	1999-01
17.	2,627	Robert Bleiler	2010-13
18.	2,625	Bob Lester	1969-71
19.	2,572	Brett Witmer	1994-97
20.	2,571	Ed Kiser	2007-10
21.	2,518	Jeff Giglio	2007-10
22.	2,442	Drew Stem	2005-08
23.	2,417	John Jeffries	2000-03
24.	2,413	Joe McLaughlin	1985-88
25.	2,398	Harold Strunk	1974-77
26.	2,348	Pete Radocha	1974-76
27.	2,347	Ramon Leak	1990-93
28.	2,293	Tim Wilson	2012-13, 16-pres.
29.	2,255	Dell Walker	1981-83
30.	2,241	Greg Vaughn	2000-03
31.	2,222	John Kotarsky	1998-01
32.	2,202	Tim Bishop	1983-86
33.	2,138	Joe Pawloski	1995-96
34.	2,123	Andre Myers	1996-99
35.	2,120	Jordan Hallman	2009-12
36.	2,044	Sam Shuman	2006-09
37.	2,029	Joe Partridge	2005-08

CAREER ALL-PURPOSE YARDS

Year	Rush	Rec	KR	PR	Int	Total
------	------	-----	----	----	-----	-------

1. Robert Healy

2013	1,129	204	0	0	0	1,333
2014	817	561	0	0	0	1,378
2015	884	757	0	0	0	1,641
2016	1,163	393	0	0	0	1,556
Totals	3,993	1,915	0	0	0	5,908

2. Evan Prall

2003	0	321	25	0	0	346
2004	0	832	324	51	0	1,207
2005	0	1,766	425	131	0	2,322
2006	16	1,174	260	357	0	1,791
Totals	16	4,093	1,034	539	0	5,682

3. Mike Mancuso

1994	0	305	428	0	0	733
1995	0	230	399	9	0	638
1996	4	1,194	447	154	0	1,799
1997	14	981	599	161	0	1,755
Totals	18	2,710	1,873	324	0	4,925

4. Anthony Carfagno

2002	279	484	23	0	0	786
2003	256	550	0	0	0	806
2004	360	707	0	0	0	1,067
2005	613	684	0	0	0	1,297
Totals	1,508	2,425	23	0	0	3,956

5. Dusty Reed

2010	11	377	0	0	0	388
2011	101	929	325	0	0	1,355
2012	49	787	417	0	0	1,253
2014	0	727	182	0	0	909
Totals	161	2,820	924	0	0	3,905

6. Tim Strenfel

2002	0	364	0	0	0	364
2003	0	755	0	0	0	755
2004	7	1,388	6	0	0	1,401
2005	9	1,189	0	0	0	1,198
Totals	16	3,696	6	0	0	3,718

7. Kendrick Williams

2009	436	245	0	0	0	681
2010	668	78	84	0	0	830
2011	541	140	724	0	0	1,405
2012	532	95	37	0	0	664
Totals	2,177	558	845	0	0	3,580

8. Jon Schnaars

2012	0	312	0	0	0	312
2013	0	718	0	45	0	763
2014	0	807	0	0	0	807
2015	0	1,610	0	0	0	1,610
Totals	0	3,447	0	45	0	3,492

9. Derek Lucas

2002	11	0	36	0	0	47
2003	418	0	310	78	0	806
2004	948	92	373	-2	0	1,411
2005	1,021	103	4	1	0	1,129
Totals	2,398	195	723	77	0	3,393

10. Dennis McWhite

1992	0	16	360	0	0	376
1993	0	534	443	0	0	977
1994	0	865	329	0	0	1,194
1995	0	549	0	0	0	549
Totals	0	1,964	1,132	0	0	3,096

LONGEST OFFENSIVE TOUCHDOWNS (SINCE 1969)

Offensive TDs, 50+ Yards

2016			2005			1993		
Tim Wilson (Bruce Cambell) vs. IUP.	52		Anthony Carfagno at Bentley.	(R) 61		Dennis McWhite (Franklin) vs. Springfield.	80	
Robert Healy vs. IUP.	(R) 77		Ben Culver (Terwilliger) vs. Edinboro.	85		Jason Killian at SCSU.	(R) 90	
Robert Healy at Mercyhurst.	(R) 77		Tim Strenfel (Terwilliger) at C.W. Post.	54		Jake Hlavac (Franklin) vs. Mansfield.	65	
Tim Wilson (Bruce Campbell) at Shippensburg.	53		Evan Prall (Terwilliger) at C.W. Post.	75		Dennis McWhite (Franklin) vs. Mansfield.	81	
Javier Buffalo (Tim DiGiorgio) vs. Kutztown.	50		Anthony Carfagno (Terwilliger) at C.W. Post.	51		Dennis McWhite (Franklin) vs. American Intl.	58	
Tim Wilson (Bruce Campbell) at Slippery Rock.	70		Tim Strenfel (Terwilliger) at Clarion.	75		1991		
2015			Evan Prall (Terwilliger) at Clarion.	53		Jake Hlavac (Comp) at Lenoir-Rhyne.	51	
Robert Healy vs. LIU Post.	(R) 75		Tim Strenfel (Terwilliger) at Cheyney.	63		Rick Sterner vs. Mansfield.	(R) 70	
Robert Healy (Soltes) vs. Edinboro.	53		Tim Strenfel (Terwilliger) at Cheyney.	54		Rick Sterner vs. Buffalo.	(R) 50	
Jon Schnaars (Soltes) vs. Edinboro.	56		Drew Stem (Joe DeLuise) at Cheyney.	64		Doug Leonzi (Comp) vs. Buffalo.	72	
Gerard Wendowski (Soltes) at Cheyney.	56		Evan Prall (Terwilliger) vs. Mansfield.	75		Carmine Duncan (Comp) vs. Ship (NCAA).	54	
Joe Welk (Jon Schnaars) at West Chester.	66		Ben Culver (Terwilliger) vs. C.W. Post (NCAA).	54		1990		
2014			2004			Johnny Lee Davis vs. Cheyney.	(R) 60	
Robert Healy (Soltes) at LIU Post.	62		Ben Culver (Terwilliger) at Lenoir-Rhyne.	79		Ken Kopetchny (Comp) at Mansfield.	99	
Dusty Reed (Soltes) at LIU Post.	50		Tim Strenfel (Terwilliger) at Lenoir-Rhyne.	67		1989		
Robert Healy (Soltes) at Edinboro.	57		Tim Strenfel (Terwilliger) at Edinboro.	51		Dennis Mailhot (Tom Taylor) at Millersville.	68	
Joe Welk (Soltes) at Shippensburg.	69		Anthony Carfagno (Terwilliger) vs. C.W. Post.	53		Dennis Mailhot (Tom Taylor) at Millersville.	75	
2013			Evan Prall (Terwilliger) vs. Millersville.	58		1987		
Steven Jones (Soltes) at Cheyney.	80		Derek Lucas vs. Millersville.	(R) 72		Jim Kerins (Ray Gentilella) at Millersville.	53	
Steven Jones (Soltes) at Cheyney.	53		Tim Strenfel (Terwilliger) at Kutztown.	65		Dennis Mailhot (Tom Taylor) vs. Mansfield.	50	
Robert Bleiler (Soltes) vs. Lock Haven.	99		Ben Culver (Terwilliger) vs. West Chester.	54		1986		
Robert Healy vs. Lock Haven.	(R) 58		Tim Strenfel (Terwilliger) vs. Cheyney.	86		Gary Garver vs. Clarion.	(R) 59	
2012			Anthony Carfagno (Terwilliger) vs. Cheyney.	66		Jim Kerins (Ray Gentilella) vs. Clarion.	56	
Robert Bleiler (Nate Daniels) vs. Lock Haven.	68		Anthony Carfagno (Terwilliger) at Mansfield.	60		1984		
Jordan Hallman (Nate Daniels) vs. Lock Haven.	79		Evan Prall (Terwilliger) vs. West Chester (NCAA).	77		Joe Rovnan (Baranek) vs. SCSU.	70	
Jordan Hallman (Nate Daniels) vs. Lock Haven.	61		2003			Tim Bishop (Ernie Siegrist) vs. Kutztown.	57	
Dusty Reed (Nate Daniels) vs. Shippensburg.	65		Derek Lucas vs. Lenoir-Rhyne.	(R) 70		Ernie Siegrist (Baranek) at West Chester.	80	
Kendrick Williams vs. Cheyney.	(R) 56		John Jeffries (Terwilliger) vs. Bloomsburg.	50		Tim Bishop (Baranek) at West Chester.	53	
Jordan Hallman (Nate Daniels) vs. Cheyney.	63		Evan Prall (Terwilliger) vs. Shippensburg.	66		Ernie Siegrist (Baranek) vs. Edinboro.	53	
Matt Soltes at Millersville.	(R) 54		John Jeffries (Terwilliger) at Kutztown.	53		Tim Bishop (Charlie Diskin) vs. Cheyney.	85	
Robert Bleiler (Soltes) at Mercyhurst.	75		2002			Joey Pingitore at Mansfield.	(R) 60	
2011			John Jeffries (Palm) vs. Mansfield.	52		1983		
Dusty Reed (Wagner) vs. Pace.	70		Anthony Carfagno (Palm) at Shippensburg.	55		Tim Bishop (Charlie Diskin) at Lafayette.	80	
Robert Bleiler (Wagner) vs. Pace.	97		2001			Tim Bishop (Charlie Diskin) at Lafayette.	72	
Wade Williams (Wagner) at Kutztown.	59		John Kotarsky (Palm) vs. Clarion.	61		Tim Bishop (Charlie Diskin) at Central Conn.	90	
Jordan Hallman (Wagner) vs. C.W. Post.	73		John Kotarsky (Palm) vs. Cheyney.	66		Tim Bishop (Baranek) at Cheyney.	62	
Robert Bleiler (Wagner) vs. C.W. Post.	61		2000			Dell Walker (Baranek) vs. Millersville.	72	
Jordan Hallman (Wagner) vs. C.W. Post.	75		John Kotarsky (Jeff Brobst) vs. Mansfield.	76		1982		
Jordan Hallman (Nate Daniels) vs. Millersville.	72		1998			Dell Walker at Montclair.	(R) 50	
2010			Larry Harrison (Will Burch) vs. West Chester.	72		Scott Benoit (Andy Soltes) at West Chester.	73	
Joe Klebon (Marshall) at Pace.	68		Jason Klush (Will Burch) at Cheyney.	60		1980		
Dusty Reed (Marshall) at California.	57		Larry Harrison (Will Burch) at Millersville.	56		Tommy Meier (Barry Kennedy) at Central Conn.	58	
Kendrick Williams at Millersville.	(R) 63		Larry Harrison (Will Burch) vs. Mansfield.	68		Tommy Meier (Guy Braccia) vs. Cheyney.	55	
2009			1997			1979		
Matt Marshall at Shippensburg.	(R) 51		Mike Mancuso (Poalucci) at Elon.	90		Jamie Meier (Barry Kennedy) at Bloomsburg.	67	
Ed Kiser (Marshall) vs. Slippery Rock.	80		Jason Klush (Poalucci) at Elon.	66		1978		
Sam Shuman (Marshall) vs. Edinboro (NCAA).	77		Mike Mancuso (Poalucci) vs. Slippery Rock.	53		Jim Villani (Barry Kennedy) vs. IUP.	54	
2008			Stewart Ford vs. West Chester.	(R) 70		Frank Bell (Tom Hart) vs. Kutztown.	70	
Doug Ogden (Roken) at C.W. Post.	63		Mike Mancuso (Poalucci) vs. West Chester.	59		Jim Villani (Barry Kennedy) at Clarion (PSAC).	77	
Ed Kiser (Roken) at Millersville.	96		1996			1977		
Jeff Giglio (Marshall) at Millersville.	86		Brett Witmer (Poalucci) at New Haven.	77		Jamie Meier (Frank Bell) vs. Mansfield.	69	
2007			Jason Killian (Poalucci) vs. SCSU.	65		1976		
Drew Stem (Roken) at Lock Haven.	51		Mike Mancuso (Poalucci) vs. SCSU.	67		Tom Palubinski (M. Terwilliger) at Millersville.	69	
Jeff Giglio (Roken) at Lock Haven.	52		Mike Mancuso (Poalucci) vs. SCSU.	54		Tom Palubinski (Pete Radocha) vs. Cortland.	56	
Sam Shuman (Roken) vs. IUP.	65		Mike Mancuso (Poalucci) vs. Cheyney.	65		Tom Palubinski (M. Terwilliger) vs. Bloomsburg.	94	
Doug Ogden (Roken) vs. Bloomsburg.	67		Mike Mancuso (Poalucci) vs. Cheyney.	63		1975		
2006			Mike Mancuso (Poalucci) at Mansfield.	59		Tom Palubinski (M. Terwilliger) at Kutztown.	53	
Evan Prall (Terwilliger) vs. Lock Haven.	81		Mike Mancuso (Poalucci) at Mansfield.	72		Tom Palubinski (M. Terwilliger) at Cheyney.	59	
Doug Ogden (Terwilliger) vs. West Chester.	56		1995			Grey Seamans (M. Terwilliger) at Cortland.	84	
Wes Lindsay (Terwilliger) at Bloomsburg.	68		Jason Killian (Poalucci) vs. West Chester.	51		Ed Guers at Bloomsburg.	(R) 90	
			Joe Pawloski at Cheyney.	(R) 67		1974		
			1994			Don Ford vs. Slippery Rock.	(R) 72	
			Jason Killian (Franklin) at Lafayette.	64		Don Ford (Jim Cantafio) vs. Slippery Rock.	77	
			Jason Killian at Springfield.	(R) 76		Don Ford (M. Terwilliger) at Mansfield.	55	
			Dennis McWhite (Franklin) at Springfield.	71		1972		
						Mark Hoffner at Montclair.	(R) 72	
						Grey Seamans (Charlie Sandora) vs. Scranton.	90	

LONGEST OFFENSIVE TOUCHDOWNS (SINCE 1969)

1971

Jack Shoemaker (Charlie Sandora) at Trenton... 52
 Tom Petro vs. Mansfield (R) 80
 Tom Petro (Mummaw) vs. Millersville 79
 Bob Lester vs. Millersville. (R) 54

1970

Glenn Gottshalk (Mummaw) at Mansfield 68
 Bob Lester at Mansfield (R) 58
 Steve Mummaw at Mansfield (R) 52
 Ralph Gish at Mansfield. (R) 68

1969

Augie Grant (Dukett) vs. Delaware State 52

Most 50+ Yard TD's, Team

4 1970 at Mansfield
 3 2012 vs. Lock Haven
 2011 vs. C.W. Post
 2005 at C.W. Post
 2005 at Cheyney
 1996 vs. SCSU

Most 50+ Yard TD Passes

Game

3 Nate Daniels vs. Lock Haven 2012
 Ray Wagner vs. C.W. Post 2011
 Jimmy Terwilliger at C.W. Post 2005
 Damian Poalucci vs. SCSU 1996

Season

11 Jimmy Terwilliger 2004
 10 Jimmy Terwilliger 2005
 8 Damian Poalucci 1996
 6 Ray Wagner 2011

Career

27 Jimmy Terwilliger2003-06
 13 Damian Poalucci1994-97
 11 Matt Soltes2012-15
 6 Nate Daniels2010-13
 Ray Wagner2008-11
 Tim Roken.2007-08
 James Franklin1991-94
 Andy Baranek1982-84
 Mike Terwilliger1974-77

Most 50+ Yard TD Receptions

Game

2 Steven Jones at Cheyney [TE] 2013
 Jordan Hallman vs. Lock Haven 2012
 Jordan Hallman vs. C.W. Post 2011
 Tim Strenfel at Cheyney 2005
 Mike Mancuso (3 times) 1996
 Dennis Mailhot at Millersville 1989
 Tim Bishop at Lafayette 1983

Season

6 Mike Mancuso 1996

Career

9 Mike Mancuso1994-97
 8 Tim Strenfel2002-05
 7 Evan Prall2003-06
 Tim Bishop1983-86
 6 Jordan Hallman2009-12

Most 50+ Yard TD Runs

Season

2 Robert Healy 2016
 Rick Sterner 1991

Career

4 Robert Healy2013-16
 2 Kendrick Williams2009-12
 Derek Lucas2003-06
 Jason Killian1993-96
 Rick Sterner1988-92
 Bob Lester1969-71

SCORING RECORDS

Points

Single Game

1.	42	Jon Schnaars vs. Shippensburg . . .	2015
2.	30	Evan Prall vs. Kutztown.	2006
		Evan Prall vs. Lock Haven.	2006
		Danny Roskos vs. Montclair	1946
5.	24	Robert Healy at Mercyhurst	2016
		Robert Healy at Millersville	2016
		Jon Schnaars vs. Gannon	2015
		Dusty Reed at Edinboro.	2014
		Kendrick Williams at Millersville	2010
		Joe Partridge at Cheyney	2007
		Anthony Carfagno at Bentley	2005
		Anthony Carfagno vs. Cheyney	2004
		Stewart Ford vs. Glenville State	1999
		Jason Klush at Bloomsburg	1998
		Brett Witmer at New Haven	1996
		Joe Pawloski vs. Cheyney	1996
		Joe Pawloski vs. Mansfield	1995
		Johnny Lee Davis vs. Cheyney	1990
		Joe Rovnan vs. Mansfield	1985
		Glenn Gottshalk vs. Kutztown.	1970
		Glenn Gottshalk vs. Bloomsburg	1970

Single Season

1.	138	Anthony Carfagno	2005
		Evan Prall	2005
3.	134	Jon Schnaars	2015
4.	120	Evan Prall	2006
5.	116	Mark Brubaker.	2005
6.	114	Robert Healy.	2016
		Anthony Carfagno	2004
8.	96	Mike Mancuso	1996
9.	93	Taylor Groff.	2012
10.	90	Harold Strunk.	1977
		Toby Barkman	1961
12.	87	Taylor Groff (FR).	2010
13.	85	Greg Knauss.	2008
14.	84	Gerald Van De Cruz	2015
		Robert Healy.	2014
		Jon Schnaars	2014
		Anthony Carfagno	2003
		Danny Roskos.	1946

Career

1.	402	Anthony Carfagno	2002-05
2.	320	Evan Prall	2003-06
3.	303	Taylor Groff (K).	2010-13
4.	287	Mark Brubaker (K).	2002-05
5.	272	Jon Schnaars	2012-15
6.	264	Robert Healy.	2013-16
7.	262	Ed Detwiler (K).	1989-92
8.	252	Toby Barkman	1960-63
9.	204	Tim Strenfel	2002-05
10.	179	Joey Pingitore (K).	1982-84

Touchdowns

Single Game

see single game points list

Single Season

1.	23	Anthony Carfagno	2005
		Evan Prall	2005
3.	22	Jon Schnaars	2015
4.	20	Evan Prall.	2006
5.	19	Robert Healy.	2016
		Anthony Carfagno	2004
7.	16	Mike Mancuso	1996
8.	15	Harold Strunk.	1977
		Toby Barkman	1961
10.	14	Gerald Van De Cruz	2015
		Robert Healy.	2014
		Jon Schnaars	2014
		Tim Strenfel	2005
		Anthony Carfagno	2003
		Danny Roskos.	1946

Career

1.	67	Anthony Carfagno	2002-05
2.	53	Evan Prall.	2003-06
3.	45	Jon Schnaars	2012-15
4.	44	Robert Healy.	2013-16
5.	41	Toby Barkman	1960-63
6.	34	Tim Strenfel	2002-05
7.	28	Mike Mancuso	1994-97
		Jason Killian.	1993-96
9.	27	Kendrick Williams	2009-12
10.	26	Gerald Van De Cruz	2013-15
		Pete Radocha	1974-76
12.	24	Dusty Reed	2010-12, 14
		Dell Walker.	1981-83
14.	23	Stewart Ford.	1997-99

Touchdowns Responsible For

(Passing plus Rushing)

Single Season

1.	54	Jimmy Terwilliger (50 + 4).	2005
2.	42	Matt Soltes (41 + 1)	2015
3.	41	Damian Poalucci (40 + 1).	1996
4.	37	Jimmy Terwilliger (35 + 2).	2006
5.	36	Matt Soltes (34 + 2)	2013
6.	35	Jimmy Terwilliger (33 + 2).	2004
		Jimmy Terwilliger (30 + 5) (R-FR)	2003
8.	32	Matt Soltes (30 + 2)	2014
9.	27	Matt Marshall (26 + 1)	2009
10.	26	Matt Marshall (26 + 0)	2010
11.	23	Matt Soltes (21 + 2) (R-FR)	2012
		Jeremy Palm (22 + 1).	2001

Career

1.	161	Jimmy Terwilliger (148 + 13)	2003-06
2.	133	Matt Soltes (126 + 7)	2012-15
3.	74	Damian Poalucci (69 + 5).	1994-97
4.	66	Jeremy Palm (62 + 4).	1998-02
5.	62	Matt Marshall (61 + 1)	2007-10
6.	55	Bret Comp (50 + 5).	1989-92
7.	54	Bill Dukett (45 + 9).	1967-69
8.	47	Andy Baranek (41 + 6)	1982-84
9.	46	James Franklin (36 + 10).	1991-94
10.	40	Anthony Carfagno (all rush)	2002-05

Points by Kicker

Single Season

1.	116	Mark Brubaker.	2005
2.	93	Taylor Groff.	2012
3.	87	Taylor Groff (FR).	2010
4.	85	Greg Knauss.	2008
5.	82	Mark Brubaker.	2004
6.	79	Ed Detwiler.	1991
7.	76	Joey Pingitore.	1983
8.	74	Nicolas Ruiz (FR)	2015
9.	73	Taylor Groff.	2013
10.	70	Matt Seagreaves	1996

Career

1.	303	Taylor Groff.	2010-13
2.	287	Mark Brubaker.	2002-05
3.	262	Ed Detwiler.	1989-92
4.	179	Joey Pingitore.	1982-84
5.	177	Matt Seagreaves	1994-96
6.	156	J.D. Stern	1996-99
7.	150	Greg Knauss.	2007-08
8.	141	Nicolas Ruiz	2015-16
9.	129	Jack Rogers	1976-78
10.	115	Scott Taylor.	1979-81

Extra Points

Single Game

1.	9	Nicolas Ruiz at Cheyney (FR)	2015
		Taylor Groff at Seton Hill.	2013
		Mark Brubaker at C.W. Post.	2005
		Mark Brubaker at Bentley.	2005
		Mark Brubaker at Cheyney.	2003
		Matt Seagreaves vs. Cheyney	1996
7.	8	Nicolas Ruiz vs. Edinboro (FR)	2015
		Taylor Groff at Millersville	2012
		Taylor Groff at Millersville (FR)	2010
		Eric Petters vs. Kutztown (FR)	2006
		Mark Brubaker at Clarion.	2005
		Matt Seagreaves at New Haven	1996
		Dan Staats at Bloomsburg	1967

Single Season

1.	74	Mark Brubaker.	2005
2.	52	Taylor Groff.	2013
3.	50	Nicolas Ruiz (FR)	2015
4.	49	Greg Knauss.	2008
		Mark Brubaker.	2004
6.	48	Taylor Groff.	2012
7.	46	Mark Brubaker.	2003
8.	44	Matt Smith (FR)	2014
9.	43	Nicolas Ruiz	2016
		Eric Petters.	2006

Career

1.	170	Mark Brubaker.	2002-05
2.	156	Taylor Groff.	2010-13
3.	112	Ed Detwiler.	1989-92
4.	93	Nicolas Ruiz	2015-16
5.	87	Matt Seagreaves	1994-96
6.	81	Jack Rogers	1976-78
7.	75	Greg Knauss.	2007-08
8.	74	Joey Pingitore.	1982-84
9.	72	J.D. Stern	1996-99

SCORING RECORDS

Field Goals

Single Game

1.	5	Greg Knauss at West Chester.	2007
2.	4	Nicolas Ruiz vs. LIU Post (FR)	2015
		Taylor Groff vs. Kutztown	2012
		Matt Seagreaves at Lafayette	1994
		Ed Detwiler vs. California	1992

Consecutive FG Made

1.	9	Taylor Groff.	2012
		Joey Pingitore.	1983
3.	7	Mark Brubaker.	2005

To Start Career

1.	5	Nicolas Ruiz	2015
----	---	------------------------	------

Single Season

1.	16	Taylor Groff (FR).	2010
2.	15	Taylor Groff.	2012
		Matt Seagreaves	1994
		Ed Detwiler.	1991
5.	14	Mark Brubaker.	2005
6.	13	Greg Knauss.	2007
		Ed Detwiler.	1992
		Ed Detwiler (FR).	1989
9.	12	Greg Knauss.	2008
		Mike Augustin.	1985
		Joey Pingitore.	1983

Career

1.	50	Ed Detwiler.	1989-92
2.	49	Taylor Groff.	2010-13
3.	39	Mark Brubaker.	2002-05
4.	30	Matt Seagreaves	1994-96
5.	29	Joey Pingitore.	1982-84
6.	28	J.D. Stern	1996-99
7.	25	Greg Knauss.	2007-08

Kick FG, Rush for TD in same game

1983	Joey Pingitore vs. Montclair (2-2 FG, 1-2 PAT, 5-196 punting, 3 yd TD run)
1983	Joey Pingitore at Cheyney (2-2 FG, 3-3 PAT, 6-248 punting, 9 yd TD run)

Punt, Rush for TD in same game

2 games above plus:

1977	Barry Kennedy at Cortland (4-118 punting, 4 yd TD run)
1976	Pete Radocha at Montclair (4-147 punting, 25-130 rush, 2 TD - 1, 4)
1976	Pete Radocha at West Chester (5-174 punting, 0-1 PAT, 20-174 rush, 3 TD - 3, 11, 10)
1976	Pete Radocha vs. Kutztown (4-125 punting, 0-1 FG, 31-207 rush, 3 TD - 3, 1, 1)
1976	Pete Radocha vs. Morgan State (6-237 punting, 0-1 FG, 28-184 rush, 2 TD - 5, 16)

Punt, 100 Yards Rushing in same game

1976	Pete Radocha 5 times at Montclair (4-147 punting, 25-130 rush, 2 TD) at West Chester (5-174 punting, 20-147 rush, 3 TD) vs. Kutztown (4-125 punting, 0-1 FG, 31-207 rush, 3 TD) vs. Morgan State (6-237 punting, 0-1 FG, 28-184 rush, 2 TD) at Shippensburg (5-167 punting, 30-183 rush, also 28-yd pass TD to Dennis Gorman)
------	---

Punt, 100 Yards Receiving in same game

1980	Jack Brunner vs. C.W. Post (6-189 punting, 4-100 receiving)
------	--

50+ Yard Field Goals

(complete list of long FG on p. 67)

53	Greg Knauss vs. IUP	2007
52	Taylor Groff at Bloomsburg	2012
	Taylor Groff at Millersville	2012
	Taylor Groff at Kutztown	2011
51	Taylor Groff at Clarion.	2012
50	Todd McNamee vs. SCSU	1988

Career

1.	4	Taylor Groff.	2010-13
2.	1	Greg Knauss.	2007-08
		Todd McNamee.	1987-88

40+ Yard Field Goals

Single Game

1.	3	Ed Detwiler vs. California (43, 40, 48)	1992
2.	2	Taylor Groff at Millersville (44, 52)	2012
		Taylor Groff vs. Millersville (43, 43)	2011
		Todd McNamee at Cheyney (50, 47)	1987
		Joey Pingitore vs. Montclair (43, 49)	1983
		Joey Pingitore at Millersville (42, 47)	1982

Single Season

1.	6	Taylor Groff.	2012
		Taylor Groff.	2011
		Joey Pingitore.	1983
		Greg Knauss.	2007
4.	5	Ed Detwiler.	1992
		Mike Augustin.	1985

Career

1.	16	Taylor Groff.	2010-13
2.	12	Ed Detwiler.	1989-92
3.	8	Joey Pingitore.	1982-84

Field Goal Percentage

Single Season (min. 10 attempts)

1.	81.3	Ed Detwiler (13-16) (FR)	1989
2.	78.6	Taylor Groff (11-14)	2011
3.	76.2	Taylor Groff (16-21) (FR)	2010
4.	75.0	Joey Pingitore (12-16)	1983
5.	73.7	Mark Brubaker (14-19)	2005

Career (min. 25 attempts)

1.	67.2	Mark Brubaker (39-58)	2002-05
2.	67.1	Taylor Groff (49-73)	2010-13
3.	65.8	Greg Knauss (25-38)	2007-08
4.	60.4	Joey Pingitore (29-48)	1982-84
5.	60.0	Nicolas Ruiz (16-25)	2015-16
6.	56.6	Matt Seagreaves (30-53)	1994-96
7.	55.0	Ed Detwiler (50-91)	1989-92
		Scott Taylor (22-40)	1979-81
9.	54.5	Mike Augustin (18-33)	1985-86
10.	53.8	J.D. Stern (28-52)	1996-99
11.	50.0	Jack Rogers (16-32)	1976-78

Extra Point Percentage

Single Season (min. 10 PAT, since 1969)

1.	100.0	Taylor Groff (48-48)	2012
		Jack Rogers (23-23)	1977
		Scott Taylor (17-17)	1979
		Scott Taylor (14-14)	1981
		John Schubert (10-10)	2011
6.	98.0	Greg Knauss (49-50)	2008

Career (min. 50 PAT)

1.	98.0	Scott Taylor (49-50)	1979-81
2.	96.2	Greg Knauss (75-78)	2007-08
3.	93.0	Nicolas Ruiz (93-100)	2015-16
4.	92.6	Ed Detwiler (112-121)	1989-92
5.	92.5	Joey Pingitore (74-80)	1982-84
6.	92.3	Taylor Groff (156-169)	2010-13
7.	89.9	Mark Brubaker (170-189)	2002-05

DEFENSIVE RECORDS

Tackles

Single Game

1.	27	Tim Green at Slippery Rock	1995
2.	22	Jeff Johnson vs. West Chester (FR)	1975
		Tom Kozlosky vs. Kutztown	1974
4.	21	Pat Brady at Central Conn.	1988
		Jeff Johnson at Kutztown	1977
		Jeff Johnson vs. Bloomsburg	1976
		Tom Kozlosky at Millersville	1974
		Tom Kozlosky vs. Slippery Rock	1974

Single Season

1.	182	Tom Kozlosky	1974
2.	147	Mike Reichenbach	1983
3.	139	Kevin Nagle	1998
4.	136	Jeff Johnson	1976
5.	135	Tim Green	1995
6.	132	Matt Freed	2009
		Fred Rice	2005
		Jeff Johnson (FR)	1975
9.	126	Matt Freed	2008
		Pat Brady	1988

Freshman

1.	132	Jeff Johnson	1975
2.	91	Bill Camp	1981
3.	90	Kevin Nagle	1997

Career

1.	502	Jeff Johnson	1975-78
2.	477	Kevin Nagle	1997-00
3.	399	Matt Freed	2007-10
4.	358	Dan Murray	1984-87
5.	335	Mike Reichenbach	1980-83
6.	301	Joe Detzi	1975-78
7.	295	Bill Camp	1981-84
8.	294	Tom Kozlosky	1973-74
9.	288	Anthony Singlar	2011-14
10.	283	Greg Thoman	2002-06

Tackles for Loss (since 1978)

Single Season

1.	32	Des Hussey	1991
2.	22	Tim Green	1995
		Bill Camp (FR)	1981
4.	21	Bill Bergen	1978
5.	20.5	Larry Sontag	1981
6.	20	Eric Sampson	1988
7.	19	Joe Ruedt	1992
		Johnny Lee Davis	1991
		Des Hussey	1990
10.	18.0	Matt Freed	2009
	18	Matt Delancey	1995
		Bob Heumann	1988
13.	17	Bob Heumann	1989
14.	16	Kevin Nagle	2000
		Phil Calamia	1983
16.	15.0	Greg Thoman	2005
	15	Bill Camp	1983
		Jeff Johnson	1978

(Assists on tackles for loss only credited since 2002)

Year Player (Position) Tackles TFL Sacks

2016	Mike Wiand (LB)	82	7.0	2.5
2015	Sekou Jones (LB)	73	8.0	1.5
2014	Cody Simcox (LB)	87	6.0	4.0
2013	Cody Simcox (LB)	94	8.0	2.0
2012	Anthony Singlar (FS)	86	1.0	0
2011	Mike Bergey (LB)	110	10.0	1.5
2010	Matt Freed (LB)	120	14.0	7.5
2009	Matt Freed (LB)	132	18.0	10.0
2008	Matt Freed (LB)	126	11.0	4.0
2007	Jayson Frank (LB)	93	7.0	4.0
2006	Jayson Frank (LB)	86	7.5	0.5
2005	Fred Rice (LB)	132	12.5	2.0
	John Vetter (LB)	119	7.0	2.0
2004	Henry Breckenridge (LB)	97	8.5	4.5
2003	Ryan Vermillion (LB)	89	4.0	1.5
2002	Ryan Vermillion (LB)	87	5.0	2.5
2001	Jeremy Brown (DB)	68	2.0	0
2000	Kevin Nagle (LB)	125	16	8.0
1999	Kevin Nagle (LB)	123	13	4.0
1998	Kevin Nagle (LB)	139	12	1.5
1997	Kevin Nagle (LB)	90	6	3.0
1996	Bill Fonzzone (LB)	70	7	2
1995	Tim Green (LB)	135	22	2
1994	Joe Menton (LB)	105	10	3
1993	Matt Giarretta (LB)	86	6	0
1992	Joe Ruedt (DE)	92	19	15
1991	Bobby Swift (LB)	112	1	4
	Des Hussey (DT)	105	32	15
1990	Jim Miller (LB)	94	4	1
1989	Jim Miller (LB)	80	6	0
1988	Pat Brady (LB)	126	4	0
1987	Dan Murray (LB)	108	8	1
1986	Dan Murray (LB)	107	9	3
	Joe Keenan (LB)	105	5	1
1985	Joe Keenan (LB)	97	0	0
1984	Phil Calamia (DT)	84	13	2
1983	Mike Reichenbach (LB)	147	2	1
1982	Mark Clements (LB)	116	4	1
	Mike Reichenbach (LB)	110	2	0
1981	Larry Sontag (DT)	101	20.5	9.5
1980	Dan Gechter (LB)	93	2	0
1979	Dan Gechter (LB)	87	1	0
1978	Jeff Johnson (LB)	120	15	7
	Joe Detzi (LB)	120	8	3
1977	Jeff Johnson (LB)	114		
1976	Jeff Johnson (LB)	136		
	Joe Detzi (LB)	126		
1975	Jeff Johnson (LB)	132		
1974	Tom Kozlosky (LB)	182		
1973	Tom Kozlosky (LB)	112		
1972	Frank Snyder (LB)	119		

(Sacks or tackles for loss not kept before 1978)

Tackles TFL Sacks

1. Jeff Johnson

1975	132		
1976	136		
1977	114		
1978	120	15	7
Totals	502		

2. Kevin Nagle

1997	90	6	3.0
1998	139	12	1.5
1999	123	13	4.0
2000	125	16	8.0
Totals	477	47	16.5

3. Matt Freed

2007	21	2.0	1.0
2008	126	11.0	4.0
2009	132	18.0	10.0
2010	120	14.0	7.5
Totals	399	45.0	22.5

4. Dan Murray

1984	75	4	1
1985	68	3	0
1986	107	12	3
1987	108	8	1
Totals	358	27	5

5. Mike Reichenbach

1980	78	2	0
1982	110	2	2
1983	147	2	1
Totals	335	6	3

6. Joe Detzi

1975	n/a		
1976	126		
1977	55		
1978	120	8	3
Totals	301		

7. Bill Camp

1981	91	22	11
1982	68	13	6
1983	72	15	10
1984	64	10	6
Totals	295	60	33

8. Tom Kozlosky

1973	112		
1974	182		
Totals	294		

9. Anthony Singlar

2011	51	0	0
2012	86	1.0	0
2013	65	6.0	0
2014	86	6.0	1.5
Totals	288	13.0	1.5

10. Greg Thoman

2002	43	10.5	3.0
2003	3	1.0	0
2004	77	5.5	2.0
2005	90	15.0	6.0
2006	70	14.5	8.5
Totals	283	46.5	19.5

DEFENSIVE RECORDS

Sacks (since 1978)

Single Game

1.	5	Johnny Lee Davis at Lenoir-Rhyne	1991
		Eric Sampson vs. Kutztown	1988
3.	4	Brian Holkovic at Kutztown	2001
		Bob Heumann at Mansfield	1988
		Bill Camp vs. Millersville	1983
		Jeff Johnson at Millersville	1978
7.	3.5	Bryan Thomson at Kutztown	2013

Single Season

1.	15	Joe Ruedt	1992
		Des Hussey	1991
3.	13	Bob Heumann	1989
4.	12	Johnny Lee Davis	1991
		Bob Heumann	1988
		Ray Yakavonis	1978
7.	11	Des Hussey	1990
		Eric Sampson	1988
		Bill Camp (FR)	1981
10.	10	Matt Freed	2009
		Adam DeAngelo	2000
		John Catalano	1993
		Joe Ruedt	1991
		Bill Camp	1983

Career

1.	33	Des Hussey	1988-91
		Bill Camp	1981-84
3.	30	Joe Ruedt	1989-92
4.	29	Bob Heumann	1987-89
5.	23.5	Brandon Gattelli	2011-14
6.	22.5	Matt Freed	2007-10
7.	21.5	Bryan Thomson	2011-14
8.	19.5	Greg Thoman	2002-06
9.	18.5	Mike Coyle	1987-90
		Eric Sampson	1985-88
11.	17.5	Dustin Barno	1999-02
12.	17	Matt Delancey	1993-96

Blocked Kicks

Single Season

1.	6	Bryan Thomson (3 PAT, 3 FG)	2014
		Bryan Thomson (3 PAT, 3 FG)	2012
		Joe Menton	1995
4.	4	Dennis Segich	1987
		Scott LeVan	1978
6.	3	Matt Delancey	1995
		Mike Lush	1980

Career

1.	16	Bryan Thomson (10 PAT, 6 FG)	2011-14
2.	8	Matt Delancey	1993-96
3.	7	Joe Menton	1991-95
4.	6	Henry Breckenridge	2001-04
		Scott LeVan	1976-78
6.	5	Kevin Nagle	1997-00
		Dennis Segich	1985-88

Team Records

1.	13	1996
2.	12	1995
3.	8	1978
4.	7	2007
5.	6	1993, 1997, 1999, 2012, 2014

Interceptions

Single Game

1.	4	Shawnte Carroll vs. Slippery Rock	2009
2.	3	Matt Crispell at Bloomsburg	2004
		Roger Straub vs. Kutztown	1992
		Bill Scott at Mansfield	1986
		Mike Lush vs. Central Conn.	1980

Single Season

1.	12	Mike Lush	1980
2.	10	Matt Crispell	2004
3.	8	Michael Wiggins	2004
		Jeremy Brown	2001
		Roger Straub	1992
		Curtis Bunch	1991
7.	7	Nicholas Artinger	2009
		Nick Beisker	2002
		Derrick Deburow	1990
		Linus Bolden	1989
		Ray Cianni	1978
		Fred Balina	1978

Career

1.	18	Matt Crispell	2003-05
		Curtis Bunch	1987-91
		Rich Rodenberger	1973-76
4.	15	Mike Lush	1976-80
		Ray Cianni	1976-79
6.	14	Michael Wiggins	2003-06
		Jeremy Brown	1999-01
		Melvin Woodson	1990-93
9.	13	Teron Dobbs	2012-15
		Nick Beisker	2000-02
		Derrick Deburow	1989-92

Interception Yardage

Single Season

1.	208	Mike Lush	1980
2.	171	Curtis Bunch	1990
3.	163	Jeremy Brown	2001

Career

1.	436	Curtis Bunch	1987-91
2.	262	Joe McLaughlin	1985-88
3.	249	Mike Lush	1976-80

Interception Returns for TD

Team, Game

3	vs. Slippery Rock	2009
2	vs. Mansfield	1985
	at West Chester	1978
	vs. Mansfield	1973

Individual, Game

2	Shawnte Carroll vs. Slippery Rock	2009
---	-----------------------------------	------

Single Season

2	Shawnte Carroll	2009
	Jeremy Brown	2001

Career

2	Darius Jackson	2010-13
	Shawnte Carroll	2008-11
	Michael Glover	1999-02
	Jeremy Brown	1999-01
	Joe McLaughlin	1985-88
	Dennis Segich	1985-88
	Fred Balina	1975-78

Forced Fumbles

Single Season

1.	5	Jeff Johnson	1978
2.	4	Mark Kalo	2009
		Nick Beisker	2002
		Joe Detzi	1978

Career

1.	9	Dan Murray	1984-87
2.	7	Bob Heumann	1987-89
		Mike Reichenbach	1980-83
4.	6	Bryan Thomson	2011-14
		Mike Bergey	2008-11
		Jeff Johnson	1975-78#
7.	5	Brandon Gattelli	2011-14
		Taylor Cave	2008-11
		Fred Rice	2004-08
		Nick Beisker	2000-02
		Kevin Nagle	1997-00
		Jay Callaghan	1990-92
		Joe Ruedt	1989-92
		Des Hussey	1988-91
		Dennis Segich	1985-88
		Scott Baublitz	1980-83

Johnson, Detzi's FF not available for 1975-76

Fumble Recoveries

Single Season

1.	6	Jeff Johnson	1978
2.	5	Joe McLaughlin	1988
		Fred Polk	1985
		Jack Shrawder	1978
5.	4	Sam Trunzo	2013
		Matthew Faas	2008
		Brian Holkovic	1999
		Jim Naugle	1996
		Johnny Lee Davis	1991
		Eric Sampson	1988
		Mike Lush	1980
		John Smith	1973
		Tom Polinski	1973

Career

1.	7	Jay Callaghan	1990-92
		Eric Sampson	1986-88
		Joe McLaughlin	1985-88
		Chris Gerhard	1983-86
		Bill Camp	1981-84
		Bill Bergen	1975-78
		Jeff Johnson	1975-78
		Tom Polinski	1971-74
9.	6	Brian Holkovic	1999-01
		Des Hussey	1988-91
		Mike Lush	1976-80
		John Smith	1970-73

SCORING PLAYS - DEFENSE / SPECIAL TEAMS

Defensive Touchdowns (since 1969)

2014	Konrad Mims at Bloomsburg	FR . . . 76
2013	Darius Jackson at Seton Hill	FR . . . 19
	Darius Jackson at West Chester	Int . . . 44
2012	Darius Jackson vs. Cheyney	Int . . . 54
2011	Curtis Culbreath vs. Pace	Int . . . 66
2010	Richard Peter at Pace	FR . . . 20
2009	Taylor Cave vs. Clarion	Int . . . 26
	Shawnte Carroll vs. Slippery Rock	Int . . . 36
	Nicholas Artinger vs. Slippery Rock	Int . . . 45
	Shawnte Carroll vs. Slippery Rock	Int . . . 40
2008	David Castillo vs. Gannon	Int . . . 64
	Matthew Faas vs. West Chester	FR . . . 75
	Matt Freed at C.W. Post	Int . . . 30
2007	Dave Lotier at Lock Haven	Int . . . 42
2006	Scott Christy vs. Cheyney	Int . . . 77
2005	Tyree Townes vs. Kutztown	Int . . . 34
	Noel Nation vs. C.W. Post (NCAA)	Int . . . 29
2004	Michael Wiggins vs. C.W. Post	Int . . . 55
2002	Michael Glover at Glenville State	Int . . . 25
	Phil DeCecco vs. Cheyney	FR . . . 43
2001	Jeremy Brown vs. West Chester	Int . . . 80
	Jeremy Brown at Millersville	Int . . . 33
2000	Adam DeAngelo vs. Millersville	Int . . . 28
	Michael Glover at Cheyney	Int . . . 25
1999	Jason Zinn vs. Glenville State	Int . . . 22
1995	Mike Lusch vs. West Chester	Int . . . 22
	Troy Myers at Slippery Rock	Int . . . 95
1994	Matt Gifford vs. Cheyney	FR . . . 6
1993	Jim Naugle vs. Mansfield	Int . . . 26
	Mike McClelland vs. Bloomsburg	FR . . . 8
1992	Matt Giarretta vs. SCSU	FR . . . 20
	Joe Menton vs. Millersville	Int . . . 27
1991	Curtis Bunch at Lenoir-Rhyne	Int . . . 60
	Jay Callaghan at SCSU	Int . . . 44
	Bobby Swift at Cheyney	FR . . . 0
	Derrick Deburow at Kutztown	Int . . . 32
	Melvin Woodson vs. Buffalo	Int . . . 22
1989	Ernie Sebastianelli vs. Mansfield	Int . . . 45
1988	Ernie Sebastianelli at Bloomsburg	FR . . . 19
1987	Joe McLaughlin vs. Mansfield	Int . . . 31
	Dennis Segich vs. SCSU	Int . . . 41
1986	Kevin Conroy vs. New Haven	Int . . . 55
	Dennis Segich at Mansfield	Int . . . 10
1985	Bill Scott vs. Mansfield	Int . . . 31
	Joe McLaughlin vs. Mansfield	Int . . . 74
1979	Ken Bratchie at C.W. Post	Int . . . 37
1978	Ray Yakavonis vs. Cortland	Int . . . 14
	Jeff Johnson at Millersville	FR . . . 0
	Tony Casucci at West Chester	Int . . . 63
	Fred Balina at West Chester	Int . . . 46
1977	Fred Balina vs. Montclair	Int . . . 52
	Phil Wayes at Cortland	Int . . . 50
1974	Andy Whittington vs. Slippery Rock	Int . . . 62
	Tom Kearney at West Chester	FR . . . 0
1973	John Yudi vs. Montclair	Int . . . 22
	Bill Navarre vs. Mansfield	Int . . . 34
	Ron Reidinger vs. Mansfield	Int . . . 26
	Tom Kozlosky at Bloomsburg	Int . . . 30
1970	Joseph Vancho at Montclair	FR . . . 75
	Raymond Johnson vs. Wilkes	Int . . . 26

Most Career Defensive TD

3	Darius Jackson2010-13 (Defense 12-13)
2	Shawnte Carroll, Jeremy Brown
	Ernie Sebastianelli, Joe McLaughlin
	Dennis Segich, Fred Balina

Longest Interception Return for TD

95	Troy Myers at Slippery Rock	1995
80	Jeremy Brown vs. West Chester	2001
77	Scott Christy vs. Cheyney	2006
74	Joe McLaughlin vs. Mansfield	1985

Longest Fumble Return for TD

76	Konrad Mims at Bloomsburg	2014
75	Matthew Faas vs. West Chester	2008
	Joseph Vancho at Montclair	1970

Return Touchdowns

PUNT RETURN

Season		
3	Dennis Mailhot	1989
2	Evan Prall	2006

Career		
4	Dennis Mailhot	1987-90
2	Evan Prall	2003-06
	Joe McLaughlin	1985-88
	Chris Gerhard	1983-86

KICK RETURN

Season		
2	Dennis Mailhot	1989

Career		
2	Dennis McWhite	1992-95
	Dennis Mailhot	1987-90

COMBINED KICK/PUNT RETURNS

Game		
2	Dennis Mailhot vs. Mansfield	1989

Season		
5	Dennis Mailhot	1989

Career		
6	Dennis Mailhot	1987-90
3	Joe McLaughlin	1985-88

Special Teams Scoring Plays (since 1969)

2015	Teron Dobbs vs. Bloomsburg	PR . . . 64
2014	Teron Dobbs vs. Slippery Rock	Blk FG . . 95
	Joe Welk vs. Kutztown	KR . . . 93
2012	Brandon Mercer vs. Cheyney	KR . . . 94
	Darius Jackson vs. Cheyney	Blk (PAT) n/a
2011	Taylor Cave at Cheyney	Blk (PAT) . 95
2006	Evan Prall vs. Lock Haven	PR . . . 69
	Evan Prall vs. West Chester	PR . . . 75
2005	Tyree Townes vs. Bloom (NCAA)	Blk Pnt . . 7
2003	John Jeffries vs. Lenoir-Rhyne	PR . . . 62
	Derek Lucas vs. Lenoir-Rhyne	PR . . . 52
	Tyree Townes at Millersville	Blk FG . . 84
2002	Mike Yanocha at Mansfield	KR . . . 97
	Michael Glover vs. Millersville	KR . . . 93
	Greg Thoman vs. Millersville	Blk Pnt . 19
2000	Michael Glover at Cheyney	Int. (PAT) . 95
1998	Rob Flores vs. West Chester	FR (PAT) n/a
	Matt Kacanda at Bloomsburg	KR . . . 98
1997	Mike Mancuso at Kutztown	PR . . . 45
1996	J.D. Granger vs. IUP	Blk Pnt . . 0
	Bill Fonzone vs. IUP	Blk Pnt . 18
	Mike Rhine vs. IUP	FR (PAT) . 30
	[lateral from Ian Geffers]	
1995	Tim Green at Cheyney	Blk Pnt . 20
	Joe Pawloski vs. Mansfield	KR . . . 92
1993	Dennis McWhite vs. West Chester	KR . . . 86
1992	Dennis McWhite vs. Cheyney	KR . . . 89
1991	Derrick Deburow at Cheyney	Blk Pnt . . 9
1990	Dennis Mailhot vs. Cheyney	PR . . . 71
1989	Dennis Mailhot vs. Montclair	PR . . . 68
	Dennis Mailhot vs. Mansfield	KR . . . 90
	Dennis Mailhot vs. Mansfield	PR . . . 62
	Dennis Mailhot vs. Bloomsburg	PR . . . 72
	Dennis Mailhot vs. West Chester	KR . . . 83
1988	Joe McLaughlin vs. SCSU	PR . . . 53
1987	Joe McLaughlin at Millersville	PR . . . 72
1986	Chris Gerhard vs. Clarion	PR . . . 73
	Joe McLaughlin vs. Clarion	KR . . . 80
1985	Tracy Coleman at Cheyney	PR . . . 78
1983	Chris Gerhard vs. Clarion (PSAC)	PR . . . 44
1982	Chuck Reiss vs. Cheyney	Blk Pnt . . 2
1981	Craig Summers at Cheyney	Blk Pnt . . 6
	Bob Crawford at Cheyney	Blk FG . . 22
	Craig Summers at IUP	Blk Pnt . . 2
1980	Rich Fetherolf vs. IUP	Blk Pnt . 36
1979	Scott Feldman at Cortland	Blk Pnt . 25
1978	Joe Detzi at Montclair	Blk Pnt . 29
	Tony Casucci vs. Cortland	Blk Pnt . 40
	Scott LeVan vs. Cortland	PR . . . 62
1977	Doug Rhoads vs. Millersville	Blk Pnt . . 2
1976	Fred Balina vs. Bloomsburg	PR . . . 71
1973	Rich Rodenberger at Bloomsburg	Blk Pnt . 22
1972	Don Coyer vs. Cheyney	Blk Pnt . . 0
1970	Ed Long vs. Cheyney	Blk Pnt 23

PUNTING / KICK RETURNS / PUNT RETURNS

Punt Return Average (since 1968)

Single Game (min. 90 yards)

1.	26.2	Evan Prall vs. Lock Haven (5-131) 2006
2.	24.8	Fred Balina vs. Bloomsburg (4-99) 1976
3.	21.2	Mike Mancuso at Kutztown (5-106) 1997
4.	20.3	Fred Balina vs. Cheyney (6-122) 1978

Single Season (min. 10 returns)

1.	20.3	Teron Dobbs 2015
2.	17.9	Evan Prall 2006
3.	17.8	Dennis Mailhot 1989
4.	14.5	Willard Stem (FR) 1972
5.	13.9	Troy Myers 1995
6.	12.4	Willard Stem 1974
7.	12.1	Chris Gerhard (FR) 1983
8.	11.8	Rick Jones (FR) 1974
9.	11.4	Fred Balina 1977
10.	11.3	Matt Kacanda 1999

Career

1.	19.5	Teron Dobbs 2012-15
2.	15.4	Evan Prall 2003-06
3.	14.3	Dennis Mailhot 1987-90
4.	10.9	Willard Stem 1972-75
5.	9.9	Troy Myers 1993-95
6.	9.9	Fred Balina 1975-78
7.	9.4	Drew Stem 2006-08
8.	9.1	John Jeffries 2000-03
9.	8.8	Mike Mancuso 1994-97
10.	8.3	Chris Gerhard 1983-86

Punt Return Yards (since 1968)

Single Game (since 1974)

1.	131 (5)	Evan Prall vs. Lock Haven 2006
2.	122 (6)	Fred Balina vs. Cheyney 1978
3.	108 (6)	Chris Gerhard vs. Cheyney 1984
4.	108 (7)	Drew Stem vs. Kutztown 2008
5.	106 (5)	Mike Mancuso at Kutztown 1997

Single Season

1.	357	Evan Prall 2006
2.	346	Fred Balina 1978
3.	306	Joe McLaughlin 1987
4.	303	Fred Balina 1976
5.	286	Jim Rappo 1979
6.	284	Dennis Mailhot 1989
7.	277	Drew Stem 2008
8.	250	Chris Gerhard 1984
9.	247	Fred Balina 1977
10.	247	John Jeffries 2003

Career

1.	903	Fred Balina 1975-78
2.	759	Chris Gerhard 1983-86
3.	745	Joe McLaughlin 1985-88
4.	539	Evan Prall 2003-06
5.	496	Bill Campbell 1980-82
6.	459	Dennis Mailhot 1987-90
7.	473	Willard Stem 1972-75
8.	408	John Jeffries 2000-03
9.	368	Jim Rappo 1977-79
10.	366	Drew Stem 2005-08

Kick Return Average (since 1968)

Single Game (min. 125 yards)

1.	70.0	Dennis Mailhot vs. WC (2-140) 1989
2.	54.7	McLaughlin vs. Mansfield (3-164) (FR) 1985
3.	48.0	Mercer vs. Cheyney (3-144) (R-FR) 2012
4.	44.7	Evan Prall vs. Kutztown (3-134) 2005
5.	43.3	Matt Kacanda vs. Cheyney (3-130) 1999

Single Season (min. 10 returns)

1.	32.6	Dennis Mailhot 1989
2.	31.9	Brandon Mercer (R-FR) 2012
3.	30.9	Drew Stem 2007
4.	28.7	Drew Stem 2006
5.	28.5	Mike Mancuso (FR) 1994
6.	27.7	Dennis McWhite 1993
7.	27.7	Dennis McWhite 1992
8.	26.7	Joe Welk 2014
9.	26.7	Joe McLaughlin (FR) 1985
10.	25.7	Joe McLaughlin 1986

Career

1.	26.5	Brandon Mercer 2012-13
2.	26.2	Matt Kacanda 1998-99
3.	26.1	Drew Stem 2006-08
4.	25.7	Dennis McWhite 1992-95
5.	24.2	Joe Welk 2012-15
6.	23.7	Dusty Reed 2010-12, 14
7.	23.0	Joe Klebon 2009-11
8.	22.7	Joe McLaughlin 1985-88
9.	22.4	Bob Dinan 1968-69
10.	21.8	Mike Mancuso 1994-97
		Dennis Mailhot 1987-90
		Chris Gerhard 1983-86

Kick Return Yards (since 1968)

Single Game (since 1974)

1.	247 (9)	Dusty Reed vs. Kutztown 2012
2.	183 (9)	Marquis Fells vs. IUP 2016
3.	181 (6)	Drew Stem vs. Millersville 2007
4.	181 (6)	Matt Kacanda vs. Millersville 1999
5.	170 (7)	Joe Klebon at Bloomsburg (R-FR) 2010

Single Season (min. 500 yards)

1.	1,210	Matt Kacanda 1999
2.	724	Kendrick Williams 2011
3.	658	Chris Gerhard 1986
4.	608	Chris Gerhard 1984
5.	599	Mike Mancuso 1997
6.	594	Joe Klebon (R-FR) 2010
7.	512	Joe McLaughlin 1987

Career

1.	2,008	Chris Gerhard 1983-86
2.	1,873	Mike Mancuso 1994-97
3.	1,438	Matt Kacanda 1998-99
4.	1,406	Joe McLaughlin 1985-88
5.	1,280	Drew Stem 2005-08
6.	1,132	Dennis McWhite 1992-95
7.	1,034	Evan Prall 2003-06
8.	924	Dusty Reed 2010-12, 14
9.	909	Tim Wilson 2012-13, 16
10.	845	Kendrick Williams 2009-12

Combined Return Yards (since 1968)

Single Game (KR, PR)

1.	247	Reed vs. Kutztown (247-9) 2012
2.	216	McLaughlin vs. Mansfield (164-3, 52-3) (FR) 1985
3.	208	Stem vs. Millersville (181-6, 27-2) 2007
4.	191	Kacanda vs. Glenville (145-5, 46-3) 1999
5.	189	Kacanda vs. Millersville (181-6, 8-2) 1999

Single Season

1.	1,435	Matt Kacanda 1999
2.	858	Chris Gerhard 1984
3.	818	Joe McLaughlin 1987
4.	815	Chris Gerhard 1986
5.	760	Mike Mancuso 1997
6.	751	Drew Stem 2008
7.	724	Kendrick Williams 2011
8.	643	Dennis Mailhot 1989
9.	617	Evan Prall 2006
10.	601	Mike Mancuso 1996

Career (1,000+)

1.	2,767	Chris Gerhard 1983-86
2.	2,197	Mike Mancuso 1994-97
3.	2,151	Joe McLaughlin 1985-88
4.	1,663	Matt Kacanda 1998-99
5.	1,646	Drew Stem 2005-08
6.	1,573	Evan Prall 2003-06
7.	1,429	Fred Balina 1975-78
8.	1,201	Dennis Mailhot 1987-90
9.	1,132	Dennis McWhite 1992-95
10.	1,071	Tim Wilson 2012-13, 16

Punting Average

Single Season

1.	46.0	Nick Krut (48-2,210) 2008
2.	44.4	Adam Hostetter (54-2,397) 2001
3.	43.2	Ken Parrish (33-1,426) 2004
4.	42.5	Jordan Bair (51-2,170) 2014
5.	42.1	Todd McNamee (72-3,030) 1988
6.	42.0	Ken Parrish (42-1,764) 2005
7.	41.4	Jim Villani (66-2,732) 1979
8.	41.0	Ed Detwiler (50-2,049) 1991
9.	40.7	Nick Krut (48-1,953) 2007
		Ken Parrish (46-1,873) 2003

Career

1.	42.4	Nick Krut (120-5,093) 2006-08
2.	40.5	Jim Villani (138-5,589) 1978-79
3.	40.4	Ken Parrish (174-7,030) 2002-05
4.	40.1	Adam Hostetter (242-9,710) 1998-01
5.	40.0	Ed Detwiler (202-8,077) 1989-92

Longest Punt

1.	78	Todd McNamee vs. SCSU 1988
2.	75	Ken Parrish vs. West Chester 2004
		Ed Detwiler vs. Bloomsburg 1991
		Ed Detwiler at Millersville 1991
		Todd McNamee vs. Cheyney 1988
		Rob Derby vs. West Chester 1949

TEAM OFFENSIVE RECORDS

Note: Most records since 1974

Points Scored

Single Game

99	1926	at Lock Haven (99-0)
78	1996	vs. Cheyney (78-32)
72	2005	at Bentley (72-17)
70	2013	at Seton Hill (70-7)
	1980	vs. Bloomsburg (70-15)
	1968	vs. Bloomsburg (70-14)

Single Season

42.5	2005	596 points (14)
42.1	1968	379 points (9)
40.8	2013	449 points (11)
40.0	2015	440 points (11)

Total Offense

Single Game

828	2012	at LIU Post
736	1996	at New Haven
712	2005	vs. SCSU (NCAA)
705	1968	vs. Bloomsburg
698	1996	at Mansfield
696	2013	vs. Lock Haven
693	2015	vs. Shippensburg
692	2013	vs. Clarion
678	1996	vs. Cheyney
677	1994	vs. SCSU
672	2005	at C.W. Post
667	2011	vs. Pace
663	2005	at Clarion
636	1996	at Bloomsburg
632	2004	vs. Millersville
629	2014	at Shippensburg
622	2005	at Bentley
620	2013	vs. Bloomsburg
613	1995	vs. American Intl.
607	2004	vs. Cheyney
600	2011	at Kutztown

Single Season

509.1	1996	5,091 yards (10)
508.4	2005	7,118 yards (14)
508.1	2013	5,589 yards (11)
498.1	2004	5,977 yards (12)
497.9	2012	4,979 yards (10)
488.0	2015	5,368 yards (11)
464.8	1994	4,648 yards (10)
457.3	1968	4,116 yards (9)
450.2	2014	4,952 yards (11)

Offensive Plays

Single Game

107	2015	vs. Shippensburg
106	1994	vs. SCSU
94	1996	at New Haven
93	2016	vs. Lock Haven
91	1983	vs. Mansfield
90	2008	vs. Shippensburg

Single Season (per game)

81.8	1994818 plays (10)
79.0	2015869 plays (11)
74.9	1996749 plays (10)

Yards per Play

7.9	2004	5,977 yards (753)
7.6	2005	7,118 yards (934)
7.2	2012	4,979 yards (692)

Yards per Play (single game)

12.4	2004	vs. Cheyney (49-607)
11.3	2011	vs. Pace (59-667)
10.8	2012	vs. Cheyney (54-582)
10.5	2005	at C.W. Post (64-672)
	2012	at C.W. Post (79-828)
10.4	2004	vs. Millersville (61-632)
10.3	2005	vs. Mansfield (53-546)
	2005	vs. C.W. Post (NCAA) (52-535)
10.2	2013	vs. Lock Haven (68-696)

Rushing

Single Game

442	1962	vs. Cheyney
395	1977	at Cortland State
382	1993	vs. Bloomsburg
368	2005	vs. SCSU (NCAA)
363	1976	vs. Cheyney
350	1976	vs. Kutztown
338	2013	at Seton Hill
337	2007	at Cheyney
334	2012	vs. Cheyney
323	1974	vs. Cortland State
315	2003	at Cheyney
315	1994	vs. SCSU
308	2002	vs. Kutztown
305	1994	at Springfield
302	2000	vs. Shepherd
301	2013	at Shippensburg
301	1976	at Millersville
300	1987	vs. SCSU

Single Season

288.8	1962	2,599 yards (9)
260.8	1965	2,608 yards (10)
239.6	1976	2,396 yards (10)
216.9	1977	1,735 yards (8)

Rushing Plays

Single Game

64	1978	at Mansfield
63	1988	vs. Cheyney
62	1980	vs. Kutztown
	1974	vs. Bloomsburg

Single Season (per game, since 1970)

55.4	1973443 plays (8)
54.6	1978601 plays (11)
52.1	1977417 plays (8)

Yards per Carry

5.2	2004	1,961 yards (374)
5.1	2013	2,084 yards (412)
5.0	2003	1,815 yards (362)
	1970	1,628 yards (326)

Yards per Carry (single game)

10.4	2006	vs. West Chester (14-146)
9.3	2012	vs. Cheyney (36-334)
7.9	2016	at Mercyhurst (35-276)
7.9	1998	vs. Cheyney (29-228)
7.7	2012	at C.W. Post (36-276)
7.7	2005	vs. SCSU (NCAA) (48-368)

Passing Plays

Single Game

71	2016	vs. Lock Haven
70	2015	vs. Shippensburg
61	1999	vs. Millersville
60	2008	vs. Shippensburg
59	1996	at New Haven
57	2010	vs. Kutztown
	1970	at Lafayette

Single Season (per game)

44.9	2015	494 attempts (11)
41.5	1996	415 attempts (10)
39.5	2011	435 attempts (11)
39.2	2014	431 attempts (11)
37.6	1994	376 attempts (10)

Yards per Attempt

10.8	2005	4,835 yards (447)
10.6	2004	4,016 yards (379)
9.7	1996	4,041 yards (415)
9.6	2012	3,276 yards (342)

Yards per Attempt (single game)

18.2	2005	at Clarion (16-22, 401)
17.1	2005	at C.W. Post (20-32, 546)
16.9	2011	vs. Pace (18-27, 456)
15.9	2013	vs. Lock Haven (18-29, 462)
15.4	2005	vs. C.W. Post (NCAA) (19-25, 384)

Yards per Completion

18.0	1996	4,041 yards (224)
17.5	2005	4,835 yards (277)
17.2	2004	4,016 yards (233)
17.0	1978	1,431 yards (84)

Completion Percentage

65.3	2006	235-for-360
62.0	2005	227-for-447
61.5	2004	233-for-379
60.7	2009	219-for-361
60.5	2012	207-for-342
60.2	2010	237-for-394

Completion Percentage (single game)

81.1	2012	vs. West Chester (30-37)
81.0	1989	at SCSU (17-21)
77.8	2003	vs. Bloomsburg (28-36)
	1984	at West Chester (21-27)
	1974	at Mansfield (7-9)

Passing

Single Game

616	1996	at Mansfield
603	1996	at New Haven
594	2015	vs. Shippensburg
552	2012	at LIU Post
549	1996	vs. Cheyney
546	2005	at C.W. Post
522	2011	at Kutztown
503	2011	vs. C.W. Post
502	2014	at Edinboro
499	2004	vs. Cheyney
493	1996	at Bloomsburg
476	2013	vs. Bloomsburg
472	1996	vs. SCSU
468	2016	vs. Lock Haven
463	2013	vs. Clarion
462	2013	vs. Lock Haven
456	2011	vs. Pace
454	2009	at Kutztown
452	1982	at Millersville

Single Season

404.1	1996	4,041 yards (10)
361.5	2015	3,977 yards (11)
345.4	2005	4,835 yards (14)
334.6	2004	4,016 yards (12)
329.1	2014	3,620 yards (11)
327.6	2012	3,276 yards (10)
323.2	2011	3,555 yards (11)
318.6	2013	3,505 yards (11)

First Downs

Single Game

39	2015	vs. Gannon
38	2015	vs. Shippensburg
36	2013	vs. Clarion
	2003	at Cheyney
	1994	vs. SCSU
34	2012	at LIU Post
33	2005	vs. SCSU (NCAA)
32	2016	vs. Lock Haven
	2015	at Lock Haven
	1995	vs. American Intl.

Single Season (per game)

27.0	2015297 (11)
25.6	2013282 (11)
23.9	2005334 (14)
23.0	2012230 (10)

No Punts in a Game

2013	vs. Millersville
2010	vs. Cheyney
2006	vs. Cheyney; vs. Kutztown
2005	at Clarion
2004	at Mansfield
1983	vs. Mansfield

Most Victories

11	(11-3)	2005
10	(10-2)	2004
	(10-1)	1978
	(10-0)	1965, 1975

Consecutive Victories

19	1975-76
----	---------

Consecutive Games without a Loss

21	1975-77
----	---------

Undefeated Seasons

10-0	1965, 1975
9-0-1	1976 ... 8-0-1 - 1968 ... 6-0 - 1942

ESU Offensive Lows (since 1974)

Rushing Yards

-45	2014	vs. Kutztown
-43	1986	vs. Millersville
-38	2007	at California

Total Yards

16	1986	vs. Millersville
21	1980	at Millersville
53	2007	at California

First Downs

1	1980	at Millersville
5	1986	vs. Millersville
	1986	vs. Kutztown

Total Plays

43	2014	vs. Cheyney
	1974	vs. Slippery Rock
44	2009	at Shippensburg

Interceptions

5	2011	vs. C.W. Post
	2011	at Shippensburg
	1988	at Bloomsburg
	1981	at Kutztown
	1978	vs. C.W. Post

Fumbles Lost

5	2007	at Kutztown
	1995	vs. Mansfield

Turnovers, Game

8	1988	at Bloomsburg (5 Int., 3 FR)
	1974	at IUP (4 Int., 4 FR)
7	1985	at Cheyney (4 Int., 3 FR)
	1981	at Kutztown (5 Int., 2 FR)

Turnovers, Season

42	1991	24 Int., 18 FR
41	2011	27 Int., 14 FR

Turnover Margin

-6	1986	at West Chester (0-6)
-5	2007	at Kutztown (1-6)
	2000	at Clarion (1-6)
	1988	at Bloomsburg (3-8)
	1984	at West Chester (0-5)
	1980	at Montclair (1-6)
	1980	vs. IUP (1-6)

TEAM DEFENSIVE RECORDS

Points Allowed

Single Game

0 Last time vs. Lock Haven . 2012
(28 shutouts in 43 years under Douds)

Shutouts, Season

6 1926..... 8 games
1959..... 9 games
4 9 times, most recent 1964

Points Allowed, Season

1.5 1926..... 12 points (8)
2.2 1942..... 13 points (6)
5.6 1961..... 45 points (8)

Since 1974 (under Douds)

6.9 1978..... 76 points (11)
8.7 1976..... 87 points (10)
9.5 1975..... 95 points (10)
9.7 1979..... 97 points (10)
11.4 1977..... 91 points (8)

Total Defense

Single Game

-39 1978..... at Mansfield
-5 1964..... vs. Cheyney
14 1988..... vs. Cheyney
73 1978..... vs. Bloomsburg
83 1991..... at Cheyney
1976..... at Mansfield
94 1976..... at Montclair
98 1978..... at Millersville
100 2003..... vs. Lenoir-Rhyne

Single Season

107.9 1961..... 863 yards (8)
112.4 1962..... 899 yards (9)

Since 1974 (under Douds)

159.6 1978..... 1,755 yards (11)
220.1 1976..... 2,201 yards (10)
222.0 1988..... 2,220 yards (10)
242.6 1977..... 1,941 yards (8)
248.6 1979..... 2,486 yards (10)

Offensive Plays

Single Game

38 2002..... vs. Kutztown
45 2012..... vs. West Chester
46 1988..... vs. Cheyney
1976..... at Mansfield
47 2001..... vs. Cheyney
1977..... vs. West Chester
1975..... vs. Mansfield
48 1977..... at Cheyney
49 2009..... at Cheyney
2003..... vs. Lenoir-Rhyne
1978..... at Mansfield

Single Season

58.6 2006..... 645 plays (11)
60.9 1978..... 670 plays (11)
62.8 1975..... 628 plays (10)
63.4 1977..... 507 plays (8)
64.2 2009..... 770 plays (12)

Yards per Play

2.6 1978..... 1,755 yards (670)
2.8 1973..... 1,486 yards (530)
3.2 1972..... 1,949 yards (596)
3.4 1988..... 2,220 yards (652)
1976..... 2,201 yards (655)

Yards per play (single game)

-0.8 1978..... at Mansfield (49- -39)
0.3 1988..... vs. Cheyney (46-14)
1.3 1991..... at Cheyney (62-83)
1.4 1978..... vs. Bloomsburg (51-73)
1.8 1982..... at Mansfield (66-118)

Rushing

Single Game

-51 1978..... at Mansfield
-28 1990..... vs. Cheyney
-18 1964..... vs. Cheyney
-15 1988..... vs. Kutztown
-11 2013..... at Seton Hill
-2 1988..... vs. Cheyney

Single Season

47.9 1961..... 383 yards (8)
48.6 1962..... 390 yards (9)

Since 1974 (under Douds)

59.7 1978..... 657 yards (11)
94.8 1988..... 948 yards (10)
110.2 1990..... 1,102 yards (10)

Yards per Carry

1.5 1978..... 657 yards (443)
2.3 1988..... 948 yards (407)
2.5 1972..... 1,043 yards (425)

Yards per Carry (single game)

-1.4 1978..... at Mansfield (37- -51)
-1.0 1990..... vs. Cheyney (27- -28)
-0.5 1988..... vs. Kutztown (31- -15)
-0.5 2013..... at Seton Hill (24- -11)
-0.1 1988..... vs. Cheyney (29- -2)

Passing

Single Game

-4 1978..... vs. Bloomsburg
-1 1982..... at Mansfield
8 1976..... vs. Cheyney
1975..... vs. Mansfield
12 1978..... at Mansfield
16 1988..... vs. Cheyney
24 1975..... at Kutztown

Single Season

37.6 1973..... 301 yards (8)
60.0 1961..... 480 yards (8)

Since 1974 (under Douds)

89.9 1976..... 899 yards (10)
98.2 1974..... 982 yards (10)
99.4 1975..... 994 yards (10)
99.8 1978..... 1,098 yards (11)
115.1 1982..... 1,266 yards (11)

Yards per Attempt

2.7 1973..... 301 yards (113)
4.3 1976..... 899 yards (209)
4.4 1982..... 1,266 yards (286)
4.7 2001..... 1,180 yards (249)
4.8 1978..... 1,098 yards (227)

Yards per Attempt (single game)

-0.4 1978..... vs. Bloomsburg (2-10, -4)
-0.1 1982..... at Mansfield (2-17, -1)
0.9 1988..... vs. Cheyney (2-17, 16)
1.0 1978..... at Mansfield (4-12, 12)
1.0 1976..... vs. Cheyney (3-8, 8)
1.0 1975..... 2-8, 8)

Yards per Completion

7.9 1973..... 301 yards (38)
10.6 2000..... 1,753 yards (165)
10.7 1976..... 899 yards (84)
11.0 1974..... 982 yards (89)

Completion Percentage (game)

11.8 1988..... vs. Cheyney (2-17)
1982..... at Mansfield (2-17)
15.0 2001..... vs. Cheyney (3-20)
15.4 1975..... vs. Montclair (2-13)
16.7 1976..... at West Chester (3-18)
17.1 1991..... vs. Bloomsburg (6-35)

Completion Percentage (season)

33.6 1973..... 38-for-113
37.0 1978..... 84-for-227
37.1 1982..... 106-for-286
38.6 1972..... 66-for-171
40.2 2001..... 100-for-249
1976..... 84-for-209

First Downs

Single Game

0 1978..... at Mansfield
2 1988..... vs. Cheyney
5 2002..... vs. Kutztown
1983..... at Central Conn.
1978..... vs. Bloomsburg

Single Season

9.4 1978..... 103 (11)
10.9 1973..... 87 (8)
11.6 1972..... 104 (9)
12.6 1975..... 126 (10)
12.7 1979..... 127 (10)
12.8 1977..... 102 (8)
13.3 1988..... 133 (10)

Sacks

Single Game

10 1991..... at Cheyney
1988..... at Mansfield
9 2010..... at Pace
1993..... at California
1990..... vs. Cheyney
1988..... vs. Kutztown
1978..... at Mansfield
8 2013..... at Kutztown
2012..... at Mercyhurst
2000..... vs. Millersville
1991..... at Lenoir-Rhyne
1981..... at Cheyney

Single Season

50 1991
47 1978
44 1988
36 2010 - 1981
35 1990
34 1996
33 2014 - 2009
32 2013
31 2000 - 1992 - 1987
30 2012 - 1993 - 1989

Turnovers

Single Game

10 1978..... vs. Cortland (7 Int., 3 FR)
9 1990..... vs. Cheyney (5 Int., 4 FR)
8 1999..... vs. Cheyney (7 Int., 1 FR)
1992..... vs. Kutztown (6 Int., 2 FR)
1989..... vs. Mansfield (3 Int., 5 FR)
1986..... vs. Cheyney (2 Int., 6 FR)
1978..... vs. Cheyney (5 Int., 3 FR)
7 10 times, most recently
2009 vs. Slippery Rock (6 Int., 1 FR)

Single Season

55 1978..... 33 Int., 22 FR
46 1983..... 29 Int., 17 FR
44 1991..... 19 Int., 25 FR
40 1980..... 21 Int., 19 FR
1975..... 20 Int., 20 FR
36 1993..... 24 Int., 12 FR
1992..... 25 Int., 11 FR
1990..... 21 Int., 15 FR
1989..... 20 Int., 16 FR
35 1985..... 14 Int., 21 FR

Turnover Differential

+8 1999..... vs. Cheyney (8-0)
1990..... vs. Cheyney (9-1)
+7 1978..... vs. Cortland (10-3)
1975..... at Slippery Rock (7-0)
+6 1986..... vs. Cheyney (8-2)
+5 2009..... vs. Slippery Rock (7-2)
1990..... at Buffalo (6-1)
1977..... vs. Mansfield (5-0)
1975..... vs. Mansfield (6-1)

No Turnovers, either Team

2014 at Edinboro
2008 vs. Kutztown
2004 vs. West Chester (NCAA)
2000 vs. Shepherd

Best Turnover Differential, Season

+21 1978..... 55 Opp., 34 ESU
+15 2002..... 33 Opp., 18 ESU
+14 2013..... 25 Opp., 11 ESU
+14 1993..... 36 Opp., 22 ESU
1975..... 40 Opp., 26 ESU

Worst Turnover Differential, Season

-20 2011..... 21 Opp., 41 ESU
-14 1997..... 19 Opp., 33 ESU

Interceptions

Single Game

7 1999..... vs. Cheyney
1978..... vs. Cortland
6 2009..... vs. Slippery Rock
1992..... vs. Kutztown
5 14 times, most recently
1998..... at Bloomsburg

Single Season

33 1978
29 1983
25 1992
24 1993
23 2004
22 1972
21 1990 - 1980 - 1979
20 1994 - 1989 - 1982 - 1975

Fumble Recoveries

Single Game

6 1986..... vs. Cheyney
5 2009..... vs. C.W. Post
1995..... at Kutztown
1991..... at SCSU
1989..... vs. Mansfield
1985..... at SCSU

Single Season

26 1978
25 1991
21 1985
20 1975 - 1973
19 1980
17 1986 - 1983
16 1989 - 1987

3rd Down Percentage

(since 1990)

Single Game

0.0 (0-12) 1997..... at Kutztown
0.0 (0-10) 2003..... vs. Lenoir-Rhyne
0.0 (0-8) 2001..... at Millersville

Single Season

27.1 2001..... .38 of 140
29.2 2002..... .38 of 130
31.7 1995..... .51 of 161
32.3 2008..... .54 of 167
32.9 2003..... .48 of 146
1994..... .46 of 140

4th Down Percentage

(since 1998)

Single Season

18.8 2009..... .3 of 16
24.1 2005..... .7 of 29
26.7 2013..... .4 of 15
28.6 2000..... .6 of 21
36.4 2001..... .8 of 22

SCORING RECORDS / COMEBACKS

Note: Most records since 1969

ESU Points Scored, Game

99	99-0	at Lock Haven, 1926
78	78-32	vs. Cheyney, 1996
72	72-17	at Bentley, 2005
70	70-7	at Seton Hill, 2013
	70-14	vs. Bloomsburg, 1980
	70-14	vs. Bloomsburg, 1968
69	69-7	at Cheyney, 2015
	69-20	at Cheyney, 2003
	69-14	at Cortland State, 1977
	69-0	vs. Bloomsburg, 1964
68	68-6	vs. Cheyney, 1962
67	67-69 (L, 50T)	vs. Shippensburg, 2015
66	66-7	vs. Millersville, 2013
	66-49	at C.W. Post, 2005

Opponents Points Scored, Game

73	73-42	IUP, 2016
70	70-10	at New Hampshire, 1998
69	69-67 (50T)	vs. Shippensburg, 2015
66	66-41	Lock Haven, 2016
	66-41	at Gannon, 2014
63	63-17	at Kutztown, 2015
	63-21	vs. Shippensburg, 2012
59	59-33	vs. Kutztown, 2012
	59-56	at New Haven, 1996
58	58-42	at Bloomsburg, 1996
	58-0	at Shippensburg, 1936
57	57-15	at Slippery Rock, 2016
	57-35	vs. West Chester, 1998
56	56-24	vs. Slippery Rock, 2014
	56-27	at Mansfield, 1990

Combined Points Scored, Game

136	67-69 (L, 50T)	vs. Shippensburg, 2015
115	42-73 (L)	IUP, 2016
	66-49 (W)	at C.W. Post, 2005
	56-59 (L)	at New Haven, 1996
110	78-32 (W)	vs. Cheyney, 1996
107	41-66 (L)	Lock Haven, 2016
	41-66 (L)	at Gannon, 2014
100	42-58 (L)	at Bloomsburg, 1996
99	99-0 (W)	at Lock Haven, 1926
97	45-52 (L)	at Mercyhurst, 2012
92	33-59 (L)	vs. Kutztown, 2012
	35-57 (L)	vs. West Chester, 1998
	43-49 (L)	vs. Kutztown, 1970
91	52-39 (W)	at Bloomsburg (NCAA), 2005
90	38-52 (L)	vs. Bloomsburg, 2013
	48-42 (W)	at C.W. Post, 2008

Combined Points Scored, Quarter

53	4th (33-20)	1991 at SCSU (W 43-41)
51	2nd (21-30)	1996 at New Haven (L 56-59)
	4th (21-30)	1984 at Lafayette (L 38-44)
46	4th (13-33)	2003 vs. Bloomsburg (L 37-40)
43	2nd (33-10)	1996 vs. Cheyney (W 78-32)
	2nd (29-14)	1990 vs. Cheyney (W 46-14)
42	2nd (35-7)	2008 at C.W. Post (W 48-42)
	2nd (21-21)	2006 vs. California (W 41-34)
	3rd (28-14)	2005 at C.W. Post (W 66-49)
	2nd (21-21)	2000 at Clarion (W 37-33)
1st Quarter			
38	(38-0)	1978 vs. Cortland (W 64-7)

Combined Points Scored, Half

71	1st (45-26)	1996 vs. Cheyney (W 78-32)
70	1st (28-42)	1996 at New Haven (L 56-59)
66	1st (21-45)	2016 vs. IUP (L 42-73)
64	1st (64-0)	1978 vs. Cortland State (W 64-7)
63	2nd (35-28)	2005 at C.W. Post (W 66-49)
61	1st (58-3)	2005 at Bentley (W 72-17)
60	2nd (33-27)	1991 at SCSU (W 43-41)

ESU Points Scored, Quarter

38	1st	vs. Cortland State, 1978
35	2nd	at C.W. Post, 2008
34	2nd	at Millersville, 2010
33	3rd	vs. Cheyney, 1996
	4th	at SCSU, 1991
31	2nd	at Bentley, 2005
30	1st	at Seton Hill, 2013
	1st	vs. Lenoir-Rhyne, 2003
	3rd	vs. Mansfield, 1985

ESU Points Scored, 4th Quarter

33	4th	at SCSU, 1991
28	4th	at New Haven, 1996
24	4th	at Pace, 2010
	4th	at Bloomsburg (NCAA), 2005

ESU Points Scored, Half

64	1st	vs. Cortland State, 1978
58	1st	at Bentley, 2005
54	1st	vs. Millersville, 2013
51	1st	at Millersville, 2010
	1st	vs. Lenoir-Rhyne, 2003
45	1st	vs. Cheyney, 2001
	1st	vs. Cheyney, 1996
	2nd	vs. Mansfield, 1985
43	2nd	at Seton Hill, 2013
42	1st	vs. Pace, 2011
	1st	at Clarion, 2005
	1st	vs. Cheyney, 2004
	1st	at Millersville, 2001
	2nd	vs. Bloomsburg, 1980

ESU Largest Halftime Lead

64	64-0	vs. Cortland State, 1978
55	58-3	at Bentley, 2005
54	54-0	vs. Millersville, 2013
51	51-0	vs. Lenoir-Rhyne, 2003
45	45-0	vs. Cheyney, 2001
44	51-7	at Millersville, 2010
42	42-0	at Seton Hill, 2013
	42-0	vs. Pace, 2011
	42-0	at Clarion, 2005
	42-0	vs. Cheyney, 2004

ESU Deficit Overcome, Game (27)

18	3-21 (35-34)	vs. Bloomsburg, 2015
	10-28 (43-41)	at SCSU, 1991
17	6-23 (27-26)	vs. Edinboro, 2011
	7-24 (41-34)	vs. California, 2006
	7-24 (28-24)	vs. Millersville, 1975
15	6-21 (31-30)	vs. Edinboro, 2001
14	14-28 (44-41 OT)	vs. Shippensburg, 2008
	0-14 (35-28 OT)	vs. Shepherd, 2000
	0-14 (25-14)	vs. Springfield, 1993
	3-17 (T 17-17)	at Millersville, 1991
	7-21 (31-21)	vs. Mansfield, 1987
13	7-20 (21-20)	at West Chester, 2009
	7-20 (57-20)	vs. Mansfield, 2005
	0-13 (28-27)	vs. West Chester, 2003
	0-13 (38-34)	vs. Glenville State, 1999
12	23-35 (43-35)	at LIU Post, 2014
11	3-14 (34-31)	at Mercyhurst, 2016
	3-14 (48-42)	at C.W. Post, 2008
	6-17 (38-24)	vs. Clarion, 2004
	10-21 (33-31)	at IUP, 1997
	3-14 (24-22)	at Edinboro (PSAC), 1982
10	0-10 (35-23)	vs. Shepherd, 2002
	0-10 (34-17)	at Lenoir-Rhyne, 1991
	7-17 (21-20)	at Kutztown, 1991
	0-10 (38-16)	vs. Kutztown, 1990
	3-13 (27-19)	at Cheyney, 1983
	0-10 (17-10)	at C.W. Post, 1979

ESU Deficit Overcome, Halftime (11)

14	10-24 (35-34)	vs. Bloomsburg, 2015
	7-21 (44-41 OT)	vs. Shippensburg, 2008
	0-14 (35-28 OT)	vs. Shepherd, 2000
	0-14 (25-14)	vs. Springfield, 1993
	3-17 (T 17-17)	at Millersville, 1991
	7-21 (31-21)	vs. Mansfield, 1987
11	10-21 (33-31)	at IUP, 1997
	3-14 (24-22)	at Edinboro (PSAC), 1982
10	6-16 (27-26)	vs. Edinboro, 2011
	21-31 (41-34)	vs. California, 2006
	0-10 (17-10)	at C.W. Post, 1979

ESU Deficit Overcome, 2nd Half (11)

18	10-28 (43-41)	at SCSU, 1991
17	6-23 (27-26)	vs. Edinboro, 2011
	7-24 (28-24)	vs. Millersville, 1975
15	6-21 (31-30)	vs. Edinboro, 2001
14	17-31 (35-34)	vs. Bloomsburg, 2015
	14-28 (44-41 OT)	vs. Shippensburg, 2008
13	7-20 (21-20)	at West Chester, 2009
	7-20 (35-28)	vs. Shepherd, 2000
12	23-35 (43-35)	at LIU Post, 2014
10	7-17 (21-20)	at Kutztown, 1991
	0-10 (17-10)	at C.W. Post, 1979

ESU Deficit Overcome, 4th Quarter (7)

18	10-28 (43-41)	at SCSU, 1991
	[SCSU TD on 1st play of 4th qtr, 14:53 left]		
14	20-34 (35-34)	vs. Bloomsburg, 2015
	[scored with 10:32 and 1:10 left [2-pt play]]		
13	13-26 (27-26)	vs. Edinboro, 2011
	[Edinboro FG on 3rd play of 4th qtr, 14:42 left]		
12	23-35 (43-35)	at LIU Post, 2014
	[ESU 3 TD in final 8:25 after lightning delay]		
11	24-35 (44-41 OT)	vs. Shippensburg, 2008
10	7-17 (21-20)	at Kutztown, 1991
10	0-10 (17-10)	at C.W. Post, 1979

Opponents Points Scored, Quarter

34	1st	at Grand Valley St. (NCAA), 2005
33	2nd	vs. Shippensburg, 2012
	4th	vs. Bloomsburg, 2003
30	3rd	at Slippery Rock, 2016
	2nd	at New Haven, 1996
	4th	at Lafayette, 1984
27	1st	vs. Slippery Rock, 1997
25	1st	vs. Lock Haven, 2016
24	2nd	vs. IUP, 2016
	2nd	at West Chester, 2015
	4th	at LIU Post, 2012
	1st	at Shippensburg, 2011
	4th	vs. Slippery Rock, 1998

Opponents Points Scored, Half

45	1st	vs. IUP, 2016
	1st	vs. Lock Haven, 2016
43	2nd	at Slippery Rock, 2016
42	2nd	at Kutztown, 2015
	1st	at Gannon, 2014
	1st	at New Haven, 1996
41	1st	at Grand Valley St. (NCAA), 2005
40	1st	vs. Shippensburg, 2012
35		8 times

Opponents Largest Halftime Lead

34	41-7	at Grand Valley St. (NCAA), 2005
	34-0	at Slippery Rock, 1999
32	45-13	vs. Lock Haven, 2016
	35-3	at New Hampshire, 1998
31	31-0	at Shippensburg, 2011
28	42-14	at Gannon, 2014
	35-7	at Bloomsburg, 2008
	35-7	vs. West Chester, 2006
	28-0	vs. New Haven, 1997
	35-7	at Mansfield, 1990

Opponents Deficit Overcome, Game (21)

27	14-41 [69-67 50T]	vs. Shippensburg, 2015
21	0-21 [40-37]	vs. Bloomsburg, 2003
19	12-31 [32-31]	vs. West Chester, 1997
17	0-17 [20-17]	vs. Shippensburg, 2010
16	7-23 [34-30]	vs. C.W. Post, 2011
14	6-20 [35-26]	vs. Bloomsburg, 2007
	17-31 [38-37]	vs. West Chester, 2004
	0-14 [17-14]	vs. West Chester, 1983
13	0-13 [33-27 20T]	at Shepherd, 1999
12	28-40 [41-40]	vs. LIU Post, 2015
11	3-14 [31-14]	at Shippensburg, 2016
	13-24 [35-24]	vs. West Chester, 2008
	3-14 [17-16]	vs. Kutztown, 2000
10	10-20 [34-20]	at West Chester, 2013
	14-24 [31-27]	vs. Millersville, 2011
	7-17 [32-20]	vs. Bloomsburg, 2011
	0-10 [23-17]	vs. IUP, 2010
	3-13 [31-16]	vs. Edinboro (NCAA), 2009
	0-10 [24-10]	at Slippery Rock, 1996
	0-10 [20-19]	vs. Montclair, 1989
	14-24 [44-38]	at Lafayette, 1984

Opponents Deficit Overcome, Halftime

14	3-17 [20-17]	vs. Shippensburg, 2010
	7-21 [40-37]	vs. Bloomsburg, 2003
13	14-27 [69-67 50T]	vs. Shippensburg, 2015

Opponents Deficit Overcome, 2nd Half (12)

27	14-41 [69-67 50T]	vs. Shippensburg, 2015
19	12-31 [32-31]	vs. West Chester, 1997
17	7-24 [40-37]	vs. Bloomsburg, 2003
14	3-17 [20-17]	vs. Shippensburg, 2010
	6-20 [35-26]	vs. Bloomsburg, 2007
	17-31 [38-37 OT]	vs. West Chester, 2004
	28-40 [41-40]	vs. LIU Post, 2015
12	13-24 [35-24]	vs. West Chester, 2008
10	10-20 [34-20]	at West Chester, 2013
	17-27 [31-27]	at Clarion, 2012
	14-24 [31-27]	vs. Millersville, 2011
	14-24 [44-38]	at Lafayette, 1984

Opponents Deficit Overcome, 4th Quarter (8)

19	12-31 [32-31]	vs. West Chester, 1997
17	7-24 [40-37]	vs. Bloomsburg, 2003
14	17-31 [38-37 OT]	vs. West Chester, 2004
13	14-41 [69-67 50T]	vs. Shippensburg, 2015
12	28-40 [41-40]	vs. LIU Post, 2015
11	6-17 [20-17]	vs. Shippensburg, 2010
10	17-27 [31-27]	at Clarion, 2012
	14-24 [44-38]	at Lafayette, 1984

GAME-DECIDING PLAYS IN FINAL 2:00

Note: The following list includes plays that either won the game in the final 2:00 or forced overtime. Scoring summaries are available since 1974 (first season for head coach Denny Douds).

ESU Plays

2015 vs. Bloomsburg (W 35-34)

1:10 Gerald Van De Cruz 3-yd run
(Jon Schnaars 2-point pass from Matt Soltes)

2015 at Lock Haven (W 37-34)

1:32 Gerard Wendowski 9-yd pass from Matt Soltes

2012 vs. West Chester (W 35-28)

0:05 Tim Wilson 33-yd pass from Matt Soltes

2011 vs. Edinboro (W 27-26)

0:00 Dusty Reed 21-yd pass from Ray Wagner
(Taylor Groff PAT)

2008 vs. Shippensburg (W 44-41 OT)

1:02 Joe Partridge 1-yd run (Greg Knauss PAT)
(sent game to OT)

2007 at Kutztown (W 24-23)

0:18 Greg Knauss 40-yd field goal

2005 vs. Bloomsburg (L 31-24 OT)

0:00 Mark Brubaker 27-yd field goal (sent game to OT)

2005 vs. Edinboro (W 23-21)

0:05 Mark Brubaker 42-yd field goal

2004 vs. Edinboro NCAA (W 36-32)

0:22 Ben Culver 17-yd pass from Jimmy Terwilliger

2004 at Bloomsburg (W 30-24)

0:50 Anthony Carfagno 4-yd run

2003 at Millersville (W 28-24)

0:02 Anthony Carfagno 12-yd pass from Terwilliger

2003 vs. West Chester (W 28-27)

0:47 John Jeffries 17-yd pass from Jimmy Terwilliger
(Evan Prall 2-point pass from Terwilliger)

2002 at Shippensburg (W 23-21)

0:00 Tim Strenfel 30-yd pass from Jeremy Palm

2002 at Bloomsburg (W 16-13)

0:50 Mark Brubaker 38-yd field goal

2001 vs. Clarion (W 33-27)

1:53 Andre Castiglioni 16-yd run

2001 vs. Edinboro (W 31-30)

1:38 Justin Kondikoff 22-yd pass from Jeremy Palm
(Mike Berry PAT)

2000 at Clarion (W 37-33)

1:05 Andre Castiglioni 25-yd run

1999 vs. Glenville State (W 38-34)

0:02 Stewart Ford 22-yd run

1997 at IUP (W 33-31)

0:56 J.D. Stern 27-yd field goal

1992 at American International (W 28-27)

0:28 Ed Detwiler 32-yd field goal

1990 at Bloomsburg (W 23-21)

0:00 Ken Kopetchny 3-yd pass from Bret Comp

1989 vs. Central Connecticut (W 22-19)

0:00 Frank Magolon 4-yd pass from Tom Taylor
(0:37 Paul Flynn 32-yd field goal gave CCSU
19-16 lead)

1988 vs. Millersville (L 14-13)

0:09 Aaron Sewell 11-yd pass from Tom Taylor
(2-point conversion pass failed)

1984 at Montclair (W 10-7)

1:44 Tim Bishop 3-yd pass from Charlie Diskin

1977 at Bloomsburg (W 24-20)

0:07 Harold Strunk 2-yd run

Opponents Plays

2015 vs. Shippensburg (L 69-67 5OT)

0:52 Mike Brown 7-yd pass from Ryan Zapoticky
(Billy Deane PAT blocked by Ahmad McFarland,
sent game to OT at 41-41)

2012 at Mercyhurst (L 52-45)

1:17 Brandon Brown-Dukes 21-yd run

2012 at Clarion (L 31-27)

0:27 Travis Day 3-yd run

2011 vs. Millersville (L 31-27)

0:17 Dominic Sanders 2-yd pass from Dan Miller

2010 vs. Shippensburg (L 20-17)

0:24 Mike Frenette 15-yd pass from Steven Adams

2009 at Kutztown (W 27-20 OT)

0:19 Chris McCormick 13-yd pass from Kevin Morton
(Matt Dineen PAT missed, sent game to OT)

2006 vs. Bentley (L 9-7)

0:02 Tyler McNamara 30-yd field goal

2004 vs. West Chester (L 38-37 OT)

0:30 Brandon Simmons 6-yd pass from Bob Findora
(Dan Wilbourne PAT sent game to OT)

2003 vs. Bloomsburg (L 40-37)

0:30 Steve Burke 5-yd pass from Jack Lydic

2002 at West Chester (L 17-14)

0:02 Dan Wilbourne 34-yd field goal

2000 vs. Shepherd (W 35-28 OT)

0:42 Jason Dirting 21-yd pass from Joel Gordon
(Marcus Boyd 2-point pass from Gordon sent
game to OT)

1997 vs. West Chester (L 32-31)

1:44 Bill Lowe 31-yd pass from Mike Mitros
(Lowe 2-point pass from Mitros)

1996 at New Haven (L 59-56)

0:27 Kevin McClurken 27-yd field goal

1993 at SCSU (T 14-14)

0:18 Jon DiFlorio 25-yd pass from Rob Burns
(Chris Ortiz 2-point conversion tied game)

1990 vs. Millersville (L 22-14)

0:07 Brad Heim 32-yd field goal (gave MU 16-14 lead)
0:00 Jim Bruno 34-yd fumble return

1989 vs. Montclair State (L 20-19)

0:21 Amed Field 2-yd pass from Ed Baffige
(Tom Parnaby PAT)

1985 vs. Montclair State (L 20-17)

0:15 Tony Colasurdo 28-yd field goal

1983 vs. West Chester (L 17-14)

0:09 Eric Wentling 36-yd field goal

SEASON OPENERS/CONSECUTIVE GAMES RECORDS

Note: Records since 1974

SEASON OPENERS SINGLE-GAME HIGHS

PASSING YARDS

527	Damian Poalucci vs. New Haven	1996
432	Bill Dukett vs. Edinboro	1968
429	Damian Poalucci vs. AIC	1995
384	Matt Soltes at LIU Post	2014
375	Ray Wagner vs. Pace	2011
355	Nate Daniels vs. Lock Haven	2012
347	Matt Soltes vs. LIU Post	2015
342	Jimmy Terwilliger at Lenoir-Rhyne	2004
337	Matt Marshall at Pace	2010
325	Jimmy Terwilliger at Bentley	2005

PASSING TD

6	Ray Wagner vs. Pace	2011
6	Damian Poalucci vs. New Haven	1996
5	Matt Marshall at Pace	2010
5	Jimmy Terwilliger at Bentley	2005

TOTAL OFFENSE

542	Damian Poalucci vs. New Haven	1996
467	Matt Soltes at LIU Post	2014
435	Damian Poalucci vs. AIC	1995
386	Ray Wagner vs. Pace	2011
376	Jimmy Terwilliger at Lenoir-Rhyne	2004
373	Jimmy Terwilliger at Bentley	2005
366	Matt Soltes vs. LIU Post	2015
363	Matt Marshall at Pace	2010
360	James Franklin at Lafayette	1994
346	Nate Daniels vs. Lock Haven	2012

RUSHING YARDS

154	Andre Castiglioni vs. Clarion	2000
149	Andre Castiglioni vs. Clarion	2001
139	Robert Healy at Brevard	2016
130	Pete Radocha vs. Montclair	1976
107	Zach Krise at Virginia Union	2009
106	Orlando Williams vs. AIC	1995
101	Kendrick Williams vs. Pace	2011

RECEIVING YARDS

236	Brett Witmer vs. New Haven	1996
206	Ed Csencsits vs. Edinboro	1968
179	Jordan Hallman vs. Lock Haven	2012
176	Dennis McWhite vs. AIC	1995
172	Robert Bleiler vs. Pace	2011
171	Tim Bishop at Lafayette	1983
167	John Kotarsky vs. Clarion	2001

RECEPTIONS

13	Brett Witmer vs. New Haven	1996
13	Ed Csencsits vs. Edinboro	1968
12	Bob Lester at Lafayette	1970
11	Dennis McWhite vs. AIC	1995
9	Ken Kopetchny vs. SCSU	1990

RECEIVING TD

4	Brett Witmer vs. New Haven	1996
3	Jordan Hallman vs. Lock Haven	2012
3	Jason Klush vs. Lock Haven	1999
3	Dennis McWhite vs. AIC	1995
3	Jake Hlavac vs. Kutztown	1993

SEASON OPENERS TEAM HIGHS

RUSHING YARDS

271	W 49-14 at Brevard	2016
239	W 37-33 at Clarion	2000
225	W 24-0 at SCSU	1989
217	W 72-17 at Bentley	2005
215	W 45-14 at Kutztown	1993
211	W 56-14 vs. Pace	2011

PASSING YARDS

603	L 56-59 at New Haven	1996
456	W 56-14 vs. Pace	2011
429	W 49-19 vs. AIC	1995
405	W 72-17 at Bentley	2005
384	W 43-35 at LIU Post	2014
380	W 57-0 at Pace	2010
355	W 31-0 vs. Lock Haven	2012
347	L 40-41 vs. LIU Post	2015
342	W 26-21 at Lenoir-Rhyne	2004

TOTAL YARDS

736	L 56-59 at New Haven	1996
667	W 56-14 vs. Pace	2011
622	W 72-17 at Bentley	2005
613	W 49-19 vs. AIC	1995

POINTS (all-time)

72	W 72-17 at Bentley	2005
58	W 58-0 vs. Lenoir-Rhyne	2003
57	W 57-0 at Pace	2010
56	W 56-14 vs. Pace	2011
56	L 56-59 at New Haven	1996

CONSECUTIVE GAMES RECORDS

PASSING FIRST 2 GAMES

999	Damian Poalucci	1996
713	Jimmy Terwilliger	2004
698	Ray Wagner	2011

PASSING FIRST 3 GAMES (1,000+)

1188	Jimmy Terwilliger	2005
1183	Matt Soltes	2014
1178	Damian Poalucci	1996
1021	Matt Soltes	2015

PASSING FIRST 4 GAMES (1,300+)

1484	Matt Soltes	2014
1483	Damian Poalucci	1996
1397	Jimmy Terwilliger	2005
1335	Matt Soltes	2015
1318	Jimmy Terwilliger	2004

PASSING FIRST 5 GAMES (1,700+)

1929	Matt Soltes	2015
1900	Matt Soltes	2014
1851	Damian Poalucci	1996
1793	Jimmy Terwilliger	2005

PASSING - 2 CONSECUTIVE GAMES

1110	Damian Poalucci	1996
1025	Ray Wagner	2011
1013	Matt Soltes	2015

PASSING - 3 CONSECUTIVE GAMES

1422	Ray Wagner	2011
1337	Damian Poalucci	1996
1327	Matt Soltes	2015

PASSING - 4 CONSECUTIVE GAMES

1765	Matt Soltes	2015
1753	Damian Poalucci	1996
1706	Ray Wagner	2011

PASSING - 5 CONSECUTIVE GAMES

2071	Matt Soltes	2015
2010	Damian Poalucci	1996
1980	Damian Poalucci	1996
1969	Ray Wagner	2011

TOTAL OFFENSE FIRST 2 GAMES (750+)

1025	Damian Poalucci	1996
779	Matt Soltes	2014
755	Jimmy Terwilliger	2004

TOTAL OFFENSE FIRST 3 GAMES (1,200+)

1311	Matt Soltes	2014
1283	Jimmy Terwilliger	2005
1223	Damian Poalucci	1996

TOTAL OFFENSE FIRST 4 GAMES (1,500+)

1627	Matt Soltes	2014
1538	Damian Poalucci	1996
1509	Jimmy Terwilliger	2005

TOTAL OFFENSE FIRST 5 GAMES

2154	Matt Soltes	2014
2078	Matt Soltes	2015
1980	Jimmy Terwilliger	2005
1915	Damian Poalucci	1996

TOTAL OFFENSE - 2 CONSECUTIVE GAMES

1142	Damian Poalucci	1996
1062	Matt Soltes	2012
1051	Matt Soltes	2015

TOTAL OFFENSE - 3 CONSECUTIVE GAMES

1525	Matt Soltes	2012
1496	Matt Soltes	2015
1437	Ray Wagner	2011

TOTAL OFFENSE - 4 CONSECUTIVE GAMES

1925	Matt Soltes	2015
1907	Matt Soltes	2012
1784	Ray Wagner	2011

TOTAL OFFENSE - 5 CONSECUTIVE GAMES

2212	Matt Soltes	2015
2154	Matt Soltes	2014
2128	Matt Soltes	2012
2042	Ray Wagner	2011

CONSECUTIVE GAMES RECORDS

PASSING TD - FIRST 2 GAMES

13	Damian Poalucci	1996
7	Matt Marshall	2010
7	Jimmy Terwilliger	2003, 2005

PASSING TD - FIRST 3 GAMES

16	Jimmy Terwilliger	2005
13	Damian Poalucci	1996
11	Matt Soltes	2014

PASSING TD - FIRST 4 GAMES

18	Jimmy Terwilliger	2005
16	Damian Poalucci	1996
15	Matt Soltes	2014

PASSING TD - FIRST 5 GAMES

20	Damian Poalucci	1996
19	Matt Soltes	2014
19	Jimmy Terwilliger	2005

YARDS FROM SCRIMMAGE - FIRST 2 GAMES

430	Robert Healy	2016
345	Jason Killian	1994
339	Zach Krise	2009

YARDS FROM SCRIMMAGE - FIRST 3 GAMES

722	Robert Healy	2016
534	Pete Radocha	1976
497	Evan Prall	2005

YARDS FROM SCRIMMAGE - FIRST 4 GAMES (600+)

846	Robert Healy	2016
660	Robert Healy	2015
609	Andre Castiglioni	2000

YARDS FROM SCRIMMAGE - FIRST 5 GAMES (750+)

1,011	Robert Healy	2016
864	Robert Healy	2015
754	Jon Schnaars	2015

RUSHING YARDS - FIRST 2 GAMES (250+)

336	Andre Castiglioni	2001
304	Pete Radocha	1976
296	Robert Healy	2016

RUSHING YARDS - FIRST 3 GAMES (450+)

552	Robert Healy	2016
511	Pete Radocha	1976
493	Andre Castiglioni	2001

RUSHING YARDS - FIRST 4 GAMES (500+)

628	Robert Healy	2016
590	Andre Castiglioni	2000
550	Pete Radocha	1976
502	Andre Castiglioni	2001

RUSHING YARDS - FIRST 5 GAMES (500+)

736	Robert Healy	2016
680	Andre Castiglioni	2000
602	Andre Castiglioni	2001
550	Pete Radocha (played first 4)	1976

RUSHING YARDS - 2 CONSECUTIVE GAMES

413	Robert Healy	2016
381	Pete Radocha	1976
373	Stewart Ford	1997

RUSHING YARDS - 3 CONSECUTIVE GAMES (500+)

552	Robert Healy	2016
513	Stewart Ford	1997
511	Pete Radocha	1976

RUSHING YARDS - 4 CONSECUTIVE GAMES

628	Robert Healy	2016
623	Stewart Ford	1997
590	Andre Castiglioni	2001

RUSHING YARDS - 5 CONSECUTIVE GAMES

751	Stewart Ford	1997
736	Robert Healy	2016
680	Andre Castiglioni	2000

RUSHING TD - FIRST 2 GAMES

5	Pete Radocha	1976
4	Robert Healy	2016
4	Zach Krise	2009
4	Dell Walker	1983

RUSHING TD - FIRST 3 GAMES

8	Robert Healy	2016
8	Pete Radocha	1976
6	Stewart Ford	1999

RUSHING TD - FIRST 4 GAMES

9	Pete Radocha	1976
8	Robert Healy	2016
6	Stewart Ford	1999
6	Harold Strunk	1977

RUSHING TD - FIRST 5 GAMES

11	Robert Healy	2016
9	Pete Radocha (played first 4)	1976
7	Stewart Ford	1999

RECEPTIONS - FIRST 2 GAMES

16	Brett Witmer	1996
15	Tim Strenfel	2004

RECEPTIONS - FIRST 3 GAMES

22	Jon Schnaars	2015
20	Four tied	

RECEPTIONS - FIRST 4 GAMES

31	Jon Schnaars	2015
29	Evan Prall	2006
28	Scott Benoit	1983

RECEPTIONS - FIRST 5 GAMES

51	Jon Schnaars	2015
36	Evan Prall	2006
34	Dusty Reed	2012
34	Brett Witmer	1997

RECEPTIONS - 2 CONSECUTIVE GAMES (20+)

31	Jon Schnaars	2015
(26)	Jon Schnaars	2015
21	Evan Prall	2006

RECEPTIONS - 3 CONSECUTIVE GAMES

40	Jon Schnaars	2015
(33)	Jon Schnaars	2015
31	Evan Prall	2006
27	Tim Wilson	2016

RECEPTIONS - 4 CONSECUTIVE GAMES

50	Jon Schnaars	2015
37	Evan Prall	2006
34	Scott Benoit	1983

RECEPTIONS - 5 CONSECUTIVE GAMES

59	Jon Schnaars	2015
(52)	Jon Schnaars	2015
44	Evan Prall	2006
41	Scott Benoit	1983

RECEIVING YARDS - FIRST 2 GAMES

312	Tim Strenfel	2004
296	Mike Mancuso	1996
290	Evan Prall	2005

RECEIVING YARDS - FIRST 3 GAMES

497	Evan Prall	2005
448	Jon Schnaars	2015
398	Tim Strenfel	2004
391	Evan Prall	2006

RECEIVING YARDS - FIRST 4 GAMES (500+)

577	Evan Prall	2006
554	Tim Strenfel	2004
543	Evan Prall	2005
536	Jon Schnaars	2015

RECEIVING YARDS - FIRST 5 GAMES (600+)

754	Jon Schnaars	2015
688	Evan Prall	2005
683	Evan Prall	2006
643	Brett Witmer	1997
637	Tim Strenfel	2004
624	Jason Killian	1996

RECEIVING YDS - 2 CONSECUTIVE GAMES

460	Jordan Hallman	2011
429	Mike Mancuso	1996
380	Evan Prall	2006

RECEIVING YDS - 3 CONSECUTIVE GAMES

587	Mike Mancuso	1996
566	Evan Prall	2006
518	Jordan Hallman	2011

RECEIVING YDS - 4 CONSECUTIVE GAMES

672	Evan Prall	2006
660	Mike Mancuso	1996
654	Jon Schnaars	2015
646	Jordan Hallman	2011

RECEIVING YDS - 5 CONSECUTIVE GAMES

782	Jon Schnaars	2015
781	Evan Prall	2006
(754)	Jon Schnaars	2015
718	Evan Prall	2005
718	Mike Mancuso	1996

RECEIVING TD - FIRST 2 GAMES

4	Evan Prall	2006
4	Jason Klush	1999
4	Mike Mancuso	1996
4	Brett Witmer	1996
4	Jason Killian	1996

RECEIVING TD - FIRST 3 GAMES

6	Evan Prall	2005
5	Dusty Reed	2014
5	Anthony Carfagno	2005

RECEIVING TD - FIRST 4 GAMES

8	Evan Prall	2005
6	Dusty Reed	2014

RECEIVING TD - FIRST 5 GAMES

11	Jon Schnaars	2015
9	Evan Prall	2005
7	Jason Killian	1996

ESU OFFENSIVE TEAM STATS

	ESU	Opp	Total		RUSH					PASS							
	PPG	PPG	Yds	Ypg	Ypg	Yds	Att	Avg	TD	Ypg	Yds	Comp	Att	TD	Int	YPC	YPA
2016	31.4	39.3	4400	400.0	150.4	1654	345	4.8	25	249.6	2746	205	387	21	14	13.4	7.1
2015	40.0	34.0	5368	488.0	126.5	1391	375	3.7	17	361.5	3977	279	494	42	12	14.3	8.1
2014	34.3	34.5	4952	450.2	121.1	1332	332	4.0	14	329.1	3620	242	431	36	16	15.0	8.4
2013	40.8	25.5	5589	508.1	189.5	2084	412	5.1	24	318.6	3505	230	398	36	9	15.2	8.8
2012	38.5	35.9	4979	497.9	170.3	1703	350	4.9	18	327.6	3276	207	342	28	12	15.8	9.6
2011	24.9	29.4	4737	430.6	107.5	1182	287	4.1	10	323.2	3555	228	435	22	27	15.6	8.2
2010	31.9	24.6	4237	385.2	125.5	1381	333	4.1	15	259.6	2856	237	394	27	15	12.1	7.2
2009	29.3	22.3	4864	405.3	134.8	1618	445	3.6	16	275.0	3246	219	361	28	13	14.8	9.0
2008	35.2	23.8	4588	417.1	118.2	1300	390	3.3	19	298.9	3288	197	357	28	16	16.7	9.2
2007	26.6	26.4	3013	334.8	112.1	1009	274	3.7	11	222.7	2004	166	320	17	10	12.1	6.3
2006	35.0	21.4	4540	412.7	128.4	1412	318	4.4	14	284.4	3128	235	360	37	7	13.3	8.7
2005	42.6	24.4	7118	508.4	163.1	2283	487	4.7	25	345.4	4835	277	447	52	11	17.5	10.8
2004	37.3	21.3	5977	498.1	163.4	1961	374	5.2	24	334.7	4016	233	379	35	13	17.2	10.6
2003	35.8	22.7	4835	439.5	165.0	1815	362	5.0	21	274.5	3020	202	358	30	7	15.0	8.4
2002	29.6	18.5	3883	388.3	146.2	1462	353	4.1	15	242.1	2421	167	352	19	11	14.5	6.9
2001	28.7	18.7	3754	375.4	173.6	1736	411	4.2	15	201.8	2018	136	292	22	5	14.8	6.9
2000	20.7	19.6	3563	323.9	182.0	2002	464	4.3	16	141.9	1561	103	267	13	11	15.2	5.8
1999	23.8	33.7	3315	301.4	119.0	1309	396	3.3	17	182.4	2006	138	332	15	14	14.5	6.0
1998	24.0	40.3	3172	317.2	114.1	1141	325	3.5	11	203.1	2031	130	312	20	16	15.6	6.5
1997	26.0	32.8	4167	416.7	135.4	1354	351	3.9	14	281.3	2813	195	361	20	18	14.4	7.8
1996	39.7	32.7	5091	509.1	105.0	1050	334	3.1	9	404.1	4041	224	415	42	13	18.0	9.7
1995	22.9	22.0	3232	323.2	117.0	1170	328	3.6	17	206.2	2062	149	317	10	18	13.8	6.5
1994	26.2	20.2	4648	464.8	198.4	1984	442	4.5	17	266.4	2664	192	376	14	9	13.9	7.1
1993	29.8	14.5	3947	394.7	194.7	1947	409	4.8	22	200.0	2000	132	286	19	13	15.2	7.0
1992	25.8	15.3	3392	339.2	138.2	1382	375	3.7	13	201.0	2010	149	310	16	13	13.5	6.5
1991	26.6	21.7	4271	355.9	137.9	1655	475	3.5	16	218.0	2616	186	360	18	24	14.1	7.3
1990	28.4	23.3	3355	335.5	113.4	1134	377	3.0	17	222.1	2221	156	315	19	17	14.2	7.1
1989	22.5	12.2	2835	283.5	125.1	1251	412	3.0	10	158.4	1584	125	227	11	7	12.7	7.0
1988	12.5	11.6	2257	225.7	101.3	1013	406	2.5	4	124.4	1244	94	246	9	17	13.2	5.1
1987	13.9	18.0	2355	235.5	122.5	1225	376	3.3	6	113.0	1130	96	236	8	18	11.8	4.8
1986	10.7	24.8	2036	203.6	69.3	693	314	2.2	4	134.3	1343	124	319	5	17	10.8	4.2
1985	17.7	21.0	2576	257.6	62.3	623	343	1.8	7	195.3	1953	163	348	11	21	12.0	5.6
1984	23.3	23.6	3477	347.7	69.1	691	306	2.3	11	278.6	2786	206	348	20	23	13.5	8.0
1983	24.5	13.5	3667	333.4	108.9	1198	414	2.9	15	224.5	2469	183	366	18	25	13.5	6.7
1982	26.0	11.8	3446	313.3	99.5	1094	414	2.6	16	213.8	2352	173	328	19	17	13.6	7.2
1981	14.6	18.0	2266	226.6	108.1	1081	420	2.6	9	118.5	1185	97	214	6	15	12.2	5.5
1980	22.3	15.4	2960	296.0	131.6	1316	449	2.9	18	164.4	1644	133	242	9	23	12.4	6.8
1979	15.2	9.7	2268	226.8	111.7	1117	463	2.4	8	115.1	1151	87	200	8	12	13.2	5.8
1978	28.0	6.9	3038	276.2	146.1	1607	601	2.7	19	130.1	1431	84	189	15	18	17.0	7.6
1977	27.9	11.4	2727	340.9	216.9	1735	417	4.2	21	124.0	992	63	140	4	10	15.7	7.1
1976	26.9	8.7	3722	372.2	239.6	2396	490	4.9	24	132.6	1326	82	167	14	13	16.2	7.9
1975	22.6	9.5	3160	316.0	184.9	1849	483	3.8	15	131.1	1311	81	170	16	10	16.2	7.7
1974	13.5	16.2	2619	261.9	168.8	1688	449	3.8	10	93.1	931	62	157	5	10	15.0	5.9

ESU DEFENSIVE TEAM STATS

	ESU	Opp	Total		RUSH					PASS							
	PPG	PPG	Yds	Ypg	Ypg	Yds	Att	Avg	TD	Ypg	Yds	Comp	Att	TD	Int	YPC	YPA
2016	31.4	39.3	5530	502.7	264.4	2908	518	5.6	29	238.4	2622	175	295	27	8	15.0	8.9
2015	40.0	34.0	4806	436.9	215.7	2373	446	5.3	22	221.2	2433	208	376	27	13	11.7	6.5
2014	34.3	34.5	5045	458.6	251.5	2766	537	5.2	26	207.2	2279	180	309	25	10	12.7	7.4
2013	40.8	25.5	4104	373.1	176.9	1946	399	4.9	18	196.2	2158	168	324	18	13	12.8	6.7
2012	38.5	35.9	4528	452.8	142.8	1428	362	3.9	20	310.0	3100	209	332	27	8	14.8	9.3
2011	24.9	29.4	4964	451.3	220.2	2422	516	4.7	17	231.1	2542	205	321	21	8	12.4	7.9
2010	31.9	24.6	3822	347.5	153.5	1688	474	3.6	10	194.0	2134	160	288	19	13	13.3	7.4
2009	29.3	22.3	4249	354.1	155.7	1868	439	4.3	16	198.4	2381	176	331	17	18	13.5	7.2
2008	35.2	23.8	4045	367.7	167.9	1847	448	4.1	18	199.8	2198	167	320	15	11	13.2	6.9
2007	26.6	26.4	3140	348.9	186.2	1676	383	4.4	16	162.7	1464	108	221	13	11	13.6	6.6
2006	35.0	21.4	3526	320.5	138.5	1523	369	4.1	11	182.1	2003	157	276	19	13	12.8	7.3
2005	42.6	24.4	5557	396.9	190.7	2670	580	4.6	20	206.2	2887	204	390	20	18	14.2	7.4
2004	37.3	21.3	4649	387.4	159.6	1915	449	4.3	15	227.8	2734	209	391	18	23	13.1	7.0
2003	35.8	22.7	3919	356.3	155.0	1705	412	4.1	19	201.3	2214	194	343	15	11	11.4	6.5
2002	29.6	18.5	3528	352.8	154.9	1549	357	4.3	12	197.9	1979	154	308	13	18	12.9	6.4
2001	28.7	18.7	3135	313.5	195.5	1955	409	4.8	15	118.0	1180	100	249	7	14	11.8	4.7
2000	20.7	19.6	3198	290.7	131.4	1445	437	3.3	9	159.4	1753	165	295	16	14	10.6	5.9
1999	23.8	33.7	5124	465.8	188.2	2070	450	4.6	26	277.6	3054	227	368	22	19	13.5	8.3
1998	24.0	40.3	4705	370.5	263.3	2633	474	5.6	26	207.2	2072	160	296	20	16	13.0	7.0
1997	26.0	32.8	4338	433.8	244.4	2444	445	5.5	26	189.4	1894	150	257	14	8	12.6	7.4
1996	39.7	32.7	4377	437.7	153.2	1532	374	4.1	15	284.5	2845	206	399	26	11	13.8	7.1
1995	22.9	22.0	3584	358.4	158.1	1581	473	3.3	13	200.3	2003	163	304	14	15	12.3	6.6
1994	26.2	20.2	3913	391.3	157.6	1576	405	3.9	8	233.7	2337	145	284	18	20	16.1	8.2
1993	29.8	14.5	3428	342.8	185.7	1857	479	3.9	7	157.1	1571	135	301	10	24	11.6	5.2
1992	25.8	15.3	3437	343.7	134.5	1345	414	3.2	12	209.2	2092	150	332	5	25	13.9	6.3
1991	26.6	21.7	3648	331.6	145.8	1604	537	3.0	18	185.8	2044	170	320	13	19	12.0	6.4
1990	28.4	23.3	3324	332.4	110.2	1102	382	2.9	11	222.2	2222	165	329	16	21	13.5	6.8
1989	22.5	12.2	2806	280.6	127.2	1272	407	3.1	9	153.4	1534	113	267	7	20	13.6	5.7
1988	12.5	11.6	2220	222.0	94.8	948	407	2.3	2	127.2	1272	99	245	11	14	12.8	5.2
1987	13.9	18.0	3077	307.7	129.0	1290	410	3.1	9	178.7	1787	145	290	15	12	12.3	6.2
1986	10.7	24.8	3639	363.9	189.0	1890	450	4.2	11	174.9	1749	127	270	18	10	13.8	6.5
1985	17.7	21.0	3388	338.8	185.9	1859	469	4.0	14	152.9	1529	109	231	11	14	14.0	6.6
1984	23.3	23.6	3373	337.3	194.9	1949	454	4.3	16	142.4	1424	122	237	11	16	11.7	6.0
1983	24.5	13.5	3289	299.0	143.3	1576	454	3.5	7	155.7	1713	144	297	12	29	11.9	5.8
1982	26.0	11.8	3078	279.8	164.7	1812	503	3.6	13	115.1	1266	106	286	4	20	11.9	4.4
1981	14.6	18.0	2888	288.8	149.5	1495	454	3.3	12	139.3	1393	112	214	9	14	12.4	6.5
1980	22.3	15.4	2911	291.1	164.6	1646	441	3.7	11	126.5	1265	100	217	8	21	12.7	5.8
1979	15.2	9.7	2486	248.6	113.3	1133	412	2.8	6	135.3	1353	104	248	4	21	13.0	5.5
1978	28.0	6.9	1755	159.5	59.7	657	443	1.5	2	99.8	1098	84	227	5	33	13.1	4.8
1977	27.9	11.4	1941	242.6	127.1	1017	321	3.2	6	115.5	924	76	186	4	18	12.2	5.0
1976	26.9	8.7	2201	220.1	130.2	1302	446	2.9	8	89.9	899	84	209	3	19	10.7	4.3
1975	22.6	9.5	2427	242.7	143.3	1433	454	3.2	7	99.4	994	77	174	6	20	12.9	5.7
1974	13.5	16.2	2831	283.1	184.9	1849	504	3.7	13	98.2	982	89	200	8	14	11.0	4.9

NATIONAL STATISTICAL LEADERS / LONGEST PLAYS

National Statistical Leaders

Individual Statistical Leaders (Top 10)

2016	Robert Healy, 8th Scoring (11.4 per game)	(1997)	Mike Mancuso, 7th All-Purpose Yardage (173.5 per game), 10th Receiving Yards (98.1 per game)
2015	Matt Soltes, 2nd Passing Yards (354.5 per game), 3rd Total Offense (373.3 yards per game), 4th Points Responsible For (24.0 per game)		Brett Witmer, 8th Receiving Yards (104.4 per game), 9th Receptions (6.3 per game)
	Jon Schnaars, 1st Receptions (10.4 per game), 1st Receiving Yards (146.4 per game), 3rd Scoring (12.2 per game)	1996	Damian Poalucci, 1st Total Offense (388.3 yards per game), 3rd Pass Efficiency (163.3)
2014	Bryan Thomson, t-1st Blocked Kicks (6)		Mike Mancuso, 6th Receiving Yards (119.4 per game)
	Jordan Bair, 8th Punting (42.5 avg.)	1995	Troy Myers, 5th Punt Returns (13.9 avg.)
2013	Matt Soltes, 9th Pass Efficiency (167.1)	1994	Matt Seagreaves, 1st Field Goals (1.5 per game)
	Sam Trunzo, t-1st Fumbles Recovered (4)		James Franklin, 6th Total Offense (312.9 yards per game)
2012	Taylor Groff, t-3rd Field Goals (1.5 per game)	1992	Ed Detwiler, t-4th Field Goals (1.30 per game)
2011	Ray Wagner, 6th Passing Yards (293.3 per game), 6th Total Offense (307.0 yards per game)		Roger Straub, t-5th Interceptions (0.8 per game)
2010	Taylor Groff, t-5th Field Goals (1.5 per game)		Dennis McWhite, t-8th Kick Returns (27.7 avg.)
	Matt Freed, 9th Tackles (10.9 per game)	1991	Ed Detwiler, t-4th Field Goals (1.18 per game), 6th Punting (40.8 yards per punt)
2008	Nick Krut, 1st Punting (46.0 avg.)	1990	Derrick Deburrow, t-9th Interceptions (0.7 per game)
	Matt Freed, t-6th Tackles (11.5 per game)	1989	Dennis Mailhot, 1st Punt Returns (17.8 avg.), 1st Kick Returns (32.6 avg.)
2007	Greg Knauss, 3rd Field Goals (1.4 per game)		Linus Bolden, t-2nd Interceptions (0.7 per game)
2006	Jimmy Terwilliger, 2nd Total Offense (315.5 yards per game), 3rd Pass Efficiency (165.5); 5th Passing Yards (269.6 per game)		Ed Detwiler, t-4th Field Goals (1.30 per game)
	Evan Prall, 2nd Receiving Yards (106.7 per game), 2nd Punt Returns (17.9 avg.), 6th Receptions (6.9 per game), 7th Scoring (10.9 per game), 10th All-Purpose (164.3 per game)	1988	Todd McNamee, 4th Punting (42.1 avg.)
	Drew Stem, 8th Kick Returns (28.7 avg.)	1985	Joe McLaughlin, 4th Kick Returns (26.7 avg.)
2005	Jimmy Terwilliger, 1st Total Offense (354.3 yards per game), 2nd Pass Efficiency (186.1)		Tim Bishop, 7th Receptions (5.6 per game)
	Evan Prall, 2nd Receiving Yards (126.1 per game)	1984	Ernie Siegrist, 3rd Receptions (6.0 per game)
2004	Jimmy Terwilliger, 1st Pass Efficiency (174.1), 2nd Total Offense (357.7 yards per game)		Andy Baranek, 7th Pass Efficiency (134.3), 8th Total Offense (230.1 yards per game)
	Matt Crispell, 2nd Interceptions (0.83 per game)	1983	Tim Bishop, t-9th Receptions (5.2 per game)
	Michael Wiggins, 3rd interceptions (0.73 per game)		Scott Benoit, 3rd Receptions (6.7 per game)
2003	Jimmy Terwilliger, 6th Pass Efficiency (153.6), 8th Total Offense (303.8 yards per game)		Chris Gerhard, 10th Punt Returns (12.1 avg.)
2002	Nick Beisker, 9th Interceptions (0.7 per game)	1980	Mike Lush, 1st Interceptions (1.20 per game)
	Michael Glover, 9th Passes Defended (1.8 per game)	1979	Jim Villani, 4th Punting (41.4 yards per punt)
2001	Adam Hostetter, 1st Punting (44.4 avg.)	1977	Harold Strunk, 3rd Scoring (11.3 per game), 5th Rushing Yardage (114.3 per game)
	Jeremy Brown, t-9th Interceptions (0.8 per game)	1976	Pete Radocha, 9th Scoring (8.3 per game), 10th Rushing Yardage (106.6 per game)
1997	Damian Poalucci, 4th Total Offense (263.5 yards per game)	1970	Fred Balina, 9th Punt Returns (11.3 avg.)
			Steve Mummaw, 5th Pass Completions (16.9 per game)
		1969	Bill Dukett, 8th Total Offense (2,127 yards), 9th Pass Completions (147 completions)
		1961	Toby Barkman, t-10th Scoring (90 points)

Team Statistical Leaders (Top 5)

Offense

2016	Red Zone Offense 5th (90.7 percent)
2015	Passing Offense 2nd (361.5 yards per game)
2014	Punt Returns 2nd (18.2 yards per return)
2013	Fewest Turnovers 4th (11)
2012	Total Offense 4th (497.9 yards per game)
2011	Passing Offense 5th (323.2 yards per game)
2006	Punt Returns 4th (17.0 yards per return)
	Pass Efficiency 4th (168.3)
	Passing Offense 5th (284.4 yards per game)
2005	Passing Offense 2nd (345.3 yards per game) ...
	Scoring Offense 4th (42.6 points per game)
	Total Offense 5th (508.4 yards per game)
2004	Total Offense 4th (498.1 yards per game)
1997	Passing Offense 4th (281.3 yards per game)
1996	Total Offense 1st (509.1 yards per game)
	Passing Offense 1st (404.1 yards per game)
	Scoring Offense 4th (39.7 yards per game)

Starting Offensive Team

QB Damian Poalucci, HB Joe Pawloski and Orlando Williams, FB Tim Pollock, WR Jason Killian, Mike Mancuso and Brett Witmer, TE Andy McLoughlin, T Bruce Berke and Dan Rounds, G Dan Michalski and Mike Wallick, C Joe Terra, K Matt Seagreaves

1984	Passing Offense 4th (278.6 yards per game)
1969	Passing Offense 5th (266.8 yards per game)
1968	Total Offense 3rd (456.9 yards per game)
	Scoring Offense 3rd (42.1 points per game)
1965	Rushing Offense 4th (268.0 yards per game)

Defense

2008	Net Punting 1st (39.7 yards per punt - 48 punts, 2,210 yards, 86 yards returned)
2006	Net Punting 3rd (36.0 yards per punt - 24 punts, 930 yards, 46 yards returned)
2004	Net Punting 1st (40.6 yards per punt - 33 punts, 1,426 yards, 87 yards returned)
2002	Turnover Margin 3rd (+1.5 per game)
2001	Pass Defense Efficiency 3rd (78.0)
	Net Punting 3rd (39.6 yards per punt)
1979	Scoring Defense 5th (9.7 points per game)
1978	Total Defense 1st (153.8 yards per game)
	Rushing Defense 1st (52.2 yards per game)
	Scoring Defense 2nd (7.2 points per game)

Starting Defensive Team

DE Bill Bergen and Ray Yakavonis, DT Phil Collins and Jack Shrawford, OLB Warren Brown and Tony Casucci, ILB Joe Detzi and Jeff Johnson, HB Fred Balina and Ray Cianni, S Scott LeVan

1976	Scoring Defense 3rd (8.1 points per game)
	Total Defense 4th (207.1 yards per game)
1973	Pass Defense 1st (37.6 yards per game)
	Scoring Defense 4th (6.2 points per game)

Starting Defensive Secondary

HB Paul Grube, John Novak and Willard Stem

S Bill Navarre

1962	Total Defense 2nd (112.4 yards per game)
	Rushing Defense 3rd (48.6 yards per game)
1961	Total Defense 2nd (107.6 yards per game)
	Rushing Defense 4th (47.9 yards per game)

Longest Plays

Rushing

90	Jason Killian at Southern Conn.	1993
	Ramon Leak vs. American International.	1993
	Ed Guers vs. Bloomsburg.	1995
83	Anthony Carfagno at Clarion.	2003
82	Ralph Gish vs. Cheyney.	1968
81	Barry Roach at West Chester.	1964
80	Charlie Shaw at West Chester.	1954
	Tom Petro vs. Mansfield.	1971

Passing

99	Matt Soltes (Robert Bleiler) vs. Lock Haven.	2013
	Bret Comp (Ken Kopetchny) at Mansfield.	1990
97	Ray Wagner (Robert Bleiler) vs. Pace.	2011
96	Tim Roken (Ed Kiser) at Millersville.	2008
94	Mike Terwilliger (Tom Palubinski) vs. Bloomsburg.	1976
90	Damian Poalucci (Mike Mancuso) at Elon.	1997
90	Charlie Diskin (Tim Bishop) at CCSU.	1983
90	Charlie Sandora (Grey Seamans) vs. Scranton.	1972

Field Goals

53	Greg Knauss vs. IUP.	2007
52	Taylor Groff at Bloomsburg.	2012
	Taylor Groff at Millersville.	2012
	Taylor Groff at Kutztown.	2011
51	Taylor Groff at Clarion.	2012
50	Todd McNamee vs. Southern Conn.	1988
49	Joey Pingitore vs. Montclair.	1983
48	Taylor Groff at West Chester.	2011
	Taylor Groff vs. Kutztown.	2010
	Mark Brubaker vs. C.W. Post (NCAA).	2005
	Ed Detwiler vs. California.	1992
	Mike Augustin vs. Millersville.	1986
	Joey Pingitore at Lehigh.	1983

Kick Returns

98	Matt Kacanda at Bloomsburg.	1998
	Dick Merring vs. Mansfield.	1956
97	Mike Yanocha vs. Mansfield.	2002
95	Jim Wolfe at Cortland.	1964
94	Brandon Mercer vs. Cheyney.	2012
93	Joe Welk vs. Kutztown.	2014
	Michael Glover vs. Millersville.	2002
92	Joe Pawloski vs. Mansfield.	1995
90	Dennis Mailhot vs. Mansfield.	1989

Punt Returns

98	Dick Merring at West Chester.	1956
85	Charlie Shaw at Kutztown.	1954
82	Warren Hoeffner at West Chester.	1954
80	Barry Roach vs. Cortland.	1965
78	Tracy Coleman at Cheyney.	1985
	Jack Eagen at Cortland.	1950

Interception Returns

100	Jim Oplinger vs. Cheyney.	1956
95	Troy Myers at Slippery Rock.	1995
94	Roger Straub vs. Kutztown.	1992
85	Bernie Rockovich at Bloomsburg.	1947
80	Jeremy Brown vs. West Chester.	2001
77	Scott Christy vs. Cheyney.	2006
74	Joe McLaughlin vs. Mansfield.	1985
(Since 1942, the NCAA has established the maximum length of all plays at 100 yards. Oplinger's interception return actually began one yard in the end zone)		

Punts

78	Todd McNamee vs. Southern Conn.	1988
75	Ken Parrish vs. West Chester.	2004
	Ed Detwiler vs. Bloomsburg.	1991
	Ed Detwiler at Millersville.	1991
	Todd McNamee vs. Cheyney.	1988
	Rob Derby vs. West Chester.	1949

Overtime Games

1991	vs. Shippensburg (NCAA Playoffs)	33-34	L
1996	vs. Kutztown.	27-20	W
1999	at Shepherd. (2OT)	27-33	L
2000	vs. Shepherd.	35-28	W
2000	vs. Millersville.	26-33	L
2000	vs. Shippensburg.	14-17	L
2004	vs. West Chester.	37-38	L
2005	vs. Bloomsburg.	24-31	L
2008	vs. Shippensburg.	44-41	W
2009	at Kutztown.	27-20	W
2015	vs. Shippensburg. (5OT)	67-69	L

Note: NCAA Division II playoff game in 1991 not counted. NCAA College Division 1961-72, NCAA Division II 1973-Present.

OPPONENTS SINGLE GAME HIGHS (SINCE 1974)

Rushing

Yards

321	Brock Jones, Gannon	2014
304	Franklyn Quiteh, Bloomsburg	2013
286	Chris Morgan, IUP	2006
282	Franklyn Quiteh, Bloomsburg	2012
261	Craig Reynolds, Kutztown	2016
259	Jerry Azumah, New Hampshire	1998
257	Brandon Monk, West Chester	2014
246	Franklyn Quiteh, Bloomsburg	2010
244	Gerard Mack, Millersville	1996
235	Irvin Sigler, Bloomsburg	1996
234	Lawrence Elliott, Jr., Bloomsburg	2015
	Thomas Fulton, West Chester	1997
229	Ryan Lehmeier, Slippery Rock	2007
223	Lee Brannon, Mansfield	1998
222	Marques Glaze, Bloomsburg	2001
221	Rob Blount, C.W. Post	2005
219	Toby Murray, Glenville State	2002
218	Shawn Harris, SCSU (NCAA)	2005
206	John Ford, Lock Haven	2016
205	James Wah, Jr., Kutztown	2014
204	Don Shaver, Kutztown	1979
203	Rondell White, West Chester	2011
201	Tom Martin, Bloomsburg	1987
200	Jamar Brittingham, Bloomsburg	2005
	Jamar Brittingham, Bloomsburg (NCAA)	2005

Carries

43	Franklyn Quiteh, Bloomsburg	2012
41	Lee Brannon, Mansfield	1998
	Ellis Robinson, SCSU	1995
39	Franklyn Quiteh, Bloomsburg	2010
	Thomas Fulton, West Chester	1997
	Derrick Price, West Chester	1990
37	Mike Eckmeyer, West Chester	2002

Touchdowns

5	Jerry Azumah, New Hampshire	1998
	Irvin Sigler, Bloomsburg	1996
4	Franklyn Quiteh, Bloomsburg	2013
	Jamar Brittingham, Bloomsburg	2005
	John Kuhn, Shippensburg	2003
	Marques Glaze, Bloomsburg	2001

Three 100-Yard Rushers, Game

2016	Lock Haven (Ford 206, Blakey 111, Walton 101)
2003	Ship (Kuhn 168, Crump 128, McLaurin 112)
1998	New Hampshire [Azumah 259, Smith 163, Curran 127]
1997	Elon (Thomas 120, Gannaway 119, Moore 110)

Two 100-Yard Rushers, Game

2016	West Chester (Elder 118, Young 110)
2015	Slippery Rock (Neely 152, Greene 130)
2014	Slippery Rock (Greene 186, Blakeman 119)
	Kutztown (Wah, Jr. 205, Williams 111)
2013	Mercyhurst (Sanders 121, Jones II 104)
2011	Bloomsburg (Mateo 157, Quiteh 124)
	C.W. Post (Laurino 107, Mack 102)
	Shippensburg (Zulli 126, Frenette 115)
2008	Clarion (Sipes 118, Emmanuel 105)
2007	Slippery Rock (Lehmeier 229, Cleckley 109)
1986	Millersville (Chidester 116, Napier 115)
1974	Montclair State (Sothorn 132, Roberson 100)

Rushing Yards, Team

582	New Hampshire (56 carries)	1998
500	Shippensburg (69)	2003
483	Gannon (58)	2014
459	Kutztown (51)	2016
456	Slippery Rock (78)	2014
433	IUP (45)	2006
424	Lock Haven (48)	2016
420	Elon (53)	1997
414	Slippery Rock (63)	2015
401	Shippensburg (60)	2011

Rushing Attempts, Team

78	Slippery Rock (456 yards)	2014
69	Shippensburg (500 yards)	2003
	SCSU (350)	1985
68	Slippery Rock (306)	1974

Passing

Yards

527	Don King III, Slippery Rock	2016
496	Zach Zulli, Shippensburg	2012
481	Mike Mitros, West Chester	1998
480	Kevin Morton, Kutztown	2012
424	Jesse Showerda, New Haven	1996
408	Ameer Hayes, Cheyney	1998

Touchdowns

7	Don King III, Slippery Rock	2016
	Jesse Showerda, New Haven	1996
6	Ryan Zapoticky, Shippensburg	2015
	Drew Folmar, Millersville	1999
	Mike Mitros, West Chester	1998
5	Caleb Walton, Lock Haven	2016
	Zach Zulli, Shippensburg	2012
	Greg Moylan, Millersville	1996
	Dave MacDonald, West Chester	1994
	Mike Horton, New Haven	1986

Completions

38	Mike Mitros, West Chester	1998
36	Erriek Stewart, Cheyney	2003
35	Kevin Morton, Kutztown	2012
	Ameer Hayes, Cheyney	1998

Attempts

65	Ameer Hayes, Cheyney	1998
60	Erriek Stewart, Cheyney	2003
	Lucas Smith, Mansfield	1996
53	Jeremy Copeland, Kutztown	2003
	Mike Mitros, West Chester	1998

Passing Yards, Team

606	Shippensburg (33-44)	2012
527	Slippery Rock (28-38)	2016
490	Kutztown (35-42)	2012
481	West Chester (38-53)	1998
429	New Haven (20-33)	1996
408	Cheyney (35-65)	1998

Pass Completions, Team (35+)

38	West Chester	1998
36	Cheyney	2003
35	Kutztown	2012
	Cheyney	1998

Pass Attempts, Team

65	Cheyney	1998
60	Cheyney	2003
	Mansfield	1996
59	Montclair State	1983
55	Shippensburg	2015
	Kutztown	2004

First Downs

38	West Chester	1998
35	IUP	2016
34	Bloomsburg	1999

Total Plays, Team

98	Shippensburg (562 yards)	2015
	Millersville (368)	1992
97	Shippensburg (535)	2014
95	Slippery Rock (577)	2015
	Shippensburg (625)	2011

Total Offense, Team

789	IUP (395 rush, 394 pass)	2016
724	Lock Haven (424 rush, 300 pass)	2016
719	Shippensburg (113 rush, 606 pass)	2012
672	Gannon (483 rush, 189 pass)	2014
668	Kutztown (459 rush, 209 pass)	2016
661	New Hampshire (582 rush, 79 pass)	1998
641	SCSU (NCAA) (276 rush, 365 pass)	2005
629	LIU Post (237 rush, 392 pass)	2015
627	Bloomsburg (389 rush, 238 pass)	2013
625	Shippensburg (401 rush, 224 pass)	2011
622	Kutztown (301 rush, 321 pass)	2015
621	Kutztown (316 rush, 305 pass)	2011
608	Bloomsburg (309 rush, 299 pass)	1996
605	Shippensburg (358 rush, 247 pass)	1998
603	Bloomsburg (336 rush, 267 pass)	2012

Receiving

Yards

237	Marcus Johnson, Slippery Rock	2016
228	Chris Ortiz, SCSU	1995
227	Kevin Ingram, West Chester	1999
225	Tyrone Seabrooks, New Haven	1996
215	Devyn Woods, Mercyhurst	2012
211	Ron Lelko, Bloomsburg	1996
210	Shawn Seif, Lock Haven	2016
205	Anthony Browder, Kutztown	1996
201	Thomas Mayo, California	2011

Receptions

15	Kevin Ingram, West Chester	1999
	Anthony Browder, Kutztown	1996
14	Bill Lowe, West Chester	1998
13	Ryan Clift, Millersville	2003
	Ron Lelko, Bloomsburg	1996

Touchdowns

5	Tyrone Seabrooks, New Haven	1996
4	Shawn Seif, Lock Haven	2016
	Marcus Johnson, Slippery Rock	2016
	Brandon Simmons, West Chester (NCAA)	2004
	Kevin Ingram, West Chester	1998
3	Kevin Wiggins, Millersville	2016
	Brandon Mansell, Gannon	2015
	Darren Massey, Edinboro	2014
	Trevor Harman, Shippensburg	2013
	Devyn Woods, Mercyhurst	2012
	Mike Washington, West Chester	2006
	Brandon Simmons, West Chester	2004
	Shawn Foxworth, Millersville	1999
	Dave Klingerman, Shippensburg	1998
	Bobby McRae, Cheyney	1998
	Adrian Webber, SCSU	1991

Three 100-Yard Receivers, Game

2012	Kutztown (Fox 118, Snyder 109, Tuell 103)
------	---

Two 100-Yard Receivers, Game

2015	Gannon (Hamm 122, Mansell 105)
2012	Shippensburg (Baskerville 134, Harman 118)
	Bloomsburg (Hutton 120, Dickerson 117)
	Mercyhurst (Woods 215, Bruner 144)
2010	Shippensburg (Barley 138, Frenette 118)
2006	California (Forse 117, Huddleston 115)
2005	Bentley (Lake 123, Goodwin 113)
2004	WCU NCAA (Simmons 180, DeForrest 112)
1999	Bloomsburg (M. Lelko 124, Wilson 100)
	Millersville (Foxworth 190, Scott 120)
1998	West Chester (Lowe 168, Ingram 133)
	Cheyney (McRae 141, Andrews 115)
1996	New Haven (Seabrooks 225, Gagnon 153)
1975	Millersville (Daley 152, Ulrich 127)

Longest Scoring Plays

Rushing (85+)

98	Terry Williams, at Kutztown	2015
93	Toby Murray, at Glenville State	2002

Passing

92	Cheyney (Justin Watkins from Blaze Wasserleben)	2012
85	at Kutztown (James Brooks from Jeremy Copeland)	2004
85	Clarion (PSAC) (Terry McFetridge from Dave Lammers)	1983

Field Goals

55	Pat Beaty, at North Dakota	1985
53	Sean McNicholas, at Edinboro	2000
50	Pete McKenna, at Bloomsburg	1979

Interception Returns

89	Nick Ryan, C.W. Post	1978
72	Jayson Godneer, at Southern Conn.	1991

Fumble Returns

100	Jamal Battle, at Millersville	1998
89	Todd Ayers, at Kutztown	1993

Kick Returns

100	Josh Mastromatto, at Kutztown	2011
100	Cori Johnson, at Clarion	2000
100	Sean Smith, at Bloomsburg	1994

Punt Returns

85	Chris Bone, at C.W. Post	2005
83	Reece Brown, at IUP	1992

Blocked Field Goal Returns

69	Antonio Williams, at Shippensburg	2002
----	-----------------------------------	------

YEAR-BY-YEAR RECORD

Year	W	L	T	PF	PA	Head Coach	Captain(s)
1926	6	1	1	205	12	Ralph Mitterling	Arthur Morris
1927	6	1	1	178	40	Ralph Mitterling	John Gibbons
1928	4	5	0	75	76	Ralph Mitterling	Arnold Thalenfeld
1929	3	4	1	106	84	Ralph Mitterling	Joseph Mendelis
1930	4	4	0	71	89	Ralph Mitterling	Francis Hoffman
1931	3	2	2	82	62	Ralph Mitterling	Charles Leader
1932	2	5	1	64	80	Ralph Mitterling	Thomas Johnson
1933	4	4	0	58	95	Ralph Mitterling	Joseph Kennedy
1934	4	2	1	61	47	Ralph Mitterling	Charles Cooper, Henry Arneberg
1935	3	5	0	45	114	Ralph Mitterling	Paul Shebby
1936	2	6	0	28	179	Herb Lorenz	John Carr
1937	2	6	0	26	112	Herb Lorenz	Ronald Seller, Ben Franklin
1938	2	6	0	79	114	Herb Lorenz	Chet Gons
1939	3	5	0	82	106	Ed Snavelly	Tony Scarcella
1940	7	1	0	110	51	Ed Snavelly	Thomas Kearns
1941	5	2	0	102	47	Ed Snavelly	Louis Zwirek
1942	6	0	0	101	13	Eugene Martin	Edward Rushin
1945	2	4	0	46	75	Eugene Martin	-
1946	5	2	0	176	33	Eugene Martin	Ken Schaeffer, Dan Drigan
1947	3	3	0	101	38	Eugene Martin	Harold Hogan, Bernie Rockovich
1948	4	3	1	101	62	Eugene Martin	Walt Zarnowski
1949	5	3	0	112	72	Eugene Martin	-
1950	4	3	1	118	106	Eugene Martin	John Swartz
1951	4	4	0	136	140	Eugene Martin	Howard Pewterbaugh, Rich Pritchard
1952	4	4	0	69	107	Eugene Martin	Andrew Levendis, Robert Rhiel
1953	3	3	0	66	59	Eugene Martin	Robert Brown, Jack Morris
1954	6	2	0	174	68	Eugene Martin	Carmen Martucci, James Revello
1955	4	3	0	144	119	Eugene Martin	Clyde Sweigart
1956	7	2	0	203	53	Eugene Martin	John Andrews, Dick Merring
1957	3	4	1	137	111	Eugene Martin	Jim Oplinger, Charles Brayford
1958	2	5	2	75	151	Geo. Ockershausen	Edward Adams, John Brunner
1959	5	2	2	96	51	Jack Gregory	John Brunner, Richard Zimmer
1960	6	3	0	265	81	Jack Gregory	Sterling Brown, Dick Wolslayer
1961	7	1	0	288	45	Jack Gregory	Ed Becker, Bill Race
1962	8	1	0	232	76	Jack Gregory	Bill Lewis, Joe Heverin
1963	5	3	0	190	79	Jack Gregory	Joe Bahnatka, Toby Barkman
1964	8	1	0	272	55	Jack Gregory	Tom Washburn, Jerry Wasilchak, Richard Zapolski
1965	10	0	0	273	63	Jack Gregory	Glen Ray, Gibby Romaine, Robert Ruckdeschel
1966	4	4	0	151	111	Charles Reese	Doug McNamee, Frank Mirello
1967	7	1	0	234	100	Charles Reese	Bob Holdebaum
1968	8	0	1	379	105	Charles Reese	Bob Malehorn, Gary Schoenberger
1969	5	3	0	235	172	Charles Reese	Bob Dinan, Bill Dukett, Merv Witmer
1970	5	4	0	242	180	Charles Reese	Jerry Clymer, Joe Kelly
1971	6	3	0	223	82	Charles Reese	Ray Johnson, Ed Long, Steve Mummaw
1972	4	5	0	187	119	Charles Reese	Joe Bongiovanni, Hank Kunkel
1973	6	1	1	125	50	Charles Reese	Bob Cormack, John Smith
1974	5	5	0	135	162	Dennis Douds	Tom Deremer, Tom Kozlosky, Tom Polinski
1975	10	0	0	226	95	Dennis Douds	Rich Nicolais, Doug Sheaffer, Willard Stem
1976	9	0	1	269	87	Dennis Douds	Pete Radocha, Rich Rodenberger, Mike Stambaugh
1977	6	2	0	223	91	Dennis Douds	Pat Flaherty, Harold Strunk
1978	10	1	0	308	76	Dennis Douds	Jeff Detzi, Jeff Johnson
1979	7	3	0	152	97	Dennis Douds	John Holanda, Ray Cianni
1980	6	4	0	223	154	Dennis Douds	Mike Lush, Jim Snyder
1981	4	6	0	146	180	Dennis Douds	John Marcante, Duane Van Fleet
1982	9	2	0	286	130	Dennis Douds	Bob Manez, Larry Sontag
1983	7	4	0	270	148	Dennis Douds	Dan Koval, Mike Reichenbach
1984	5	5	0	233	236	Dennis Douds	Bill Camp, Ernie Siegrist
1985	2	8	0	177	220	Dennis Douds	Tim Bishop, Tracy Coleman
1986	1	9	0	107	248	Dennis Douds	Chris Gerhard
1987	4	6	0	139	180	Dennis Douds	Dan Murray, Mike Yanders
1988	4	6	0	125	116	Dennis Douds	Joe McLaughlin, Eric Sampson
1989	6	4	0	225	122	Dennis Douds	Pat Brady, Tom Taylor
1990	6	4	0	284	234	Dennis Douds	Justin Dettore, Ken Kopetchny, Jim Miller
1991	8	3	1	319	260	Dennis Douds	Curtis Bunch, Des Hussey
1992	8	2	0	258	153	Dennis Douds	Bret Comp, Joe Ruedt
1993	7	2	1	298	145	Dennis Douds	John Catalano, Ed Myers
1994	5	5	0	262	202	Dennis Douds	Steve Stuttle, Brent Voynar
1995	4	6	0	235	220	Dennis Douds	Tim Green, Joe Menton, Dennis McWhite
1996	6	4	0	397	327	Dennis Douds	Bruce Berke, Bill Fonzone
1997	4	6	0	260	328	Dennis Douds	Mike Mancuso, Brett Witmer
1998	2	8	0	240	411	Dennis Douds	Tim Pollock, Joe Terra
1999	4	7	0	262	371	Dennis Douds	Joe Bahling, J.D. Granger
2000	6	5	0	228	214	Dennis Douds	Kevin Nagle, Jason Zinn
2001	7	3	0	287	187	Dennis Douds	Jeremy Brown, Jeremy Palm
2002	8	2	0	296	185	Dennis Douds	Dustin Barno, Jeremy Palm
2003	8	3	0	394	250	Dennis Douds	Michael Glover, John Jeffries, Greg Munch
2004	10	2	0	447	256	Dennis Douds	Matt Rapa, Brian Violante
2005	11	3	0	596	341	Dennis Douds	Anthony Carfagno, Dan Crozier, Tyree Townes
2006	7	4	0	385	235	Dennis Douds	Jimmy Terwilliger, Greg Thoman
2007	3	6	0	239	238	Dennis Douds	Jayson Frank, Mike Habel
2008	9	2	0	387	262	Dennis Douds	Doug Ogden, David Pacchioni, Tim Roken
2009	8	4	0	352	267	Dennis Douds	Sam Shuman, Morgan Thomas
2010	3	8	0	351	271	Dennis Douds	Matt Freed, Matt Marshall
2011	3	8	0	274	323	Dennis Douds	Mike Bergey, Dan Caffrey
2012	5	5	0	385	359	Dennis Douds	Sam Hull, Seve Rivers
2013	7	4	0	449	280	Dennis Douds	Robert Bleiler, Greg Blue
2014	6	5	0	377	379	Dennis Douds	Dusty Reed, Bryan Thomson
2015	6	5	0	440	374	Dennis Douds	Jon Schnaars, Matt Soltes
2016	4	7	0	345	432	Dennis Douds	Robert Healy, Sean Roth

All-Time PSAC Record

The Pennsylvania State Athletic Conference was organized in 1951 for the purpose of administering athletics among the 14 state colleges in the Commonwealth of Pennsylvania.

Although football champions had been picked since 1934, the first on-the-field champion was crowned in 1960.

2006 - Mansfield discontinued its program

2008 - Shippensburg to PSAC East, C.W. Post

to East as associate member, Gannon and Mercyhurst to West as full members

2013 - Lock Haven to PSAC East, LIU Post left

PSAC, Seton Hill added to West as full member
2014 - selected crossover games counted towards divisional standings

All-time PSAC standings since 1960:

Eastern Division	W	L	T	Pct.
West Chester	247	55	0	.818
ESU	218	126	1	.633
Bloomsburg	214	126	5	.627
*LIU Post	20	15	0	.571
Millersville	182	157	5	.536
Shippensburg	174	168	3	.509
Kutztown	161	180	4	.473
*Mansfield	66	200	5	.253
Lock Haven	75	267	5	.223
Cheyney	40	296	2	.121

Western Division	W	L	T	Pct.
Indiana	219	79	6	.730
Slippery Rock	209	125	10	.622
Mercyhurst	35	30	0	.538
Edinboro	173	158	12	.522
Clarion	170	169	7	.501
California	158	182	5	.465
Gannon	28	37	0	.431
Seton Hill	6	24	0	.200

ESU Athletic Traditions

Red and Black

The school colors go back to the first year of the Normal School in 1893. The Stroudsburg Times noted on September 28, 1893 that "the school colors are **Red and Black**. The school yell, "you will have to translate for yourself." The athletic teams were known as the Red and Black until 1932.

Origin of "The Warriors"

On April 8, 1932, a writer in The Stroud Courier, the campus newspaper, who signed her column, "Just Debs," noted: "The majority of colleges have nicknames for their athletic teams. This writer in the future is going to refer to the local teams as the **Warriors**." New Warriors logos were adopted in 1996 and most recently January 2017.

ALL-TIME SCHEDULE

MILESTONE WINS

1	1926 vs. Trenton, 15-3
100	1953 at Ithaca, 20-0
171	1965 vs. Indiana, 26-10 (won PSAC championship, first 10-0 season in school history)
200	1970 vs. Bloomsburg, 47-22
231	1975 vs. Edinboro, 24-20 (won PSAC championship at 10-0)
300	1987 vs. Mansfield, 31-21
400	2004 vs. Clarion, 38-24
404	2004 vs. Edinboro, 36-32 (first Division II Playoff victory)
415	2005 vs. C.W. Post, 55-28 (won DII Northeast Regional)
429	2008 vs. Shippensburg, 44-41 OT (PSAC record 213th win for Douds)

All-Time Football Coaching Records

The won-loss records of East Stroudsburg's eight head football coaches since 1926

Coach	Seasons	Years	W	L	T	Pct.
Ralph Mitterling	10	1926-35	39	33	7	.538
Herb Lorenz	3	1936-38	6	18	0	.250
Ed Snavelly	3	1939-41	15	8	0	.652
Eugene Martin	14	1942-57	60	40	3	.597
George Ockershausen	1	1958	2	5	2	.333
Jack Gregory	7	1959-65	49	11	2	.806
Charlie Reese	8	1966-73	45	21	2	.676
Denny Douds	43	1974-	260	188	3	.580
Overall Record	89	1926-2016	476	324	19	.593

(PSAC championship games and NCAA playoff games are counted in record)

COACH RALPH MITTERLING

(1926-35)

1926 (6-1-1)

S 26	Trenton	15	3	W
O 2	Upsala	10	0	W
O 9	at Lock Haven	99	0	W
O 16	Lafayette Frosh	21	0	W
O 23	Cooper Union	54	0	W
O 30	at Cortland	0	0	T
N 6	at West Chester	6	0	W
N 19	at Shippensburg	0	7	L

1927 (6-1-1)

O 1	at Wyoming Seminary	6	26	L
O 8	at Bloomsburg	6	0	W
O 12	at St. Thomas	6	6	T
O 22	Shippensburg	31	0	W
O 29	Cooper Union	52	2	W
N 5	Cortland	34	0	W
N 12	Central S.N.S.	30	0	W
N 18	West Chester	13	6	W

1928 (4-5)

S 29	Springfield	7	25	L
O 6	Trenton	6	0	W
O 13	at Shippensburg	0	6	L
O 20	Wyoming Seminary	0	13	L
O 27	at Slippery Rock	0	13	L
N 3	at Cortland	12	0	W
N 10	at Lock Haven	38	0	W
N 17	at West Chester	0	13	L
N 24	Bloomsburg	12	0	W

1929 (3-4-1)

O 5	at Springfield	0	0	T
O 12	Shippensburg	7	0	W
O 19	at Cortland	26	7	W
O 26	Slippery Rock	6	13	L
N 2	West Chester	7	14	L
N 9	at Wyoming Seminary	7	19	L
N 16	at Bloomsburg	0	13	L
N 23	at Trenton	53	18	W

1930 (4-4)

S 27	at Springfield	0	29	L
O 4	US Coast Guard	0	21	L
O 11	Trenton	14	0	W
O 18	at Shippensburg	13	7	W
O 25	Cortland	19	0	W
N 1	at Mansfield	19	0	W
N 8	at Wyoming Seminary	0	19	L
N 15	Bloomsburg	6	13	L

1931 (3-2-2)

O 3	Seton Hall	6	18	L
O 10	at Trenton	0	0	T
O 17	Shippensburg	13	0	L
O 24	at Cortland	31	6	W
O 31	Mansfield (HC)	19	0	W
N 7	at US Coast Guard	6	31	L
N 14	at Bloomsburg	7	7	T

1932 (2-5-1)

S 24	at Seton Hall	0	18	L
O 1	at Springfield	0	20	L
O 8	Trenton	6	0	W
O 15	at Shippensburg	0	9	L
O 22	at St. Thomas	6	20	L
O 29	Cortland	7	7	T
N 5	at Mansfield	0	6	L
N 12	Bloomsburg	45	0	W

1933 (4-4)

S 30	at Springfield	0	20	L
O 7	at Trenton	13	0	W
O 14	Shippensburg	7	0	W
O 21	at St. Thomas	0	40	L
O 28	at Cortland	10	26	L
N 4	at Bloomsburg	7	9	L
N 11	Mansfield	12	0	W
N 18	Ithaca	9	0	W

1934 (4-2-1)

S 29	at Springfield	0	18	L
O 13	at Shippensburg	6	7	L
O 20	Cortland	6	6	T
O 27	Trenton	14	0	W
N 3	at Ithaca	7	6	W
N 10	at Mansfield	14	0	W
N 17	Bloomsburg	14	10	W

1935 (3-5)

S 28	at Springfield	0	10	L
O 5	Panzer	26	0	W
O 12	Shippensburg	6	20	L
O 19	at Trenton	6	0	W
O 26	at Cortland	0	39	L
N 2	Ithaca	0	33	L
N 9	Mansfield	7	0	W
N 16	at Bloomsburg	0	12	L

COACH HERB LORENZ

(1936-38)

1936 (2-6)

S 26	at Panzer	2	20	L
O 3	Montclair	13	12	W
O 10	at Shippensburg	0	58	L
O 17	Trenton	6	3	W
O 24	Cortland	7	19	L
O 31	at Ithaca	0	32	L
N 7	at Mansfield	0	28	L
N 14	Bloomsburg	0	7	L

1937 (2-6)

S 25	at Springfield	0	7	L
O 2	Panzer	13	0	W
O 9	Shippensburg	0	21	L
O 16	Trenton	13	7	W
O 23	at Cortland	0	28	L
O 30	at Montclair	0	25	L
N 6	Mansfield	0	12	L
N 13	at Bloomsburg	0	12	L

1938 (2-6)

S 24	at Panzer	0	7	L
O 1	West Chester	6	13	L
O 8	at Shippensburg	14	19	L
O 15	at Trenton	26	6	W
O 22	Cortland	13	19	L
O 29	Montclair	0	7	L
N 5	at Mansfield	0	31	L
N 12	Bloomsburg	20	12	W

COACH ED SNAVELLY

(1939-41)

1939 (3-5)

S 30	Panzer	6	7	L
O 6	at West Chester	0	24	L
O 14	Shippensburg	26	7	W
O 21	at Cortland	0	24	L
O 28	at Montclair	0	8	L
N 4	Mansfield	13	8	W
N 11	at Bloomsburg	25	7	W
N 18	Lock Haven	12	21	L

1940 (7-1)

S 28	at Panzer	26	19	W
O 5	at Lock Haven	13	7	W
O 12	at Shippensburg	13	7	W
O 19	Cortland	24	0	W
O 26	Montclair	3	0	W
N 2	at Mansfield	19	0	W
N 9	Bloomsburg	12	0	W
N 16	West Chester	0	18	L

ALL-TIME SCHEDULE

1941 (5-2)				
O 3	at West Chester	6	28	L
O 11	Shippensburg	0	6	L
O 18	at Kutztown	26	0	W
O 24	at Montclair	14	13	W
N 1	Mansfield	6	0	W
N 8	at Bloomsburg	13	0	W
N 15	Panzer	37	0	W

COACH EUGENE MARTIN (1942-57)

1942 (6-0 • PSAC Champs)				
O 10	at Shippensburg	12	0	W
O 17	Kutztown	14	0	W
O 24	Montclair	24	0	W
O 31	at Mansfield	12	6	W
N 14	West Chester	26	0	W
N 21	at Panzer	13	7	W

1943-44

No Varsity Football

1945 (2-4)

O 6	Bloomsburg	0	13	L
O 10	at Bloomsburg	7	19	L
O 13	Lock Haven	6	18	L
O 20	at Wyoming Seminary	13	0	W
N 3	at Lock Haven	0	25	L
N 10	at NY Military Academy	20	0	W

1946 (5-2)

O 5	Panzer	26	0	W
O 12	Shippensburg	32	7	W
O 19	at Cortland	25	6	W
O 25	at West Chester	7	13	L
N 2	Montclair	53	0	W
N 9	Bloomsburg	6	7	L
N 16	at C.C.N.Y.	27	0	W

1947 (3-3)

O 4	Panzer	19	0	W
O 11	at Shippensburg	7	13	L
O 18	Cortland	21	0	W
O 25	West Chester	0	6	L
N 8	at Bloomsburg	2	13	L
N 15	C.C.N.Y.	42	6	W

1948 (4-3-1)

S 25	at Millersville	13	7	W
O 2	Panzer	48	6	W
O 9	Shippensburg	14	7	W
O 16	at Mansfield	13	7	W
O 22	at West Chester	7	14	L
O 30	Rider	6	7	L
N 6	at Cortland	0	0	T
N 13	Bloomsburg	0	14	L

1949 (5-3)

S 24	Millersville	13	0	W
O 1	Panzer	21	6	W
O 8	at Shippensburg	7	0	W
O 15	Mansfield	28	6	W
O 22	West Chester	0	7	L
O 29	at Rider	7	19	L
N 5	Cortland	14	6	W
N 12	at Bloomsburg	22	28	L

1950 (4-3-1)

S 30	at Millersville	31	20	W
O 7	at Mansfield	14	0	W
O 14	Shippensburg	13	13	T
O 20	at West Chester	0	27	L
O 28	Bridgeport	25	6	W
N 4	at Cortland	0	7	L
N 10	at Ithaca	28	7	W
N 18	Rider	7	26	L

1951 (4-4)				
S 29	Millersville	20	19	W
O 6	Mansfield	21	13	W
O 13	at Shippensburg	7	33	L
O 20	West Chester	13	27	L
O 27	at Bridgeport	14	16	L
N 3	Cortland	20	6	W
N 10	Ithaca	34	0	W
N 17	at Rider	7	26	L

1952 (4-4)

S 27	at Millersville	0	7	L
O 4	King's	14	6	W
O 11	Shippensburg	7	14	L
O 18	Mansfield	14	12	W
O 24	at West Chester	0	41	L
N 1	at Cortland	7	14	L
N 7	at Ithaca	13	0	W
N 15	Arnold	14	13	W

1953 (3-3)

S 26	Millersville	31	0	W
O 3	at King's	0	13	L
O 10	at Shippensburg	0	30	L
O 17	at Mansfield	9	0	W
O 24	West Chester (HC)	6	16	L
O 31	at Ithaca	20	0	W
N 6	Cortland	Cancelled		
N 13	Arnold	Cancelled		

1954 (6-2 • PSAC co-champs)

S 25	at Millersville	19	0	W
O 2	at Ithaca	25	13	W
O 9	Shippensburg	13	17	L
O 16	Mansfield	28	0	W
O 22	at West Chester	14	13	W
O 30	at Kutztown	32	6	W
N 6	at Cortland	0	19	L
N 13	Cheyney	43	0	W

1955 (4-3)

S 24	Millersville	Cancelled		
S 30	at Ithaca	19	18	W
O 8	at Shippensburg	7	26	L
O 15	at Mansfield	20	13	W
O 22	West Chester	20	23	L
O 29	Kutztown	40	14	W
N 5	Cortland	13	19	L
N 12	at Cheyney	25	6	W

1956 (7-2)

S 22	at Millersville	33	6	W
S 28	at Ithaca	13	0	W
O 6	Shippensburg	13	0	W
O 13	at Lock Haven	28	12	W
O 20	Mansfield	42	13	W
O 26	at West Chester	7	15	L
N 3	at Cortland	0	7	L
N 10	Cheyney	46	0	W
N 17	Kutztown	21	0	W

1957 (3-4-1)

S 21	Millersville	26	0	W
S 27	Ithaca	27	0	W
O 5	at Shippensburg	19	28	L
O 12	Lock Haven	6	16	L
O 19	Mansfield	Cancelled		
O 26	West Chester	0	34	L
N 2	Cortland	6	19	L
N 9	at Cheyney	39	0	W
N 16	at Kutztown	14	14	T

COACH GEORGE OCKERSHAUSEN (1958)

1958 (2-5-2)

S 20	Kutztown	19	0	W
S 27	at Ithaca	6	14	L
O 4	Shippensburg	0	14	L
O 10	at West Chester	0	49	L
O 18	at Millersville	14	20	L
O 25	Waynesburg	0	0	T
N 1	Bloomsburg	12	12	T
N 8	at Cortland	8	42	L
N 15	at Montclair	16	0	W

COACH JACK GREGORY (1959-65)

1959 (5-2-2)

S 19	at Kutztown	22	0	W
S 26	Ithaca	12	6	W
O 3	at Shippensburg	2	20	L
O 10	West Chester	0	25	L
O 17	Millersville	6	0	W
O 24	at Waynesburg	0	0	T
O 31	at Bloomsburg	7	0	W
N 7	Cortland	0	0	T
N 14	Montclair	47	0	W

1960 (6-3)

S 17	at Millersville	0	6	L
S 24	Kutztown	61	0	W
S 30	at West Chester	0	21	L
O 8	Shippensburg	48	7	W
O 15	at Mansfield	42	7	W
O 22	Cheyney	58	0	W
O 29	Bloomsburg	21	20	W
N 5	at Cortland	28	0	W
N 12	at Indiana	7	20	L

1961 (7-1)

Millersville	37	7	W
at Kutztown	45	0	W
West Chester	7	28	L
at Shippensburg	47	7	W
Mansfield	38	3	W
at Cheyney	54	0	W
at Bloomsburg	36	0	W
Cortland	24	0	W

1962 (8-1 • East Champs)

Montclair	29	20	W
at West Chester	7	6	W
Kutztown	52	7	W
Cheyney	68	6	W
at Mansfield	12	6	W
at Millersville	19	6	W
at Cortland	20	0	W
Bloomsburg	19	12	W
at Slippery Rock	6	13	L
(PSAC Championship)			

1963 (5-3)

S 14	at Montclair	12	18	L
S 28	West Chester	0	20	L
O 5	at Kutztown	27	7	W
O 12	at Cheyney	55	0	W
O 19	Mansfield	34	7	W
O 26	Millersville	21	13	W
N 2	Cortland	34	0	W
N 9	at Bloomsburg	7	14	L

ALL-TIME SCHEDULE

1964 (8-1 • PSAC Champs)					1971 (6-3)					1977 (6-2)				
S 19	Southern Conn.	21	6	W	S 18	at Trenton	36	0	W	S 27	Montclair	17	3	W
S 25	at West Chester	13	0	W	S 25	Montclair	14	7	W	O 1	at Kutztown	6	14	L
O 3	Kutztown	23	6	W	O 2	West Chester	7	9	L	O 8	at Cheyney	24	0	W
O 10	Cheyney	60	0	W	O 9	at Kutztown	13	20	L	O 15	Mansfield	51	6	W
O 17	at Mansfield	21	0	W	O 16	at Cheyney	26	0	W	O 22	Millersville	8	34	L
O 24	at Millersville	24	12	W	O 23	Mansfield	48	13	W	O 29	at Cortland	69	14	W
O 31	at Cortland	14	17	L	O 30	Millersville	39	12	W	N 5	at Bloomsburg	24	20	W
N 7	Bloomsburg	69	0	W	N 6	at Wilkes	14	15	L	N 12	West Chester	24	0	W
N 14	at Indiana	27	14	W	N 13	at Bloomsburg	26	6	W	1978 (10-1 • PSAC Champs)				
(PSAC Championship)					1972 (4-5)					S 9	Indiana	17	3	W
1965 (10-0 • PSAC Champs)					S 16	Trenton	36	0	W	S 16	C.W. Post	13	21	L
S 18	at Southern Conn.	30	16	W	S 23	at Montclair	35	15	W	S 23	at Montclair	36	13	W
S 25	Montclair	7	6	W	S 30	at West Chester	6	24	L	S 30	Cortland	64	7	W
O 1	West Chester	13	6	W	O 7	Kutztown	0	7	L	O 7	Kutztown	20	7	W
O 9	at Kutztown	26	13	W	O 14	Cheyney	34	8	W	O 14	Cheyney	16	8	W
O 16	at Cheyney	40	0	W	O 21	at Mansfield	21	22	L	O 21	at Mansfield	27	0	W
O 23	Mansfield	26	6	W	O 28	at Millersville	0	21	L	O 28	at Millersville	24	0	W
O 30	Millersville	33	6	W	N 4	Scranton	49	2	W	N 4	at West Chester	19	10	W
N 6	Cortland	38	0	W	N 11	Bloomsburg	6	20	L	N 11	Bloomsburg	23	3	W
N 12	at Bloomsburg	34	0	W	1973 (6-1-1)					N 18	at Clarion	49	4	W
N 20	Indiana	26	10	W	S 22	Montclair	28	10	W	(PSAC Championship)				
(PSAC Championship)					S 28	West Chester	7	14	L	1979 (7-3)				
COACH CHARLIE REESE					O 6	at Kutztown	13	3	W	S 8	at Indiana	14	34	L
(1966-73)					O 13	at Cheyney	13	7	W	S 15	at C.W. Post	17	10	W
1966 (4-4)					O 20	Mansfield	25	0	W	S 22	Montclair	10	6	W
S 17	at Wilkes	0	10	L	O 27	Millersville	18	13	W	S 29	at Cortland	24	3	W
S 24	at Montclair	7	14	L	N 3	at Cortland	0	0	T	O 6	at Kutztown	10	20	L
O 1	at West Chester	6	39	L	N 10	at Bloomsburg	21	3	W	O 13	at Cheyney	3	7	L
O 8	Kutztown	33	0	W	COACH DENNY DOUDS					O 20	Mansfield	17	7	W
O 15	Cheyney	41	7	W	(1974-present)					O 27	Millersville	12	7	W
O 22	at Mansfield	33	14	W	1974 (5-5)					N 3	West Chester	14	0	W
O 29	at Millersville	13	21	L	S 14	Slippery Rock	20	47	L	N 10	at Bloomsburg	31	3	W
N 12	Bloomsburg	18	6	W	S 21	at Montclair	7	17	L	1980 (6-4 • t-1st East)				
1967 (7-1)					S 28	at West Chester	6	20	L	S 13	C.W. Post	14	7	W
S 16	Montclair	17	13	W	O 5	Kutztown	6	0	W	S 20	at Montclair	0	16	L
S 23	at Edinboro	33	6	W	O 12	Cheyney	21	7	W	S 27	Central Conn. (PD)	32	14	W
S 29	West Chester	7	33	L	O 19	at Mansfield	10	0	W	O 4	Kutztown	16	7	W
O 7	at Kutztown	26	6	W	O 26	at Millersville	0	23	L	O 11	Cheyney	25	14	W
O 14	at Cheyney	33	14	W	N 2	Cortland	28	11	W	O 18	at Mansfield	28	17	W
O 21	Mansfield	20	14	W	N 9	Bloomsburg	30	9	W	O 25	at Millersville	3	14	L
O 28	Millersville	40	8	W	N 16	at Indiana	7	28	L	O 31	at West Chester	13	26	L
N 10	at Bloomsburg	58	6	W	1975 (10-0 • PSAC Champs)					N 8	Bloomsburg	70	15	W
1968 (8-0-1 • PSAC co-champs)					S 13	at Slippery Rock	7	0	W	N 15	Indiana	22	24	L
Edinboro	49	14	W	S 20	Montclair	14	3	W	1981 (4-6)					
at West Chester	21	14	W	S 27	West Chester	24	20	W	S 12	at C.W. Post	9	29	L	
Kutztown (HC)	23	7	W	O 4	at Kutztown	35	6	W	S 19	Montclair	3	30	L	
Cheyney	63	0	W	O 11	vs. Cheyney (Coatesville)	17	7	W	S 26	at Central Conn.	17	28	L	
at Mansfield	37	0	W	O 18	Mansfield	39	8	W	O 3	at Kutztown	0	12	L	
at Millersville	41	21	W	O 25	Millersville	28	24	W	O 10	at Cheyney	41	21	W	
at Delaware State	47	7	W	N 1	at Cortland	10	7	W	O 17	Mansfield (PD)	17	6	W	
Bloomsburg (PD)	70	14	W	N 8	at Bloomsburg	28	0	W	O 24	Millersville (HC)	9	31	L	
at California	28	28	T	N 15	Edinboro	24	20	W	O 31	West Chester	3	20	L	
(PSAC Championship)					(PSAC Championship)					N 7	at Bloomsburg	49	0	W
1969 (5-3)					1976 (9-0-1 • PSAC co-champs)					N 14	at Indiana	7	3	W
S 20	Montclair	12	21	L	S 18	at Montclair	14	0	W	1982 (9-2 • PSAC Champs)				
S 27	West Chester	21	36	L	S 25	at West Chester	27	13	W	S 11	C.W. Post	41	3	W
O 4	at Kutztown	23	17	W	O 2	Kutztown	27	13	W	S 18	at Montclair	14	16	L
O 11	at Cheyney	55	13	W	O 9	Cheyney	41	6	W	S 25	Central Conn.	24	11	W
O 18	Mansfield	9	36	L	O 16	at Mansfield	54	8	W	O 2	Kutztown (PD)	24	0	W
O 25	Millersville	42	14	W	O 23	at Millersville	20	13	W	O 9	Cheyney (HC)	28	15	W
N 1	Delaware State	35	12	W	O 30	Cortland	28	14	W	O 16	at Mansfield	32	13	W
N 8	at Bloomsburg	38	23	W	N 6	Bloomsburg	21	6	W	O 23	at Millersville	41	9	W
1970 (5-4)					N 13	Morgan State	23	0	W	O 29	at West Chester	17	9	W
S 12	at Lafayette	16	27	L	N 20	at Shippensburg	14	14	T	N 6	Bloomsburg	34	7	W
S 19	at Montclair	6	16	L	(PSAC Championship)					N 13	at Lehigh	7	25	L
S 26	at West Chester	0	42	L	1977 (9-0-1 • PSAC co-champs)					N 20	at Edinboro	24	22	W
O 3	Kutztown	43	49	L	S 18	at Montclair	14	0	W	(PSAC Championship)				
O 10	Cheyney	47	2	W	S 25	at West Chester	27	13	W					
O 17	at Mansfield	39	19	W	O 2	Kutztown	27	13	W					
O 24	at Millersville	14	3	W	O 9	Cheyney	41	6	W					
O 31	Wilkes	30	0	W	O 16	at Mansfield	54	8	W					
N 7	Bloomsburg	47	22	W	O 23	at Millersville	20	13	W					
					O 30	Cortland	28	14	W					
					N 6	Bloomsburg	21	6	W					
					N 13	Morgan State	23	0	W					
					N 20	at Shippensburg	14	14	T					
					(PSAC Championship)									

ALL-TIME SCHEDULE

1983 (7-4 • East Champs)					1989 (6-4)					1995 (4-6)				
S 10	at Lafayette	14	20	L	S 9	at Southern Conn.	24	0	W	S 9	American Inter'l	49	19	W
S 17	Montclair	32	14	W	S 16	Montclair St.	19	20	L	S 16	at Eastern Kentucky	0	26	L
S 24	at Central Conn.	38	0	W	S 23	Mansfield	50	7	W	S 23	at Southern Conn.	10	19	L
O 1	at Kutztown	31	7	W	S 30	at Millersville	19	7	W	S 30	West Chester (FD)	34	26	W
O 8	at Cheyney	27	19	W	O 7	Bloomsburg (PD)	14	17	L	O 7	at Slippery Rock	12	23	L
O 15	Mansfield (PD)	50	8	W	O 14	at Kutztown	34	14	W	O 14	at Cheyney	40	13	W
O 22	Millersville	34	12	W	O 21	West Chester (HC)	19	21	L	O 21	Mansfield (HC)	36	13	W
O 29	West Chester (HC)	14	17	L	O 28	at Lock Haven	7	17	L	O 28	at Millersville	14	19	L
N 5	at Bloomsburg	13	7	W	N 4	at Cheyney	17	0	W	N 4	Bloomsburg	27	34	L
N 12	at Lehigh	3	17	L	N 11	Central Conn.	22	19	W	N 11	Kutztown	7	28	L
N 19	vs. Clarion (Hershey) (PSAC Championship)	14	27	L	1990 (6-4)					1996 (6-4)				
1984 (5-5)					S 8	Southern Conn.	38	10	W	S 14	at New Haven	56	59	L
S 8	Southern Conn.	15	10	W	S 15	at Montclair St.	6	23	L	S 21	Southern Conn.	54	28	W
S 15	at Montclair	10	7	W	S 22	Cheyney	46	14	W	S 28	at Slippery Rock	10	24	L
S 22	at Bloomsburg	13	23	L	S 29	at Mansfield	27	56	L	O 5	Kutztown (FD)	27	20	W (OT)
S 29	Kutztown (PD)	31	16	W	O 5	Millersville (PD)	14	22	L	O 12	at West Chester	40	33	W
O 5	at West Chester	27	44	L	O 13	at Bloomsburg	23	21	W	O 19	Indiana (HC)	23	12	W
O 13	Edinboro (HC)	20	40	L	O 20	Kutztown (HC)	38	16	W	O 26	Cheyney	78	32	W
O 20	Cheyney	16	7	W	O 27	at West Chester	17	41	L	N 2	at Mansfield	51	12	W
O 27	at Mansfield	41	17	W	N 3	Shippensburg	26	14	W	N 9	Millersville	16	49	L
N 3	Millersville	22	28	L	N 10	at Buffalo	49	16	W	N 16	at Bloomsburg	42	58	L
N 10	at Lafayette	38	44	L	1991 (8-3-1 • East Champs)					1997 (4-6)				
1985 (2-8)					S 7	at Lenoir-Rhyne	34	17	W	S 13	New Haven	0	38	L
S 7	at North Dakota	7	38	L	S 14	at Southern Conn.	43	41	W	S 20	at Elon	34	41	L
S 14	at Southern Conn.	19	23	L	S 21	Indiana	0	34	L	S 27	Slippery Rock (FD)	25	40	L
S 21	Montclair	17	20	L	S 28	at Cheyney	28	0	W	O 4	at Kutztown	45	20	W
S 28	Bloomsburg	16	21	L	O 5	Mansfield (PD)	26	10	W	O 11	West Chester (HC)	31	32	L
O 5	at Kutztown	3	18	L	O 12	at Millersville	17	17	T	O 18	at Indiana	33	31	W
O 12	West Chester (PD)	16	18	L	O 19	vs. Bloomsburg (Moosic)	20	10	W	O 25	at Cheyney	39	16	W
O 19	at Edinboro	14	30	L	O 26	at Kutztown	21	20	W	N 1	Mansfield	23	21	W
O 26	at Cheyney	10	0	W	N 2	West Chester (HC)	28	21	W	N 8	at Millersville	13	47	L
N 2	Mansfield (HC)	63	20	W	N 9	at Shippensburg	24	31	L	N 15	at Bloomsburg	17	42	L
N 9	at Millersville	13	32	L	N 16	Buffalo	45	25	W	1998 (2-8)				
1986 (1-9)					NCAA Division II Playoffs					S 12	Shepherd	6	36	L
S 13	New Haven	26	47	L	N 23	Shippensburg	33	34	L (OT)	S 19	at New Hampshire	10	70	L
S 20	at Montclair	10	17	L	1992 (8-2)					S 26	Slippery Rock (FD)	9	44	L
S 27	Millersville	3	20	L	S 12	Southern Conn.	21	16	W	O 3	West Chester (HC)	35	57	L
O 4	at Bloomsburg	3	20	L	S 19	at Indiana	12	31	L	O 10	at Shippensburg	13	35	L
O 11	Kutztown (PD)	0	28	L	S 26	vs. Bloomsburg (Moosic)	42	17	W	O 17	at Cheyney	36	26	W
O 18	at West Chester	0	20	L	O 3	California	40	13	W	O 24	Kutztown	6	31	L
O 25	Clarion (HC)	34	37	L	O 10	Cheyney (FD)	48	6	W	O 31	at Bloomsburg	39	50	L
N 1	Cheyney	19	14	W	O 17	at Mansfield	20	6	W	N 7	at Millersville	35	38	L
N 8	at Mansfield	12	28	L	O 24	Millersville (HC)	20	13	W	N 14	Mansfield	51	24	W
N 15	at Southern Conn.	0	17	L	O 31	at American Inter'l	28	27	W	1999 (4-7)				
1987 (4-6)					N 7	Kutztown	27	21	W	S 2	at Lock Haven	28	24	W
S 12	at New Haven	16	13	W	N 14	at West Chester	0	3	L	S 11	at Shepherd	27	33	L (20T)
S 19	Montclair	2	13	L	1993 (7-2-1)					S 18	Glenville State	38	34	W
S 26	at Millersville	27	31	L	S 11	at Kutztown	45	14	W	S 25	at Slippery Rock	10	47	L
O 3	Bloomsburg	3	16	L	S 18	Springfield	25	14	W	O 2	at West Chester	3	49	L
O 10	at Kutztown	7	14	L	S 25	at Southern Conn.	14	14	T	O 9	Shippensburg (FD)	0	37	L
O 17	West Chester (PD)	7	28	L	O 2	at California	9	6	W	O 16	Cheyney (HC)	55	22	W
O 24	at Clarion	3	25	L	O 9	at Cheyney	47	12	W	O 23	at Kutztown	10	24	L
O 31	at Cheyney	12	6	W	O 16	Mansfield (FD)	45	21	W	O 30	Bloomsburg	21	27	L
N 7	Mansfield (HC)	31	21	W	O 23	at Millersville	7	20	L	N 6	Millersville	29	54	L
N 14	Southern Conn.	31	13	W	O 30	Bloomsburg (HC)	31	6	W	N 13	at Mansfield	41	20	W
1988 (4-6)					N 6	American Inter'l	42	3	W	2000 (6-5)				
S 10	Southern Conn.	19	9	W	N 13	West Chester	33	35	L	S 2	at Clarion	37	33	W
S 17	at Montclair St.	12	14	L	1994 (5-5)					S 9	at West Chester	12	6	W
S 24	at Mansfield	14	0	W	S 10	at Lafayette	31	14	W	S 16	at Glenville State	10	0	W
O 1	Millersville	13	24	L	S 17	at Springfield	40	10	W	S 23	Shepherd	35	28	W (OT)
O 8	at Bloomsburg	7	18	L	S 24	Southern Conn.	44	17	W	S 30	Millersville	26	33	L (OT)
O 15	Kutztown (PD)	27	10	W	O 1	at West Chester	30	37	L	O 7	Kutztown (FD)	16	17	L
O 22	at West Chester	3	20	L	O 8	Slippery Rock (FD)	23	32	L	O 14	at Bloomsburg	0	28	L
O 29	Lock Haven (HC)	6	7	L	O 15	Cheyney (HC)	26	6	W	O 21	Shippensburg (HC)	14	17	L (OT)
N 5	Cheyney	3	0	W	O 22	at Mansfield	28	6	W	O 28	at Cheyney	35	14	W
N 12	at Central Conn.	21	24	L	O 29	Millersville	9	21	L	N 4	Mansfield	34	20	W
					N 5	at Bloomsburg	24	35	L	N 11	at Edinboro	9	20	L
					N 12	Kutztown	7	24	L					

ALL-TIME SCHEDULE

2001 (7-3)					2006 (7-4)					2012 (5-5)				
A 30	Clarion (ESYA Classic)	33	27	W	S 2	Bentley	7	9	L	S 8	Lock Haven (N)	31	0	W
S 8	West Chester	28	9	W	S 9	Lock Haven	45	14	W	S 15	Shippensburg (N)	21	63	L
S 15	Glenville State	Cancelled			S 16	at IUP	20	35	L	S 22	Cheyney (FD)	59	27	W
S 22	at Shepherd	26	33	L	S 23	California (FD)	41	34	W	S 29	at Clarion	27	31	L
S 29	at Millersville	42	10	W	S 30	at Mansfield	61	7	W	O 6	West Chester (HC)	35	28	W
O 6	at Kutztown	19	10	W	O 7	at Millersville	30	19	W	O 13	at Bloomsburg	27	48	L
O 13	Bloomsburg (FD)	7	34	L	O 14	at Edinboro	12	0	W	O 20	Kutztown	33	59	L
O 20	at Shippensburg	14	19	L	O 21	Cheyney (HC)	48	7	W	O 27	at LIU Post	45	37	W
O 27	Cheyney (HC)	52	8	W	O 28	West Chester	28	49	L	N 3	at Millersville	62	14	W
N 3	at Mansfield	35	7	W	N 4	at Bloomsburg	37	45	L	N 10	at Mercyhurst	45	52	L
N 10	Edinboro	31	30	W	N 11	Kutztown	56	16	W	2013 (7-4)				
2002 (8-2 • East Champs)					2007 (3-6)					S 5	American Inter'l (N)	21	14	W
S 7	Mansfield	31	14	W	A 27	at California	3	26	L	S 14	at Seton Hill	70	7	W
S 14	at Glenville State	28	31	L	S 8	at Lock Haven	58	13	W	S 21	at Shippensburg	31	41	L
S 21	Shepherd	35	23	W	S 15	IUP (N)	23	38	L	S 28	at Cheyney	40	6	W
S 28	Edinboro	30	24	W	S 29	Millersville (FD)	24	36	L	O 5	Clarion (N)	48	28	W
O 5	at Bloomsburg	16	13	W	O 6	Slippery Rock (HC)	24	31	L	O 12	at West Chester	20	34	L
O 12	Cheyney (FD)	48	7	W	O 13	at Cheyney	42	6	W	O 19	Bloomsburg (FD)	38	52	L
O 26	at West Chester	14	17	L	O 20	at West Chester	15	30	L	O 26	at Kutztown	43	26	W
N 2	Millersville (HC)	37	26	W	O 27	Bloomsburg	26	35	L	N 2	Lock Haven (HC)	52	28	W
N 9	at Shippensburg	23	21	W	N 3	at Kutztown	24	23	W	N 9	Millersville	66	7	W
N 16	Kutztown	34	7	W	2008 (9-2)					N 16	Mercyhurst	20	37	L
2003 (8-3 • East Champs)					A 28	Virginia Union (N)	14	11	W	2014 (6-5)				
A 30	Lenoir-Rhyne	58	0	W	S 6	Gannon (N)	23	10	W	S 6	at LIU Post	43	35	W
S 6	at Clarion	31	21	W	S 13	at Clarion	49	28	W	S 13	Slippery Rock (N)	24	56	L
S 20	at Shepherd	35	7	W	S 20	Shippensburg (FD)	44	41	W (OT)	S 20	at Edinboro	47	34	W
S 27	at Edinboro	20	31	L	S 27	Cheyney (N)	52	12	W	S 27	Lock Haven (FD)	48	21	W
O 4	Bloomsburg (FD)	37	40	L	O 4	West Chester (HC)	24	34	L	O 4	at Shippensburg	37	33	W
O 11	at Cheyney	69	20	W	O 11	at Bloomsburg	23	42	L	O 11	Cheyney (N)	49	21	W
O 18	Mansfield (HC)	40	7	W	O 18	Kutztown	27	3	W	O 18	at Millersville	35	13	W
O 25	West Chester	28	27	W	O 25	at C.W. Post	48	42	W	O 25	Kutztown (HC)	16	31	L
N 1	at Millersville	28	24	W	N 1	at Millersville	45	18	W	N 1	at Bloomsburg	13	34	L
N 8	Shippensburg	14	40	L	N 8	at Slippery Rock	38	21	W	N 8	West Chester	24	35	L
N 15	at Kutztown	34	33	W	2009 (8-4)					N 15	at Gannon	41	66	L
2004 (10-2)					A 27	at Virginia Union	19	6	W	2015 (6-5)				
A 26	at Lenoir-Rhyne	26	21	W	S 5	at Gannon	38	21	W	S 3	LIU Post (N)	40	41	L
S 4	at Edinboro	20	7	W	S 12	Clarion (N)	45	31	W	S 12	at Slippery Rock	9	34	L
S 11	C.W. Post	28	13	W	S 19	at Shippensburg	14	38	L	S 19	Edinboro (FD)	56	12	W
S 25	Millersville	54	17	W	S 26	at Cheyney	37	0	W	S 26	at Lock Haven	37	34	W
O 2	at Bloomsburg	30	24	W	O 3	at West Chester	21	20	W	O 3	Shippensburg (N)	67	69	L (5OT)
O 9	Clarion (FD)	38	24	W	O 10	Bloomsburg (HC)	13	27	L	O 10	at Cheyney	69	7	W
O 16	at Kutztown	44	25	W	O 17	at Kutztown	27	20	W (OT)	O 17	Millersville (HC)	34	2	W
O 23	West Chester (HC)	37	38	L (OT)	O 24	C.W. Post (FD)	24	42	L	O 24	at Kutztown	17	63	L
O 30	Cheyney	55	0	W	O 31	Millersville	44	3	W	O 31	Bloomsburg	35	34	W
N 6	at Mansfield	41	7	W	N 7	Slippery Rock	54	28	W	N 7	at West Chester	27	41	L
NCAA Division II Playoffs					NCAA Division II Playoffs					N 14	Gannon	49	37	W
N 20	Edinboro	36	32	W	N 14	Edinboro	16	31	L	2016 (4-7)				
N 27	West Chester	38	48	L	2010 (3-8)					S 1	at Brevard	49	14	W
2005 (11-3)					S 4	at Pace	57	0	W	S 10	IUP (N)	42	73	L
A 26	at Bentley	72	17	W	S 11	IUP (N)	17	23	L	S 17	at Mercyhurst	34	31	W
S 3	Edinboro	23	21	W	S 18	at California	20	45	L	S 24	at Shippensburg	14	31	L
S 10	at C.W. Post	66	49	W	S 25	West Chester (FD)	31	35	L	O 1	Cheyney (N)	54	12	W
S 24	at Millersville	17	13	W	O 2	at Bloomsburg	13	26	L	O 8	at Millersville	38	23	W
O 1	Bloomsburg (FD)	24	31	L (OT)	O 9	Kutztown (HC)	31	38	L	O 15	Kutztown (N)	30	49	L
O 8	at Clarion	56	0	W	O 16	at C.W. Post	17	28	L	O 22	at Bloomsburg	14	35	L
O 15	Kutztown (HC)	42	14	W	O 23	at Millersville	65	14	W	O 29	West Chester	14	41	L
O 22	at West Chester	17	18	L	O 30	Cheyney	58	14	W	N 5	Lock Haven	41	66	L
O 29	at Cheyney	40	3	W	N 6	Shippensburg	17	20	L	N 12	at Slippery Rock	15	57	L
N 5	Mansfield	57	20	W	N 13	at Edinboro	25	28	L	Consecutive Games Scoring				
NCAA Division II Playoffs					2011 (3-8)					30+ Points				
N 12	Southern Conn.	55	33	W	S 1	Pace (N)	56	14	W	9 -- 2004 ... 5 -- 1968, 2015				
N 19	at Bloomsburg	52	39	W	S 10	at IUP	13	28	L	40+ Points				
N 26	C.W. Post	55	28	W	S 17	California (N)	19	22	L	5 -- 2005 ... 3 -- 1960, 1968, 1992, 2008, 2012, 2013				
D 3	at Grand Valley St.	20	55	L	S 24	at West Chester	26	37	L	50+ Points				
					O 1	Bloomsburg (FD)	20	32	L	4 -- 2005 ... 2 -- 1962, 1996 (twice), 2010, 2013, 2015				
					O 8	at Kutztown	32	49	L	60+ Points				
					O 15	C.W. Post	30	34	L	2 -- 2015				
					O 22	Millersville (HC)	27	31	L					
					O 29	at Cheyney	10	6	W					
					N 5	at Shippensburg	14	44	L					
					N 12	Edinboro	27	26	W					
(FD) - Family Day														
(HC) - Homecoming														
(N) - Night Game (home only - since 2007)														
ESU in home night games - 10-9														

(FD) - Family Day
 (HC) - Homecoming
 (N) - Night Game (home only - since 2007)
 ESU in home night games - 10-9

DIVISION II COACHES POLL HISTORY

ESU Records with National Ranking

(Note: AFCA Division II Coaches Poll began in 2000.)

ESU Record when Ranked - 21-11

ESU Record when Opponent Ranked - 10-23

ESU Record when Both Teams Ranked - 4-4

Home - 2-3

Away - 2-1

	ESU Rank	Opp. Rank			
2000 9-30	22	19	MILLERSVILLE	26-33 (OT)	L
2004 11-20	11	21	EDINBORO	36-32	W
2004 11-27	11	23	WEST CHESTER	38-48	L
2005 9-3	8	12	EDINBORO	23-21	W
2005 9-10	7	22	at C.W. Post	66-49	W
2005 10-1	3	20	BLOOMSBURG (FD)	24-31 (OT)	L
2005 11-19	17	2	at Bloomsburg	52-39	W
2005 12-3	17	1	at Grand Valley St.	20-55	L

ESU Record when Ranked - 21-11

Home - 10-7

Away - 11-4

	ESU Rank	Opp. Rank			
2000 9-30	22	19	MILLERSVILLE	26-33 (OT)	L
2001 10-6	t-25		at Kutztown	19-10	W
2002 10-12	24		CHEYNEY (FD)	48-7	W
2002 10-26	19		at West Chester	14-17	L
2003 9-20	t-24		at Shepherd	35-7	W
2003 9-27	16		at Edinboro	20-31	L
2003 10-4	25		BLOOMSBURG (FD)	37-40	L
2004 9-25	23		MILLERSVILLE	54-17	W
2004 10-2	18		at Bloomsburg	30-24	W
2004 10-9	14		CLARION (FD)	38-24	W
2004 10-16	10		at Kutztown	44-25	W
2004 10-23	7		WEST CHESTER (HC)	37-38 (OT)	L
2004 10-30	15		CHEYNEY	55-0	W
2004 11-6	13		at Mansfield	41-7	W
2004 11-20	11	21	EDINBORO	36-32	W
2004 11-27	11	23	WEST CHESTER	38-48	L
2005 8-26	9		at Bentley	72-17	W
2005 9-3	8	12	EDINBORO	23-21	W
2005 9-10	7	22	at C.W. Post	66-49	W
2005 9-24	6		at Millersville	17-13	W
2005 10-1	3	20	BLOOMSBURG (FD)	24-31 (OT)	L
2005 10-8	14		at Clarion	56-0	W
2005 10-15	9		KUTZTOWN (HC)	42-14	W
2005 10-22	6		at West Chester	17-18	L
2005 10-29	20		at Cheyney	40-3	W
2005 11-5	18		MANSFIELD	57-20	W
2005 11-12	17		SOUTHERN CONN.	55-33	W
2005 11-19	17	2	at Bloomsburg	52-39	W
2005 11-26	17		C.W. POST	55-28	W
2005 12-3	17	1	at Grand Valley St.	20-55	L
2006 9-2	18		BENTLEY	7-9	L
2010 9-11	25		IUP	17-23	L

ESU Record when Opponent Ranked - 10-23

Home - 6-10

Away - 4-13

	ESU Rank	Opp. Rank			
2000 9-23		15	SHEPHERD	35-28 (OT)	W
2000 9-30	22	19	MILLERSVILLE	26-33 (OT)	L
2000 10-14		24	at Bloomsburg	0-28	L
2001 9-22		25	at Shepherd	26-33	L
2001 10-13		14	BLOOMSBURG (FD)	7-34	L
2002 9-21		21	SHEPHERD	35-23	W
2002 10-5		20	at Bloomsburg	16-13	W
2004 9-4		21	at Edinboro	20-7	W
2004 11-20	11	21	EDINBORO	36-32	W
2004 11-27	11	23	WEST CHESTER	38-48	L
2005 9-3	8	12	EDINBORO	23-21	W
2005 9-10	7	22	at C.W. Post	66-49	W
2005 10-1	3	20	BLOOMSBURG (FD)	24-31 (OT)	L
2005 11-19	17	2	at Bloomsburg	52-39	W
2005 12-3	17	1	at Grand Valley St.	20-55	L
2006 9-23		25	CALIFORNIA (FD)	41-34	W
2006 11-4		6	at Bloomsburg	37-45	L
2007 8-27		t-21	at California	3-26	L
2007 10-20		14	at West Chester	15-30	L
2008 8-28		t-25	VIRGINIA UNION	14-11	W
2008 10-11		6	at Bloomsburg	23-42	L
2009 10-10		5	BLOOMSBURG	13-27	L
2010 9-18		4	at California	20-45	L
2011 9-17		21	CALIFORNIA	19-22	L
2011 10-1		5	BLOOMSBURG	20-32	L
2011 10-8		23	at Kutztown	32-49	L
2012 10-13		6	at Bloomsburg	27-48	L
2013 10-12		17	at West Chester	20-34	L
2013 10-19		6	BLOOMSBURG	38-52	L
2014 11-1		6	at Bloomsburg	13-34	L
2014 11-8		18	WEST CHESTER	24-35	L
2015 9-12		21	at Slippery Rock	9-24	L
2016 9-10		10	IUP	42-73	L

ALL-TIME SERIES VS. PSAC

BLOOMSBURG (81 – 39-40-2)

Home	18-18-1
Away	19-22-1
Neutral	2-0

Most Points Scored (ESU)
70 (1968, 1980)

Largest Margin of Victory (ESU)
69 (1964, 69-0)

Most Points Scored (BU)
58 (1996)

Largest Margin of Victory (BU)
28 (2000, 28-0)

1927	A	6-0	W
1928	H	12-0	W
1929	A	0-13	L
1930	H	6-13	L
1931	A	7-7	T
1932	H	45-0	W
1933	A	7-9	L
1934	H	14-10	W
1935	A	0-12	L
1936	H	0-7	L
1937	A	0-12	L
1938	H	20-12	W
1939	A	25-7	W
1940	H	12-0	W
1941	A	13-0	W
1945	H	0-13	L
1945	A	7-19	L
1946	H	6-7	L
1947	A	12-13	L
1948	H	0-14	L
1949	A	22-28	L
1958	H	12-12	T
1959	A	7-0	W
1960	H	21-20	W
1961	A	36-0	W
1962	H	19-12	W
1963	A	7-14	L
1964	H	69-0	W
1965	A	34-0	W
1966	H	18-6	W
1967	A	58-6	W
1968	H	70-14	W
1969	A	38-23	W
1970	H	47-22	W
1971	A	26-6	W
1972	H	6-20	L
1973	A	21-3	W
1974	H	30-9	W
1975	A	28-0	W
1976	H	21-6	W
1977	A	24-20	W
1978	H	23-3	W
1979	A	31-3	W
1980	H	70-15	W
1981	A	49-0	W
1982	H	34-7	W
1983	A	13-7	W
1984	A	13-23	L
1985	H	16-21	L
1986	A	3-20	L
1987	H	3-16	L
1988	A	7-18	L
1989	H	14-17	L
1990	A	23-21	W
1991	N	20-10	W
	[Moosic]		
1992	N	42-17	W
	[Moosic]		
1993	H	31-6	W

1994	A	24-35	L
1995	H	27-34	L
1996	A	42-58	L
1997	A	17-42	L
1998	A	39-50	L
1999	H	21-27	L
2000	A	0-28	L
2001	H	7-34	L
2002	A	16-13	W
2003	H	37-40	L
2004	A	30-24	W
2005	H	24-31 (OT)	L
2005	A	52-39	W (NCAA)
2006	A	37-45	L
2007	H	26-35	L
2008	A	23-42	L
2009	H	13-27	L
2010	A	13-26	L
2011	H	20-32	L
2012	A	27-48	L
2013	H	38-52	L
2014	A	13-34	L
2015	H	35-34	W
2016	A	14-35	L

CALIFORNIA (7 – 3-3-1)

Home	2-1
Away	1-2-1

Most Points Scored (ESU)
41 (2006)

Largest Margin of Victory (ESU)
27 (1992, 40-13)

Most Points Scored (Cal)
45 (2010)

Largest Margin of Victory (Cal)
25 (2010, 45-20)

1968	A	28-28	T (PSAC)
1992	H	40-13	W
1993	A	9-6	W
2006	H	41-34	W
2007	A	3-26	L
2010	A	20-45	L
2011	H	19-22	L

CHEYNEY (61 – 60-1)

Home	32-0
Away	27-1
Neutral	1-0

Most Points Scored (ESU)
78 (1996)

Largest Margin of Victory (ESU)
63 (1968, 1969 – both 63-0)

Most Points Scored (CU)
32 (1996)

Largest Margin of Victory (CU)
4 (1979, 7-3)

1954	H	43-0	W
1955	A	25-6	W
1956	H	46-0	W
1957	A	39-0	W
1960	H	58-0	W
1961	A	54-0	W
1962	H	68-6	W

1963	A	55-0	W
1964	H	60-0	W
1965	A	40-0	W
1966	H	41-7	W
1967	A	33-14	W
1968	H	63-0	W
1969	H	63-0	W
1970	H	47-2	W
1971	A	26-0	W
1972	H	34-8	W
1973	A	13-7	W
1974	H	21-7	W
1975	N	17-7	W
	[Coatesville]		
1976	H	41-6	W
1977	A	24-0	W
1978	H	16-8	W
1979	A	3-7	L
1980	H	25-14	W
1981	A	41-21	W
1982	H	28-15	W
1983	A	27-19	W
1984	H	16-7	W
1985	A	10-0	W
1986	H	19-14	W
1987	A	12-6	W
1988	H	3-0	W
1989	A	17-0	W
1990	H	46-14	W
1991	A	28-0	W
1992	H	48-6	W
1993	A	47-12	W
1994	H	26-6	W
1995	A	40-13	W
1996	H	78-32	W
1997	A	39-16	W
1998	A	36-26	W
1999	H	55-22	W
2000	A	35-14	W
2001	H	52-8	W
2002	H	48-7	W
2003	A	69-20	W
2004	H	55-0	W
2005	A	40-3	W
2006	H	48-7	W
2007	A	42-6	W
2008	H	52-12	W
2009	A	37-0	W
2010	H	58-14	W
2011	A	10-6	W
2012	H	59-27	W
2013	A	40-6	W
2014	H	49-21	W
2015	A	69-7	W
2016	H	54-12	W

CLARION (13 – 9-4)

Home	4-1
Away	5-2
Neutral	0-1

Most Points Scored (ESU)
56 (2005)

Largest Margin of Victory (ESU)
56 (2005, 56-0)

Most Points Scored (CU)
37 (1986)

Largest Margin of Victory (CU)
22 (1987, 25-3)

1978	A	49-4	W (PSAC)
1983	N	14-27	L (PSAC)
	[Hershey]		
1986	H	34-37	L
1987	A	3-25	L
2000	A	37-33	W
2001	H	33-27	W
2003	A	31-21	W
2004	H	38-24	W
2005	A	56-0	W
2008	A	49-28	W
2009	H	45-31	W
2012	A	27-31	L
2013	H	48-28	W

EDINBORO (19 – 13-6)

Home	8-2
Away	5-4

Most Points Scored (ESU)
56 (2015)

Largest Margin of Victory (ESU)
44 (2015, 56-12)

Most Points Scored (EU)
40 (1984)

Largest Margin of Victory (EU)
20 (1984, 40-20)

1967	A	33-6	W
1968	H	49-14	W
1975	H	24-20	W
1982	A	24-22	W (PSAC)
1984	H	20-40	L
1985	A	14-30	L
2000	A	9-20	L
2001	H	31-30	W
2002	H	30-24	W
2003	A	20-31	L
2004	A	20-7	W
2004	H	36-32	W (NCAA)
2005	H	23-21	W
2006	A	12-0	W
2009	H	16-31	L (NCAA)
2010	A	25-28	L
2011	H	27-26	W
2014	A	47-34	W
2015	H	56-12	W

ALL-TIME SERIES VS. PSAC

GANNON (4 – 3-1)

Home 2-0
Away 1-1

Most Points Scored (ESU)

49 (2015)

Largest Margin of Victory (ESU)

17 (2009, 38-21)

Most Points Scored (GU)

66 (2014)

Largest Margin of Victory (GU)

25 (2014)

2008	H	23-10	W
2009	A	38-21	W
2014	A	41-66	L
2015	H	49-37	W

IUP (17 – 6-11)

Home 3-5
Away 3-6

Most Points Scored (ESU)

42 (2016)

Largest Margin of Victory (ESU)

16 (1965, 26-10)

Most Points Scored (IUP)

73 (2016)

Largest Margin of Victory (IUP)

34 (1991, 34-0)

1960	A	7-20	L
1964	A	27-14	W (PSAC)
1965	H	26-10	W (PSAC)
1974	A	7-28	L
1978	H	17-3	W
1979	A	14-34	L
1980	H	22-24	L
1981	A	7-3	W
1991	H	0-34	L
1992	A	12-31	L
1996	H	23-12	W
1997	A	33-31	W
2006	A	20-35	L
2007	H	23-38	L
2010	H	17-23	L
2011	A	13-28	L
2016	H	42-73	L

KUTZTOWN (65 – 44-20-1)

Home 23-11
Away 21-9-1

Most Points Scored (ESU)

61 (1960)

Largest Margin of Victory (ESU)

61 (1960, 61-0)

Most Points Scored (KU)

63 (2015)

Largest Margin of Victory (KU)

46 (2015, 63-17)

1941	A	26-0	W
1942	H	14-0	W
1954	A	32-6	W
1955	H	40-14	W
1956	H	21-0	W
1957	A	14-14	T
1958	H	19-0	W
1959	A	22-0	W
1960	H	61-0	W
1961	A	45-0	W
1962	H	52-7	W
1963	A	27-7	W
1964	H	23-6	W
1965	A	26-13	W
1966	H	33-0	W
1967	A	26-6	W
1968	H	23-7	W
1969	A	23-17	W
1970	H	43-49	L
1971	A	13-20	L
1972	H	0-7	L
1973	A	13-3	W
1974	H	6-0	W
1975	A	35-6	W
1976	H	27-13	W
1977	A	6-14	L
1978	H	20-7	W
1979	A	10-20	L
1980	H	16-7	W
1981	A	0-12	L
1982	H	24-0	W
1983	A	31-7	W
1984	H	31-16	W
1985	A	3-18	L
1986	H	0-28	L
1987	A	7-14	L
1988	H	27-10	W
1989	A	34-14	W
1990	H	38-16	W
1991	A	21-20	W
1992	H	27-21	W
1993	A	45-14	W
1994	H	7-24	L
1995	H	7-28	L
1996	H	27-20 (OT)	W
1997	A	45-20	W
1998	H	6-31	L
1999	A	10-24	L
2000	H	16-17	L
2001	A	19-10	W
2002	H	34-7	W
2003	A	34-33	W
2004	A	44-25	W
2005	H	42-14	W
2006	H	56-16	W
2007	A	24-23	W
2008	H	27-3	W
2009	A	27-20 (OT)	W
2010	H	31-38	L
2011	A	32-49	L

2012	H	33-59	L
2013	A	43-26	W
2014	H	16-31	L
2015	A	17-63	L
2016	H	30-49	L

LOCK HAVEN (18 – 11-7)

Home 4-5
Away 7-2

Most Points Scored (ESU)

99 (1926)

Largest Margin of Victory (ESU)

99 (1926, 99-0)

Most Points Scored (LHU)

66 (2016)

Largest Margin of Victory (LHU)

25 (1945, 25-0; 2016, 66-41)

1926	A	99-0	W
1928	A	38-0	W
1939	H	12-21	L
1940	A	13-7	W
1945	H	6-18	L
1945	A	0-25	L
1956	A	28-12	W
1957	H	6-16	L
1988	H	6-7	L
1989	A	7-17	L
1999	A	28-24	W
2006	H	45-14	W
2007	A	58-13	W
2012	H	31-0	W
2013	H	52-28	W
2014	H	48-21	W
2015	A	37-34	W
2016	H	41-66	L

MANSFIELD (69 – 61-8)

Home 34-2
Away 27-6

Note: Mansfield discontinued its football program following the 2006 season

Most Points Scored (ESU)

63 (1985)

Largest Margin of Victory (ESU)

54 (2006, 61-7)

Most Points Scored (MU)

56 (1990)

Largest Margin of Victory (MU)

31 (1938, 31-0)

1930	A	19-0	W
1931	H	19-0	W
1932	A	0-6	L
1933	H	12-0	W
1934	H	14-0	W
1935	H	7-0	W
1936	A	0-28	L
1937	H	0-12	L
1938	A	0-31	L
1939	H	13-8	W
1940	A	19-0	W
1941	H	6-0	W

1942	A	12-6	W
1948	A	13-7	W
1949	H	28-6	W
1950	A	14-0	W
1951	H	21-13	W
1952	H	14-12	W
1953	A	9-0	W
1954	H	28-0	W
1955	A	20-13	W
1956	H	42-13	W
1957	cancelled		
1960	A	42-7	W
1961	H	38-3	W
1962	A	12-6	W
1963	H	34-7	W
1964	A	21-0	W
1965	H	26-6	W
1966	A	33-14	W
1967	H	20-14	W
1968	A	37-0	W
1969	H	9-36	L
1970	A	39-19	W
1971	H	48-13	W
1972	A	21-22	L
1973	H	25-0	W
1974	A	10-0	W
1975	H	39-8	W
1976	A	54-8	W
1977	H	51-6	W
1978	A	27-0	W
1979	H	17-7	W
1980	A	28-17	W
1981	H	17-6	W
1982	A	32-13	W
1983	H	50-8	W
1984	A	41-17	W
1985	H	63-20	W
1986	A	12-28	L
1987	H	31-21	W
1988	A	14-0	W
1989	H	50-7	W
1990	A	27-56	L
1991	H	26-10	W
1992	A	20-6	W
1993	H	45-21	W
1994	A	28-6	W
1995	H	36-13	W
1996	A	51-12	W
1997	H	23-21	W
1998	H	51-24	W
1999	A	41-20	W
2000	H	34-20	W
2001	A	35-7	W
2002	H	31-14	W
2003	H	40-7	W
2004	A	41-7	W
2005	H	57-20	W
2006	A	61-7	W

MERCYHURST (3 – 1-2)

Home 0-1
Away 1-1

Most Points Scored (ESU)

45 (2012)

Largest Margin of Victory (ESU)

3 (2016, 34-31)

2012	A	45-52	L
2013	H	20-37	L
2016	A	34-31	W

ALL-TIME SERIES VS. PSAC

MILLERSVILLE

(68 – 42-25-1)

Home 21-12
Away 21-13-1

Most Points Scored (ESU)

66 (2013)

Largest Margin of Victory (ESU)

59 (2013, 66-7)

Most Points Scored (MU)

54 (1999)

Largest Margin of Victory (MU)

33 (1996, 49-16)

1948	A	13-7	W
1949	H	13-0	W
1950	A	31-20	W
1951	H	20-19	W
1952	A	0-7	L
1953	H	31-0	W
1954	A	19-0	W
1955	cancelled		
1956	A	33-6	W
1957	H	26-0	W
1958	A	14-20	L
1959	H	6-0	W
1960	A	0-6	L
1961	H	37-7	W
1962	A	19-6	W
1963	H	21-13	W
1964	A	24-12	W
1965	H	33-6	W
1966	A	13-21	L
1967	H	40-8	W
1968	A	41-21	W
1969	H	42-14	W
1970	A	14-3	W
1971	H	39-12	W
1972	A	0-21	L
1973	H	18-13	W
1974	A	0-23	L
1975	H	28-24	W
1976	A	20-13	W
1977	H	8-34	L
1978	A	24-0	W
1979	H	12-7	W
1980	A	3-14	L
1981	H	9-31	L
1982	A	41-9	W
1983	H	34-12	W
1984	H	22-28	L
1985	A	13-32	L
1986	H	3-20	L
1987	A	27-31	L
1988	H	13-24	L
1989	A	19-7	W
1990	H	14-22	L
1991	A	17-17	T
1992	H	20-13	W
1993	A	7-20	L
1994	H	9-21	L
1995	A	14-19	L
1996	H	16-49	L
1997	A	13-47	L
1998	A	35-38	L
1999	H	29-54	L
2000	H	26-33 (OT)	L
2001	A	42-10	W
2002	H	37-26	W
2003	A	28-24	W
2004	H	54-17	W
2005	A	17-13	W
2006	A	30-19	W
2007	H	24-36	L

2008	A	45-18	W
2009	H	44-3	W
2010	A	65-14	W
2011	H	27-31	L
2012	A	62-14	W
2013	H	66-7	W
2014	A	35-13	W
2015	H	34-2	W
2016	A	38-23	W

SETON HILL

(1 – 1-0)

Home 0-0
Away 1-0

Most Points Scored (ESU)

70 (2013)

Largest Margin of Victory (ESU)

63 (2013, 70-7)

2013	A	70-7	W
------	---	------	---

SLIPPERY ROCK

(17 – 3-14)

Home 1-7
Away 2-7

Most Points Scored (ESU)

54 (2009)

Largest Margin of Victory (ESU)

26 (2009, 54-28)

Most Points Scored (SRU)

57 (2016)

Largest Margin of Victory (SRU)

42 (2016, 57-15)

1928	A	0-13	L
1929	H	6-13	L
1962	A	6-13	L (PSAC)
1974	H	20-47	L
1975	A	7-0	W
1994	H	23-32	L
1995	A	12-23	L
1996	A	10-24	L
1997	H	25-40	L
1998	H	9-44	L
1999	A	10-47	L
2007	H	24-31	L
2008	A	38-21	W
2009	H	54-28	W
2014	H	24-56	L
2015	A	9-34	L
2016	A	15-57	L

SHIPPENSBURG

(52 – 18-32-2)

Home 11-13-1
Away 7-19-1

Most Points Scored (ESU)

67 (2015)

Largest Margin of Victory (ESU)

41 (1960, 48-7)

Most Points Scored (Ship)

69 (2015)

Largest Margin of Victory (Ship)

58 (1936, 58-0)

1926	A	0-7	L
1927	H	31-0	W
1928	A	0-6	L
1929	H	7-0	W
1930	A	13-7	W
1931	H	13-0	W
1932	A	0-9	L
1933	H	7-0	W
1934	A	6-7	L
1935	H	6-20	L
1936	A	0-58	L
1937	H	0-21	L
1938	A	14-19	L
1939	H	26-7	W
1940	A	13-7	W
1941	H	0-6	L
1942	A	12-0	W
1946	H	32-7	W
1947	A	7-13	L
1948	H	14-7	W
1949	A	7-0	W
1950	H	13-13	T
1951	A	7-33	L
1952	H	7-14	L
1953	A	0-30	L
1954	H	13-17	L
1955	A	7-26	L
1956	H	13-0	W
1957	A	19-28	L
1958	H	0-14	L
1959	A	2-20	L
1960	H	48-7	W
1961	A	47-7	W
1976	A	14-14	T (PSAC)
1990	H	26-14	W
1991	A	24-31	L
1991	H	33-34 (OT)	L (NCAA)
1998	A	13-35	L
1999	H	0-37	L
2000	H	14-17 (OT)	L
2001	A	14-19	L
2002	A	23-21	W
2003	H	14-40	L
2008	H	44-41 (OT)	W
2009	A	14-38	L
2010	H	17-20	L
2011	A	14-44	L
2012	H	21-63	L
2013	A	31-41	L
2014	A	37-33	W
2015	H	67-69 (50T)	L
2016	A	14-31	L

WEST CHESTER

(81 – 22-59)

Home 11-31
Away 11-28

Most Points Scored (ESU)

40 (1996)

Largest Margin of Victory (ESU)

24 (1977, 24-0)

Most Points Scored (WCU)

57 (1998)

Largest Margin of Victory (WCU)

49 (1958, 49-0)

1926	A	6-0	W
1927	H	13-6	W
1928	A	0-13	L
1929	H	7-14	L
1938	H	6-13	L

1939	A	0-24	L
1940	H	0-18	L
1941	A	6-28	L
1942	H	26-0	W
1946	A	7-13	L
1947	H	0-6	L
1948	A	7-14	L
1949	H	0-7	L
1950	A	0-27	L
1951	H	13-27	L
1952	A	0-41	L
1953	H	6-16	L
1954	A	14-13	W
1955	H	20-23	L
1956	A	7-15	L
1957	H	0-34	L
1958	A	0-49	L
1959	H	0-25	L
1960	A	0-21	L
1961	H	7-28	L
1962	A	7-6	W
1963	H	0-20	L
1964	A	13-0	W
1965	H	13-6	W
1966	A	6-39	L
1967	H	7-33	L
1968	A	21-14	W
1969	H	21-36	L
1970	A	0-42	L
1971	H	7-9	L
1972	A	6-24	L
1973	H	7-14	L
1974	A	6-20	L
1975	H	24-20	W
1976	A	27-13	W
1977	H	24-0	W
1978	A	19-10	W
1979	H	14-0	W
1980	A	13-26	L
1981	H	3-20	L
1982	A	17-9	W
1983	H	14-17	L
1984	A	27-44	L
1985	H	16-18	L
1986	A	0-20	L
1987	H	7-28	L
1988	A	3-20	L
1989	H	19-21	L
1990	A	17-41	L
1991	H	28-21	W
1992	A	0-3	L
1993	H	33-35	L
1994	A	30-37	L
1995	H	34-26	W
1996	A	40-33	W
1997	H	31-32	L
1998	H	35-57	L
1999	A	3-49	L
2000	A	12-6	W
2001	H	28-9	W
2002	A	14-17	L
2003	H	28-27	W
2004	H	37-38 (OT)	L
2004	H	38-48	L (NCAA)
2005	A	17-18	L
2006	H	28-49	L
2007	A	15-30	L
2008	H	24-34	L
2009	A	21-20	W
2010	H	31-35	L
2011	A	26-37	L
2012	H	35-28	W
2013	A	20-34	L
2014	H	24-35	L
2015	A	27-41	L
2016	H	14-41	L

Warriors All-Time Lettermen (1926-2016)

Bold indicates 4-year letterwinner

A-A-A

Brian Abel	2014
Devon Ackerman	2014-16
Edward Adams	1956, 58
Keith Adams	1997
Steven Adams	2012
Joseph Ahouse	1969
Paul Albert	1948
Roland Alger	1956
Shepard Alston	1999-00
Hugh Altomose	1934-35
Greg Altmajer	1995, 97
Ralph Amiano	1977
Jamyl Aminu	2013-14
John Andrews	1953-56
Anthony Angeli	1981-82
Fred Apicelli	1986
John Apicella	1989-90
John Appice	2014-15
Brian Applegate	1979
David Appler	1963
Henry Arneberg	1933-34
Nicholas Artinger	2006-09
David Asman	1981
Michael Augustin	1982, 85-86
Roger Austin	1982-83
Tim Avery	1992

B-B-B

Pete Baddick	1984
Joe Bahling	1996-99
Joseph Bahnatka	1961-63
David Bahrt	1972
Jordan Bair	2011-14
Kenneth Baker	1968
Tom Baldo	1985-86
Fred Balina	1975-78
Zac Baltz	2003-04
Jack Bambary	1988
Paul Bandholz	1989-92
Bryan Bankus	1973-75
John Banschoof	1928
Andy Baranek	1982-84
Tim Baranek	2014
Justin Barat	2016
Maurice Barber	1959-61
Richard Barbolish	1973
David 'Toby' Barkman	1960-63
Doug Barndt	2014
Paul Barndt	1949
Robert Barndt	1973
Dustin Barno	1999-02
Robert Barr	1964
Joseph Barrett	1941
William Barrett	1957
Robert Barron	1969-71
Chris Bath	2000-01
Scott Baublitz	1980-83
Drew Baumgardner	2002
Dave Bechtel	1992
Edward Becker	1960-61
Meade Beebe	2001-02
Frederick Begendorf	1974-75
Nick Beisker	2000-02
William Belfanti	1970
Jan Beliveau	1961-63
Anthony Bell	1942
Frank Bell	1977-79
James Bell	2015-16
Willie Bell	2007-09
Steve Bellosi	1999
Mike Bemis	1999-00
Louis Beneck	1935
George Benedick	1964

Scott Benoit	1980-83
Sam Benson	2012-15
Mike Benzak	1995-98
Bill Bergen	1975-78
Mike Bergey	2008-11
Bruce Berke	1993-96
Cody Berry	2008-11
Edward Berry	1962
Mike Berry	1999-01
Justin Best	2015
Rich Best	1979
Darren Bethke	1988
Richard Bevilacqua	1937, 39
Charles Bierlien	1966, 68-69
Bern Bieski	1985
David Bieber	2005-06, 08
Bryan Bilger	2008-11
David Bingham	1976-78
Irving Birnbaum	1933-34
William Birosik III	2013-15
Edward Bishop	1951
Tim Bishop	1982-85
Christopher Bisig	1970-71
Walter Bjorn	1955-56
Richard Blaine	1936
Richard Bleam	1955-58
Mark Blecher	2007
Robert Bleiler	2010-13
Richard Blose	1954-55
Greg Blue	2010-13
Robert Boden	1992-94
Todd Boggess	1991-93
Linus Bolden	1987-90
Matt Bolli	1996
Donald Boltz	1948-50
Vinnie Bonavita	2010
Michael Bond	1983
Eugene Bonelli	1950
Joseph Bongiovanni	1970-72
Sam Bonner	1990-92
Art Boorujy	1976-78
Ed Borneman	1995
Tony Borriello	1979, 82
Michael Boushell	1964-66
Randy Bove	1988-91
Greg Bowman	1996-99
Shaun Bowman	2000-01
Terry Bowman	1973-75
Robert Boyd	1974-75
Toby Boyd	1982
John Bozena	1989-92
Kenneth Bozzelli	1957-58
Guy Braccia	1980
Gerald Brace	1965-66
Jim Brady	1996-97
Pat Brady	85, 87-89
Robert Brady	1969
Shane Brady	2014
Chadd Braine	1994-97
Kevin Brass	1985-87
Ken Bratchie	1977-79
Dan Bratton	1998-01
Phillip Braun	1948-50
George Brave	1948-49
Samuel Bray	1972
Charles Brayford	1956-57
Russell Brebec	1932
Henry Breckenridge	2001-04
Peter Brescia	1955
Scott Brimmer	2011
George Brittain	1967-69
Geoff Brobst	1997-98, 00
Robert Brode	1951
Jeff Brosky	1980-83
Alex Brown	2012
Arthur Brown	1928

Bill Brown	1978-81
Derek Brown	2010-11
Eric Brown	1997-98
Jeremy Brown	1999-01
Kevon Brown	2009
Lance Brown	1987
Matt Brown	06-07, 09-10
Robert Brown	1951-53
Sterling Brown	1958-60
Thomas Brown	1981
Warren Brown	1978-79
Marquis Brownlee	2016
Lester Brubaker	51-52, 55-56
Mark Brubaker	2002-05
Richard Brubaker	1949-50
Matt Brunetti	2006
Jack Brunner	1980-81
John Brunner	1957-59
Joel Buch	1991-93
Mike Buck	1977
Chris Buckley	1985
Wilford Buddell	1949
Javier Buffalo	2016
Bill Buis	2008
Curtis Bunch	87, 89-91
Will Burch	1998
Leonard Burkhart	1973
Darian Burkholder	1997
Eric Burleson	2012-15
Bob Burns	1974-77
Neil Burti	1994
Joe Burton	1999-02
Shawn Bussey	2016
Rich Butcofski	1999-00
Steven Butler	1973
Terry Butler	1967
Michael Butz	1931
Lawrence Buzzard	1959
Bob Bydion	1975-78
Russ Bykovets	1975-76
William Byrne	1959-60

C-C-C

Fiore Caesar	1926
Dan Caffrey	2008-11
Philip Calamia	1981-84
David Caldwell, Jr.	2015
Horace Call	1930
Jay Callaghan	1990-92
Tom Callagy	1984
Carl Callahan	1945
Bill Camp	1981-84
Bill Campbell	1979-82
Bruce Campbell	2014-16
Christian Campbell	1975
Leonard Cannatelli	2012-73
James Cantafio	1974-75
Emil Carazo	1945
Gregory Cardone	1969-71
Anthony Carfagno	2002-05
Louis Carmella	1936-39
James Carpenter	1941
John Carr	1935-37
Shawnte Carroll	2008-11
Wayne Carroll	1976
Jasper Carswell	1992
Anthony Casciano	1976, 79
Jeff Case	2007-09
John Cassebaum	1960-61
Robert Cassidy	1964-65
Andre Castiglioni	1999-01
Anthony Castillo	2015-16
David Castillo	2007-10
Tony Casucci	1976-78
John Catalano	1990-93
Taylor Cave	2008-11
Wayne Cecchetti	1977-78

Mark Cefalo	1993-94
Rudy Cerami	2008-11
Mark Cesare	1972
Thomas Chesko	2010-11
Gary Childs	1968-69
John Childs	1965-66
Roger Christman	1973-75
Scott Christy	2006-07
Ray Cianni	1977-79
Dennis Cinquegrani	1969
James Clauser	1941-42
Doug Cleary	1998
Tom Cleary	1976
Chris Cleland	1994
Mark Clements	1980, 82
Wyatt Clements	2016
Jon Clouse	2007
Gerald Clymer	1968-70
Alfred Colacichi	1956
Horace Cole	1959-62
Tracy Coleman	1982-85
Phil Collins	1976-78
George Colonius	1953
Rocco Colucci	1997-98
Bret Comp	1989-92
Mike Condello	1998
Gayle Confer	1963-65
Matt Connell	2001-02
Frank Conroy	1958
Kevin Conroy	1985-87
Alex Cooley	2014
Jamal Cooley	2016
Charles Cooper	1933-34
Marty Cooper	1987-88
Robert Cormack	1971-73
Chuck Cornish	1985-88
Donald Cornman	1954
Isaiah Copes	2015-16
Charles Corrado	1967-69
Matt Cottengim	2001-04
Bob Coursen	1981-84
Alfred Covino	1933
Kaje Cowans	2013-15
Kenneth Cox	1952-54
Lawrence Cox	1959
Donato Coyer	1971-73
Andrew Coyle	2011-12
Mike Coyle	1987-90
Bob Crawford	1981
Daniel Creasy	1997-99
Dan Crespo	1989
Matt Crispell	2003-05
Brian Cromer	1994-97
Michael Crosby	1975
Russell Crosby	1926
Lawrence Crosswhite	1957-59
Dan Crozier	2002-05
Edward Csencsits	1966-68
Curtis Culbreath	2011
Ben Culver	2004-05
Stephen Curley	1972-73
Jason Cuozzo	1993
John Custer	1937

D-D-D

LeRyan Dallas	2004-07
Paul Dalling	1931
Nate Daniels	2011-13
Varney Dassin	2016
Charles Dattola	1932-33
Matt Daube	2009
Robert Davidson	1928
Andre Davis	2006
Brian Davis	1993-95
Gomer Davis	1945
Johnny Lee Davis	1988-91
Richard Davis	1956

Thomas Davis	1945
Warren Davis	1953-56
David Dean	2000-03
Mike DeAngelis	2004-05
Steve DeAngelis	2004-05
Adam DeAngelo	2000
Dennis Deardorff	1965-66
Derrick Deburow	1989-92
Nick DeCecco	2001
Phil DeCecco	2000-03
Eric Deery	2009-12
Jesse DeEsch	1956-58
Kevin Deibler	1999
Mario DeFazio	1932
Nick DeFazio	2004-05
Dominic DeFranco	1953, 56
Matt Delancy	1993-96
Colin Delaney	2002-05
Robert Delbo	2014
Joe DeLuise	2005-06
Ralph Demech	1959
Elroy Denegal	1987
David Dennis	1957
Howard Deppe	1955
Robert Derby	1949
Thomas Deremer	1972-74
Bruce Derr	1964-66
Justin Dettore	86-87, 89-90
Ed Detwiler	1989-92
Jeff Detzi	1975-78
Joe Detzi	1975-78
John Detzi	1976-78
Sean Deveney	1978-80
John DeVivo	1931
Douglas Deysher	1967
Jaumeal Dickerson	1977
Tim DiGiorgio	2016
Mike Dimitriou	2009
Robert Dinan	1967-69
Richard Dinger	1951
Russell Dinger	1947
Kenny Dinino	1977
Charlie Diskin	1983-85
Howard Disque	1927
Guido Ditorrice	1955-56
Teron Dobbs	2012-15
Anthony Dobra	1939-40
Thomas Dolan	1930
Albert Domenico	1928
Ray Dominguez	2011-14
Tom Donan	1978-79
Anthony Donato	1975
Robert Donlen	1983
James Douglas	48-50, 52
Robert Dourand	1964-65
Daniel Drigan	1940-41, 46
John Drigan	1948-49
Nicholas Drosnack	1966
Thomas Drummond	1932-33
Luke Dubiel	1983
Dan Duck	82-83, 85-86
Pat Dukes	1987
William Dukett	1967-69
Ronald Dukinas	1972-73
Carmine Duncan	1989, 91
Chris Dunn	1987
Bill Dunningan	1983-84
Arthur Durham	1967
Jim Dutsar	1980-82
Derrick Dyer	2014
Dave Dykie	1995

E-E-E

John Eagan	1949-50
Ross Edwards	1972
Harold Egli	1949-50
Ryan Ehrie	2008

ALL-TIME LETTERMEN

John Eiler	1932-33	Frank Gargiulo	1984	Norman Hansen	1938, 40	Kenneth Huber	1956-58	William Keller	1936-37
Troy Elder	1987-89	Floyd Garis	1950, 55	Erik Hansson	1993-94	Matt Huber	2002	Ed Kelley	1976
Hakeem Ellis	2013	Eric Garland	1979	Clifford Hard	1972-74	Chris Hull	1984-87	Dave Kelliher	1983-85
James Emery	1972-73	Gary Garver	1986-88	Phil Hard	2004	Sam Hull	2009-12	Frank Kelly	1974
Joseph Emma	1981, 83	Greg Garzio	1990-93	John Harkel	1951	George Hummel	1966	Joseph Kelly	1968-70
Mike Engler	2003-05	Brandon Gattelli	2011-14	John Harmison	1949	William Hunst	1966	William Kelly	1948
James Eoli	1942	Marc Gaudet	2014-15	Albert Harrington	1927-28	Des Hussey	1988-91	Barry Kennedy	1977-80
Robert Evans	1968-69	Joe Gaynor	1978-81	Rob Harris	1997	Ramon Hutchinson	1972-73	Franklin Kennedy	1953
Dakota Everett	2016	Dan Gechter	1979-80	Steve Harris	2001	Ray Hutton	2004-05	Joseph Kennedy	1931-33
William Eynon	1967	Ian Geffers	1995-97	Waverly Harris	2011-12	Steve Hynes	1991-94	Patrick Kennedy	1982
F-F-F		Martin Gehlhaus	1970	Larry Harrison	1998-01	I-I-I		Thomas Kenny	1926
Matthew Faas	2006-09	Robert Gelatko	1963	Tom Hart	1977-78	Anthony Iavarone	1996-97	Paul Kent	1979-80
Bob Faasse	1979-80	Ray Gentilella	1985-87	Rob Hartenfels	2007-08	Henry Ibanez	1979	Jim Kerins	1986-87
Robert Fabel	1952-53	Chris Gerhard	1983-86	Rod Harter	1973-75	Dave Iobst	2007	Ira Kerr	1950
Melvin Fager	1960, 62-63	Charles German	1956-58	James Hartman	1981	Harold Irvin	1969-70	Gerald Keyser	1957-58
Bryan Falcone	2000-02	James Gettle	1973	Steve Haurey	1980	Rich Irving	2012-14	Larry Kiick	1952
John Falcone	1991-92	Matt Giarretta	1990-93	John Havel	1940	Robert Izer	1938-41	Jason Killian	1993-96
Michael Falcone	1973	John Gibbons	1926-27	Edward Hawrylo	1966-68	J-J-J		Stan Kimball	1985
Philip Falcone	1963-64	John Gibbons	1957-58	Robert Hayden	1982	Darius Jackson	2010-13	Dave Kimble	1987-88
Chris Fatzinger	1983	Rich Gierula	1985-87	Justin Haynes	2016	Greg Jackson	1998-99	Don Kinney, Jr.	2010, 12
Errol Faunce	1957, 59	Matt Gifford	1992-94	Robert Healy	2013-16	Mark Jackson	88-89, 91-92	Mike Kinney	2012
Dave Fedorka	2004-05	Jeff Giglio	2007-10	Raymond Hedenberg	1963-64	Maurice Jackson	2015-16	Joe Kircher	2005-07
Nicholas Fedorka	1940-42	Jim Gildea	1981, 84	John Heenan	1974	Morris Jackson	2004-05	Tom Kisch	1987-88
Scott Feldman	1979-80	Bryant Gilliard, Jr.	2015	Paul Hefferan	1942	Steven Jackson	1969-71	Ed Kiser	2008-10
Kenneth Fellin	1936	Ralph Gish	1968-70	Collin Hegarty	2012	Greg Jacob	1985	Jack Kist	1938-40
Marquis Fells	2015-16	William Glazerman	1967	Gene Heiland	1980	Ken Jacobs	1984-87	Ben Kizer	1969
Ron Fenaroli	1981	John Glenn	2003-05	Larry Helwig	1988-89	Wayne Jaggers	1971-72	Thomas Kizis	1967-69
Tom Ferguson	1988-90	Anthony Glover	2005-07	Lawrence Helwig	1962-65	James Jampo	1981	Carl Klach	1963-64
Arthur Ferrentino	1935	Mike Glover	2000-03	Mark Henderson	2009	Joseph Janovic	2009	Joe Klebon	2010
Rick Fetherolf	1978-80	Richard Gloyd	1953-55	Kenneth Hendricks	1959-60	Dan Jarrah	1990	Mike Kleinfelter	1996-98
Harold Fetterman	1947	Mike Gnall	2006-09	Mike Hendrzak	1999	Edward Javitt	1973	Phil Klemick	1980, 82
Robert Fiato	1967	John Goepfert	1942	Kevin Hennelly	1983-84	Shelton Jefferies	1991-92	Roy Kleshefsky	1978
Alex Figueroa	2008-10	Chester Gonsky	1936-38	Isaiah Henrich	2016	John Jeffries	2000-03	Carson Klinetop	1942
Jason Filipovsky	1989	Jonathan Gonzalez	2007	Bill Hensel	1988-89	Shawn Jenkins	2016	Jason Klush	1996-99
John Finelli	1978-79	Pat Good	1999-02	Guy Hepworth	1981	Neil Jesiolowski	1988	Paul Knapp	1973
Robert Finley	1975	Dennis Gorman	1976-77	Carlos Hernandez	2003	Dennis Johnson	1996	Greg Knauss	2007-08, 10
Dan Finnegan	2008-09	Glenn Gottshalk	1969-71	Frederick Hershey	1931-32	Jeff Johnson	1975-78	Jeff Kocsis	2004-05
Chad Fisher	2003	Franklin Goulburn	1970	James Hervat	1942	Jerry Johnson	1962-63	Paul Kokolus	1951
Jack Fisher	1946	Mike Gowen	2004-07	Bob Heumann	1987-89	Joseph Johnson	1937	Justin Kondikoff	2001-02
Robert Fisher	1951	Michael Grabill	1970	Bryan Heverin	83-85, 87	Justin Johnson	2016	Joseph Konzakowski	1946-47
Bill Fitzgerald	1980	Mike Graf	1996	Joseph Heverin	1960-62	Raymond Johnson	1969-71	Frank Koons	1934-35
Pat Flaherty	1975-77	Jeff Graham	1986-87	Roy Heydt	1934	Russell Johnson	2008	Ken Kopetchny	86-87, 89-90
Steve Flanagan	1979-80	J.D. Granger	1996-99	William Hibbs	1953	Thomas Johnson	1930-32	John Kotarsky	1998-01
Michael Fleming	2015-16	Augie Grant	1967-69	Aaron Higgins	1984	Bill Jones	1976-78	Dan Koval	1980-83
Rob Flores	1995, 98	Sam Granteed	1980-81	Gary Higgins	1977	Brent Jones	2008-10	Peter Koval	1941-42
Tom Flynn	1986-87	Willard Grantz	1938-41	Scott Higgins	1990	Brian Jones	2006-07	Thomas Kozlosky	1973-74
Douglas Folger	1998-99	Thomas Grater	1949-51	Matt Hillegas	1991, 93-94	Charles Jones	1926-27	Joseph Krajca	1938
Shawn Foltz	1998-99	Joe Graves	1996	Wallace Hills	1973-75	Greg Jones	2012	Michael Kramer	1993-96
Bill Fonzone	1994-96	Andre' Gray	2016	John Himelrick	1981	Jordan Jones	2013	Bill Krebs	1998-99
Donald Ford	1974-75	Tim Green	1993-95	Joseph Hlatky	1968-69	Peter Jones	1998	Marlin Kreider	1975-76
Scott Ford	1981-82	Richard Greene	1970	Jake Hlavac	1990-93	Richard Jones	1947-49	Edward Kriner	1948-50
Stewart Ford	1997-99	Raymond Gregorek	1963	Wayne Hobbs	1972-74	Rick Jones	1974-77	Zach Krise	2007-09
Jim Forger	1974-77	John Gregory	1951	Bryan Hoch	1999-02	Sekou Jones	2014-16	Chester Krisiewicz	1934-35
Nick Forsette	1961	John Grimm	1932	Warren Hoeffner	1952-54	Steven Jones	2011-14	Nick Krut	2006-08
Jeffrey Forsythe	1963, 65	Taylor Groff	2010-13	James Hoffer	1959	William Jones	1951	Frank Krystyniak	1955-56
William Forte	1966-68	Ernest Gromlich	1957-59	Francis Hoffman	1928-30	Thomas Jordan	1967	Matt Krzysik	1981
Jayson Frank	2006-07	Ron Grona	1981-82	Mark Hoffner	1971-72	Lewis Judy	1953-55	Donald Kucerik	1972
Robert Frank	1945	Paul Grube	1971-73	Alfred Hofmann	1955-56	K-K-K		Steven Kun	1964-65
James Franklin	1992-94	Anthony Guarino	2015	Steven Hohenstein	1965, 68-69	Stanley Kabacinski	1970	Henry Kunkel	1970-72
John Franklin	1935-37	Mike Guarnieri	1989	Francis Holahan	1948	Matt Kacanda	1999	William Kupzewski	1930
Rod Frasier	1992	Ed Guers	1975-77	Robert Holdenbaum	1966-67	L-L-L			
John Frassinelli	1946	Atilla Gyorky	1966	Ernest Holdredoe	1942	Mark Kalo	2007-10	Jamie LaBelle	1980
Gunner Frauenperis	1981	H-H-H		Jesse Holencik	1996	Rich Kane	2000	Robert Lakey	1962
Matt Freed	2007-10	Mark Haasz	1980	John Holenda	1977-79	Michael Karnish	1965-66	Ted Lambert	1989
Gabe French	2016	Mike Habel	2004-07	Brian Holkovic	1999, 01	Burton Karstetter	1983	James Lancellotti	2012
Paul Frey	1926-27	Tarik Haddad	2011-12	Antonio Hollman	1985	John Kashatus	1978-81	Thomas Lang	1969
Norman Friend	1950-51	Harold Hagen	1946-47	Robert Holloran	1966	George Kasielsky	1931	Albert Lapchak	1945
Robert Friery	1930	Dave Hahn	1991-94	Ron Holloway	1987	Michael Kasko	1972-74	Carl-Eric Larson	1975-76
Keith Froggatt, Jr.	2013	Anthony Hall	1982-83	Joseph Holly	1948	George Katchak	1964-66	Cody Laubach	2012-13
Scott Fuhrman	1979-81	Drake Hall	1981-84	Robert Hontz	1936-37, 39	Keith Kaufman	1979-80	Gary Laucks	1974-77
Willard Funk	1939-40	Jon Hall	1964	Bryan Hooks	2000	Lee Kaufman	1989	Nate Lawrence	1995-96
Don Fureman	1991-92	Ken Haller	1986-87	William Horvath	1967-69	Thomas Kearney	1972-74	Trevor Lawrence	1966
Joe Fusco	2008	Jordan Hallman	2009-12	Adam Hostetter	1998-01	Henry Kearns	1967-69	Charles Leader	1930-31
G-G-G		Pat Halm	2003	Tommy House	2014-16	Thomas Kearns	1939-40	Ramon Leak	1990-93
James Gabriel	1935	Warren Hamburg	1941	Dan Houser	1988-89	Jeff Keeler	1984, 86-87	Dana Lee	2015
Kelly Gabriel	1986-89	John Hamilton	1976-77	J.D. Howell	2010	Joe Keenan	1984-87	James Lee	1939
Keith Galinsky	2007-09	Ken Hampe	1996-97	Howe Howland	1968-70	Ricky Keenan	2006	Peter Lee	1965-67
George Gallagher	1958	Ned Hampford	1972-73	William Hoy	1964	Charles Keinath	1969-70	James Leedy	1938
Dan Gale	2001-03	Ron Hannis	1990-91, 93	Rich Hromoko	2001	Gary Keller	1955-56	Eric Lehman	2009
						Matthew Keller	2007-08		

ALL-TIME LETTERMEN

Clyde Leonard	1965	Melvin Masonheimer	1945, 48	Arthur Morris	1926-27				
Doug Leonzi	1989-92	Phil Masorti	1986-88	Jack Morris	1952-53				
Craig Lerch	1983	Thomas Matalavage	1945	Robert Morris	1926	Eric Pabst	2013-15	Brant Quick	2007
Robert Lester	1969-71	Arthur Mathna	1928	Charles Morrow	1968	David Pacchioni	2005-08	John Quinn	1980-82
Anthony Lettieri	2013-15	Jason Matters	1998	Brett Moss	2010	Louis Pagano	1936-38	Raul Quinones	2013
Scott LeVan	1976-78	Donald Matthews	1948	Mike Motsko	2003-05	Lou Pagnoni	2003		R-R-R
Andrew Levendis	1950-52	Jeff Matthews	1984	Henry Mowery	1961, 63	Jeremy Palm	1999-02	William Race	1959-61
Barney Levensgood	1973-75	Chase May	2014-16	Kenneth Moyer	1949	Tom Palubinski	1975-77	Gregory Radka	1966-67
Dan Lewis	1988	Matt Mazurkiwicz	1993-94	Thomas Mullineaux	1967-69	Gary Panovec	1954	Peter Radocha	1974-76
Richard Lewis	1938, 40	Jim McAllister	1985-86	Craig Multer	1980	Bill Pappas	1984	David Radziak	2011-12
Steve Lewis	1991	Mike McClelland	1992-93, 95	Stephen Mummaw	1970-71	John Parks	1952-53	Ray Rakitis	1974-75, 77
William Lewis	1959-62	Robert McCullough	1945-46	Justin Mummert	2002	Michael Parshley	2006-07	Richard Rakitis	1975, 77
Carmen Liberatore	1939-41	Dennis McDonald	1971	Greg Munch	2001-03	Matt Parrello	2003-05	Vincent Ramik	1926
Andrew Linder	2016	Zach McDowell	2005	Leonard Munowitz	1940	Ken Parrish	2002-05	Ray Ramirez	2007
Wes Lindsay	2005-06	John McElhenry	1973	Levi Murphy	2016	Joe Partridge	2005-08	Joaquin Ramos	1970-71
Bernard Livingston	1961	Ahmad McFarland	2013-16	Patrick Murphy	1945	Peter Pasko	1941-42	Derek Ramseur-Benson	2013
Lynn Lking	1934	Matt McFarland	1997	Dan Murray	1984-87	Mike Patrick	1999-00	Marc Ranaudo	2015-16
Carl Llewellyn	1979	Wayne McGhee	1989	Edward Murray	1952-53	Frederick Patton	1961-62	Louis Randon	1939-40
Carl Loftus	1926	Pat McGovern	1987-88	Gerald Murray	1952	Joe Pawloski	1995-96	Alfred Ranger	1942, 46-47
Ryan Lomanaco	1993, 95	Jon McHale	1962-64	Ryon Muse	2016	Brandon Peaker	2005	Donald Ranger	1941
Vinny Lombardozzi	2011	Joe McIntyre (Levittown PA)	1980	Charles Musto	1945	Henry Pearson	1950-51	James Ranger	1950
Dennis Long	2016	Joe McIntyre (Easton PA)	1985-86	Andre Myers	1996-99	Jim Pellegrini	2000	Matt Rapa	2001-04
Edward Long	1969-71	Joe McLaughlin	1985-88	Ed Myers	1990-93	Nate Pendry	2000	James Rappo	1976-79
Ryan Long	2005	Bruce McLean	1979	Jimmy Myers	2014-15	Jerry Peralte	2015	Craig Rauenzahn	1971-72
Dave Lotier	2004-07	Andy McLoughlin	1993-96	Joseph Myers	1952	Mickey Pergine	1986	Louis Raully	1935
Vic Lotti	1986	Fran McMenamin	2014-16	Troy Myers	1993-95	Brooks Perkins	1984-86	Antoine Ray	2012-13
Nicholas Loukides	1950	Joseph McMonagle	1973	Dan Mykovich	1983-86	Michael Perlow	1946-47	Glen Ray	1964-65
Derek Lucas	2003-05	Michael McNamara	1939-41		N-N-N	Craig Perrino	1988	James Rayne	1931
Bill Luetje	1990	Douglas McNamee	1964-66	Kevin Nagle	1997-00	Duane Perry	1993	Dusty Reed	10-12, 14
Edward Lugg	1960-61	Todd McNamee	1985-88	Zigmund Najaka	1927-28	Steven Pesaresi	1983	Donald Reese	1932
Terrence Lundy	1974	Joseph McNulty	1968-70	John Nash	1930-31	John Petercuskie	1946-49	James Reese	1934
Joseph Lunger	1973	Dennis McWhite	1992-95	Bill Nast	1980	Richard Peter	2008-10	Robert Reese	1946-47
Frank Luper	1957-58, 60	Jamie Meier	1977-80	Joe Natale	1989	Jason Peters	1997	Stephen Reese	1972-75
Kyle Lurz	2010	Tom Meier	1978-80	Harold Nathanson	1930-32	Charles Peterson	1946-49	William Reese	1928
Mike Lusch	1993-96	James Meixsell	1972	Noel Nation	2002-05	Thomas Petro	1970-71	Dave Reeser	1936-37
Mike Lush	1976, 78-80	Andrew Melton	1983	Jim Naugle	1993-96	Joseph Petrosky	1974	Elijah Rehm	2016
Richard Luttrell	1951	Joseph Mendelis	1926-28	William Navarre	1971-73	Dave Petryszyn	1988	Terry Rehyemer	1966
Matthew Lynaugh	1945	Joe Menton	91-92, 94-95	Douglas Neet	1972-73	Eric Petters	2006	Mike Reichenbach	79-80, 82-83
Dennis Lynch	2009-10	Brandon Mercer	2012-13	Roger Neilson	1951-52	Howard Pewterbaugh	1949-52	Arnold Reichert	1945
	M-M-M	Richard Merkle	1954, 56-57	Jon Neiman	2012-13	Robert Phelps	1951	Mike Reichwein	1982-84
Matt MacAvoy	1983-85	Richard Merring	1953-56	Edward Neumann	1961-63	Brandon Phillips	2012	Jesse Reider	2005-08
Chris MacIsaac	1998, 00	John Mesko	1984-86	Gary Neupert	1970-71	Cummings Piatt	1957-60	Ronald Reidinger	1973
John Mack	2009	Luther Metcalf	1932-33	Marc Newell	1995-96	Robert Piatt	1957-58	Frank Reilly	1987
Kevin Mack	1985	Robert Metzgar	1973	Ron Nicholas	1976	Mike Piazza	2006-07	Leo Reimer	1962-65
Mike Macksoud	2004-06	Thomas Meuser	2003-05	Richard Nicolais	1973-75	Paul Piccotti	2006-07	Drew Reinhard	2009
Sean MacLellan	1986	Dan Michalski	1994-97	Mike Nieman	2016	Anthony Pidgeon	1982	Edward Reinisch	1936
Shane MacNamara	2014	Joseph Miegoe	1938	Jon Noble	2012-13	Wesley Pierce	2014-16	Charles Reiss	1982-83
Thomas Magdasy	1963	John Mignon	1982	Ahmad Norman	2002-03	Glenn Pinciotti	1981	Charles Rendish	1947
Anthony Magliane	1971-73	Brian Miller	2001-02	Richard Northrup	1950-51	Joey Pingitore	1982-84	Richard Rerschke	1928
Frank Magolon	1987-89	Fred Miller	1983-85	John Novak	1972-73	Clarence Pipher	1949-50	James Revello	1951, 53-54
Robert Mahler	1962	Jim Miller	1983-85	David Nunez	2008-09	John Pitzer	1966-68	Robert Rhiel	1951-52
Chris Mahon	1984	Ken Miller	1987	Bucky Nye	1993	Scott Platt	1993	Mike Rhine	1996-99
Craig Mahon	1999, 01	Kurt Miller	1972	Corbyn Nyemah	2013	James Plowden	2003	Doug Rhoads	1974-77
Dennis Mailhot	1987-90	Roy Miller	1964-66		O-O-O	Damian Poalucci	1994-97	Carl Rice	1963-64
Dave Majury	1984-85	William Miller	1935	Chase Ober	2016	Thomas Polinski	1971-74	Fred Rice	2004-08
Robert Malec	1982	Zach Miller	2013	Sam O'Brien	2015-16	Fred Polk	1983-85	James Richardson	1957, 59-60
Robert Malehorn	1966-68	Larry Mills	2014, 16	Raymond Ocasio, Jr.	2013-14	Tim Pollock	1995-98	William Richute	1938, 40
Nick Mallardi	2015	Konrad Mims	2013-14	Joseph Odebo	2015-16	Andy Polony	1977-79	Bernard Rider	1935
Paul Maloney	1926-27	Glenn Mingin	1981	Ed O'Dowd	1987	Corey Porta	2011	Nolan Ridgway	2016
Mike Mancuso	1994-97	Joseph Mingo	1974	John O'Gara	1970-71	Nevin Posey	1966-68	Matt Riegel	1986-87
Bob Manez	1980-82	Edward Mink	1945	David Ogbonnaya	2010	Mike Poulter	2015-16	William Righter	1952
Steve Mangin	1995-97	Joseph Minneci	1982	Bryan Ogden	2009-10	Bernie Povanda	1979-80	Kenneth Riley	1971
Fotis Manouvelos	1986	Eugene Minor	1947-48	Doug Ogden	2005-08	Harold Powlus	1958-61	Robert Rinaldi	1974
Michael Manzie	1931	Frank Mioriello	1964-66	Joe Ogeka	1980-82	Ryan Pradon	1993	Donald Ringler	1932
Mike Manzo-Lewis	2016	Fred Mitchell	1993-94	John O'Hanlon	1979	Steve Pradon	1995-98	Jeff Rink	1999
John Marcante	1978-81	Kyle Mitchell	2003	Edward Oliver	1952	Edward Praisner	1938	Ed Ripic	1984-85
Rob Marcantoni	2000-02	Lionel Mitchell	2008	A.J. Oliveri	1999-02	Evan Prall	2003-06	Ben Riso	1997
Frederick Marconi	1934-35	John Mitro	1961-62	John Olson	1953	Kevin Price	88-89, 91-92	Charles Ritinski	1946-49
John Markle	2004-05	George Mitsel	1941	William O'Malley	1983	Ray Price	1978	Astor Ritter	1940
Eric Markovcy	1998, 00	Jeffrey Moffett	2006	James Oplinger	1954-57	Richard Pritchard	1948-51	Miguel Rivera	2006-08
Nick Marks	2000	Ron Monaco	1977	Tom Organtini	1986	John Procopio	1970	Seve Rivers	2009-12
Thomas Marseille	1938, 40	Gary Monger	1966-67	Greg Orr	1995	Don Pry	1987-89	Barry Roach	1963-65
Brian Marshall	1981	Doug Moore	1987-90	Jeff Ortelli	2001	Jon Pry	2000	Aaron Roberts	2002
Matt Marshall	2008-10	Ashley Morgan	1932-34	Kevin Osback	2013	Josh Przywara	2011-14	Bernard Rockovich	1946-47
Andrew Marsteller	2003-06	Dennis Morgan	1966, 68	Cameron Ott	2014	Greg Puka	2011	Rich Rodenberger	1973-76
Joseph Martino	1956-59	Earl Morgan	1999	Robert Ott	1966-68	Craig Purcell	1975	Elmer Roedel	1930-31
Carmen Martucci	1952-54	Santo Morici	1994			Chris Purvis	1978-79	Jack Rogers	1976-78
Marlin Martz	1952, 57	John Morley	1989-91					Norman Rogers III	2014-16
Lukas Mason	2010							Russell Rogers	1958-61
								Clarence Rogovicy	1931

ALL-TIME LETTERMEN

Clemens Rogowicz	1928	Bob Seip	1978	Joe Stellato	1992	Donald Transue	1950-51	John Whitehead	1946-49
Edward Rohman	1933, 35-36	John Sellen	1974-76	Bob Stelma	1992-94	Shane Trevorah	2016	John Whitelavich	1968-69
Tim Roken	2007-08	Roland Seller	1936-37	Drew Stem	2005-08	Tony Trifari	1984	Frederick Whitmore	1973
Gibby Romaine	1963-65	Michael Sentelik	1956, 58	Willard Stem	1972-75	Matt Triolo	2000-03	Andy Whittington	1974-76
Mark Romano	1986	Mike Serafin	2000-01	Howard Sten	1968-69	Phil Tripken	1980	Mike Wiand	2015-16
Ken Romberger	1993-94	Glenn Serfass	1974-75	Ralph Stenlake	1957	Sam Trunzo	2011-14	Matt Widdoss	1990, 92
Benjamin Rose	1970	Eric Sessoms	1991	Matt Stephens	1993-94	Paul Turner	1965-66	Michael Wiggins	2003-06
Richard Rose	1973	Aaron Sewell	1987-88	Jim Stephenson	2003-04	Darrell Tyburski	1986-88	Devin Wiley	2000
Daniel Roshon	1941	Jameel Seymour	2010	William Sterling	1930-31	Chris Tyson	2002-03	Albert Wilgard	1958-60
Daniel Roskos	1946	Burdette Shafer	1935	J.D. Stern	1997-99	Robert Tyson	1953	Gary Willhide	1961-62
Hyman Rosnick	1934	Clarence Shafer	1933	Rick Sterner	88-89, 91-92	U-U-U		Jon Williams	1985-86
Phil Ross	2003-04	John Shaffer	1957-59	Howard Stitzer	1945	Glenn Unger	83-85, 87	Kendrick Williams	2009-12
Dennis Roth	1953-56	William Shannon	1938-39	Phil Stokes	1989	Paul Urda	1948	Melvin Williams	1959
Sean Roth	2014-16	Bob Shaughnessy	1987-88	Dennis Stoltenborg	1982-83	V-V-V		Orlando Williams	1994-96
Dan Rounds	93, 95-97	John Shaughnessy	1937	Donald Stork	1974	Steve Van Alstine	2005-08	Phillip Williams	1942
Joe Rovnan	1983-85	John Shaughnessy	1980-82	Ryan Stouffer	1992-93	Andy Van Blarcom	1989	Wade Williams	2009-10
Brian Roy	1995	Charles Shaw	1952-54	William Stowasser	1971-72	Gerald Van De Cruz	2013-15	Brock Willard	2004-07
Rob Ruckdeschel	1988	Douglas Sheaffer	1973-75	Roger Straub	1989-92	Duane Van Fleet	1978-81	Tim Willard	2012-13, 16
Robert Ruckdeschel	1963-65	Ronald Shearer	1962	Tim Strenfel	2002-05	Marlon Van Horn	1941	Jason Wimmer	2000-02
Kevin Ruddy	1981-82	Paul Shebby	1932, 34-35	Doug Strickland	2015	Shawn Van O'Linda	2005-06	Walter Wiser	1954
Joe Ruedt	1989-92	Arthur Shisler	1959-61	Jimmy Strickland	2015	John Van Zanten	1983-85	Brett Witmer	1994-97
Nicolas Ruiz	2015-16	Jack Shoemaker	1960, 62	Scott Strong	1985, 87	Rick Vance	1983, 85-86	Chad Witmer	1993-94
Gary Rumberger	1957-59	John Shoemaker	1970-72	William Strube	1964	Joseph Vancho	1968-70	Mervin Witmer	1967-69
Albert Rundle	1927-28	Douglas Shook	1957	Harold Strunk	1974-77	John Varacallo	1972	Carl Wolfe	1966-68
Zechariah Runkle	2009-10	Jack Shrawder	74, 76-78	Steve Stuttle	1991-94	Greg Vaughn	2001-03	James Wolfe	1964-65
Edwin Rushin	1939-42	Jeff Shrive	2005-08	Thomas Sugden	2005-07	Ryan Vermillion	2000-03	Tom Wolfe	1988
Bryan Rybicki	1998-99, 01	Joseph Shubert	1937-39	Ronald Sullivan	1961-62	Jimmy Verzicco	2013, 15-16	Pete Wolmart	2012-13
S-S-S		Sam Shuman	2006-09	Salvador Summa	1935-37	John Vetter	2003-06	Richard Wolslayer	1958-60
Jim Sacco	1995	Robert Shumskis	1942, 46-47	Reinhart Summerfield	1958	Joseph Victor	1950-51	Douglas Woodin	1965
Blaec Saeger	2000-02	Brian Siegfried	1994-97	Stephen Summerhill	1933-34	Dominic Villani	1960-63	Melvin Woodson	1990-93
Albert Sakovich	1950-51	Ernie Siegrist	80-82, 84	Craig Summers	1980-82	Jim Villani	1978-79	Martin Wortley	1991-94
Blase Salomone	1984-85	Charles Sierier	1961-63	James Suponic	1970	Brian Violante	2001-04	Steven Wright	2013-15
Rocco Salomone	1985	Francis Sievers	1940-41	Pete Susi	1996	Dom Violi	1978-79	Wrenton Wright II	2009-12
Joseph Salvatore	1963-65	Daniel Silvester	1930-31	Roy Sussman	1977-78	James Virgilio	1945	Mark Wroblewski	2010
Eric Sampson	1986-88	Cody Simcox	2012-14	Christopher Sutton	2013	Paul Visich	1974	Joe Wysokinski	1996-98
Frank Sando	1936-38	Joseph Simms	1958-59	Warren Swartwood	1961	Dean Vitale	2013-15	Y-Y-Y	
Charles Sandora	1972	Michael Simpson	1976-77	John Swartz	1948-50	Pete Vitale	1977-98, 00	Mike Yanders	1984-87
Michael Sands	1974	Anthony Singlar	2011-14	Clyde Sweigart	1953-55	Ron Vitkun	1975-76	Mike Yanocha	2001-02
Ronald Sandt	1970-71	John Sircovics	1969, 71	Thomas Sykes	1966-68	Frank Votterok	1930-31	Ray Yakavonis	1977-79
A.J. Santiago	2012	Richard Siwak	1966-68	Thaddeus Szela	1947	Brent Voynar	1992-94	Charles Yaple	1964-65
Zach Sarginger	2008-11	Eric Slavinsky	1974	Ryan Swan	2005	W-W-W		David Yates	1965
Ross Sauerzopf	2006	William Slezosky	1962	Joe Swiderek	1981	Troy Wade	1989	Michael Yeager	1970-71
Jerry Saxon	1971	Mike Smart	1984-86	Bobby Swift	1990-91, 93	Ray Wagner	2009-11	William Yeomans	1957
Jim Saylor	1989-90	Darren Smith	1998-99	T-T-T		James Waite	1966-68	Barry Yoder	1962
James Scagliotti	1964-65	Dylan Smith	2016	Joseph Taylor	1950-51	Dell Walker	1981-83	Chris Yoder	1998-99
Anthony Scarcella	1938-39	Eugene Smith	1965	J.T. Taylor	2002	Juwaan Walker	2015	Robert York	1969-72
Jim Scaringe	1976	Frederick Smith	1965	Scott Taylor	1979-81	Bill Wall	1980-82	Jack Yost	1978-79
Arthur Schaare	1951, 53	Jim Smith	1978	Tom Taylor	1987-89	Daniel Waller	1975	Jordan Young	2011
Kenneth Schaeffer	1941, 46	John Smith	1970-73	Joe Terra	1996-98	Mike Wallick	1996-97	Kenneth Young	1948-49
Kevin Schafer	2007-10	Manny Smith	2014	Anthony Terruso	1993-94	Paul Walsh	1982	Zollie Young	1975
Dan Schaller	1976	Matt Smith	2014	Jimmy Terwilliger	2003-06	Ryan Waltner	2006	Steve Youtzy	1988
Richard Schell	1953-54	Michael Smith	1969-70	Mike Terwilliger	1974-77	Adam Warehime	2016	John Yudt	1971-73
Lou Schiavetta	1975-77	Raymond Smith	1945	Arnold Thalenfeld	1926-28	Jerry Wargo	1988	Z-Z-Z	
Chuck Schiermeyer	1987	Steven Smith	1974-77	Eddie Theal	1984	Jonathan Warke	1971	Victor Zaia	1930
Scott Schifter	2000-01	Thomas Smith	1952-53	Greg Thoman	2002, 05-06	George Warner	1932	Michael Zaccagnino	2006
William Schlachter	1970-72	Wilmont Smith	1953-55	Adam Thomas	2008	Thomas Washburn	1961-64	Mike Zakrzewski	2015-16
Donald Schleicher	1959-60	Frank Snyder	1971-72	Bruce Thomas	1959-62	Anthony Washington	2013	Edward Zalesky	1953
Jon Schnaars	2012-15	Jim Snyder	1977-80	Morgan Thomas	2006-09	George Wasilchak	1961-64	Peter Zalesky	1933-34
Brian Schneider	2003-04	Walter Snyder	1959-60	Paul Thomas	1982	Derek Watkins	1990	Richard Zapski	1961-64
Gary Schoenberger	1966-68	Mike Sobeski	1982-84	Cal Thompson	1980-83	Ronald Watson	1974-75	Walter Zarnowski	1946-48
Edward Schreiber	1936	Jim Sodano	1998-01	Jason Thompson	2003-04	Phil Wayes	1977-79	Frank Zavitskowsky	1931
John Schubert	2011	Donald Soisson	1983	Michael Thompson	1965-67	Chad Weaver	1997-00	Chris Zechman	1986
Brian Schultz	1998-99	Andrew Soltes	1982	Robert Thompson	1992-95	Keith Weaver	2007-08	Richard Zimmer	1957-59
Jon Schultz	1988	Matt Soltes	2012-15	Bryan Thomson	2011-14	Jon Weber	2009-11	Jeff Zimmerman	1994-96
Ric Schumacher	1993	Larry Sontag	1980-82	Herschel Thornton	2010	Alex Weeks	1930	Wil Zimpfer	2004
Robert Schwab	1949	Jerome Sorenson	1952-53	Josh Thornton	2014	Matthew Wehrhahn	2010-11	Jason Zinn	1997-00
Robert Schwartz	1983	Ron Sowers	1986	Joseph Tichy	1953	Joe Weidel	1985	Rick Zoerner	1980
Bill Scott	1983-85	Nicholas Spause	2014-15	D'Jon Tillman	2009-10	George Weiksner	1934	Daniel Zubko	1937-39
Tyler Scott	2013-14	Chris Spilman	1980-81	Chuck Tinninis	1982-84	Robert Weiler	1946	Matt Zullo	2010-12
Marc Scotti	1989-92	Daniel Staats	1967-68	Bruce Tinor	2002-03	Kenneth Weinbel	1949	John Zwirek	1950
Chris Scruggs	1996-97	Harold Stackhouse	1928	Thomas Tippett	2010-13	Paul Weinzen	1936-37	Louis Zwirek	1938-41
Terry Scullin	1996, 98	Maurice Stallings	2004-05	John Tironi	1967-68	Leroy Weiss	1936		
Matt Seagreaves	1994-96	Michael Stambaugh	1974-76	Douglas Todd	1969-70	Joe Welk	2012-15		
Grey Seamans	1972-73, 75	Pat Stapleton	2000	Alex Todoroff	1978-80	Gerard Wendowski	2012-15		
Stanley Searfoss	1956	Adam Stauffer	1997-00	Vincent Tomasetti	1948-50	Rick Werner	1982-85		
Ernie Sebastianelli	1988-89	William Stauffer	1952	Brian Tonkin	1997	John Westlake	1971		
Dennis Segich	1985-88	James Steele	1965-67	Robert Tonkin	1964	Richard Whally	1932, 35		
Bill Seidel	1977-79	John Steele	1988	Zach Toomey	2002-05	Kevin Whipple	1998		
Richard Seiler	1935	Harold Steever	1951-53	Tyree Townes	2002-05	Bill White	1975-76		

JIMMY TERWILLIGER

Jimmy Terwilliger • 2005 Harlon Hill Award Winner



ESU quarterback Jimmy Terwilliger was the recipient of the 2005 Harlon Hill Award as the most outstanding football player in Division II.

Harlon Hill Award

2006 – 4th
2005 – Winner
2004 – 5th
2003 – Regional Finalist

AP Little All-America

2006 – second team
2005 – second team

Daktronics All-America

2005 – first team
2004 – second team

Daktronics All-Region 1st team

2004-06

D2football.com All-America

2005 – second team

D2football.com All-Region

2003-06

Offensive Player of the Year

2003, 2004

Football Gazette All-America

2005 – first team
2004 – third team

PSAC East Offensive Player of the Year – 2003, 2004, 2006

All-PSAC East 1st team
2003-06

ESU Outstanding Player

2003-06

ESU Redshirt Award

2003-06

Graduated with 18 NCAA Division II Records • 2 All-Division Records

(rankings entering 2016 season - ***Bold Italics*** indicates record held upon graduation)



	ESU	PSAC	DII	NCAA History
Touchdown Passes (Career) – 148	1st	1st	1st	<i>t-3rd</i>
Touchdown Passes (Season) – 50, 2005	1st	<i>2nd</i>	t-4th	t-16th
Total Offense (Career) – 16,064	1st	1st	<i>2nd</i>	6th
Total Offense per Game (Career) – 334.7	<i>2nd</i>	<i>2nd</i>	<i>5th</i>	21st
Total Offense (Season) – 4,960, 2005	1st	<i>2nd</i>	6th	31st
Passing Yards (Career) – 14,350	1st	1st	<i>3rd</i>	10th
Passing Yards per Game (Career) – 299.0	<i>2nd</i>	<i>3rd</i>	14th	
Passing Yards (Season) – 4,571, 2005	1st	<i>2nd</i>	11th	
Passing Efficiency (Career) – 170.7 (min. 750 completions)	1st	1st	1st	<i>3rd</i>
Passing Efficiency (Season) – 186.1, 2005 (min. 200 completions)	1st	1st	4th	
Pass Attempts (Career) – 1,481	1st	2nd		
Pass Attempts (Season) – 424, 2005	<i>2nd</i>	16th		
Pass Completions (Career) – 906	1st	<i>3rd</i>		
Pass Completions (Season) – 262, 2005	<i>2nd</i>	12th		
Completion Percentage (Career) – 61.2	1st			
Completion Percentage (Season) – 64.2, 2006	1st			

Other Division II Records

Games with a Touchdown Pass – 47
Seasons Gaining 4,000 Yards of Total Offense – 2, 2004 and 2005 [Tied 5 times]
Seasons Gaining 3,000 Yards of Total Offense – 4, 2003-06 [Tied 4 times]
Games with 300 Yards of Total Offense (Career) – 29 [Broken in 2010]
Games with 300 Yards Passing (Career) – 26 [Broken in 2013]
Games with 200 Yards Passing (Career) – 43
Games with 200 Yards Passing (Season) – 14, 2005 [Tied in 2010, 2013]
Yards per Attempt (Career, min. 1,000 attempts) – 9.7
Yards per Completion (Career, min. 900 completions) – 15.8
Games with 3 TD Passes (Career) – 30
Consecutive Games with a TD Pass – 39 [Broken in 2008]
Touchdowns Responsible For – 161 [Broken in 2015]
Points Responsible For – 966 [Broken in 2015]

Career Statistics

	G	Eff.	Comp.	Att.	Pct.	Yds.	TD	Int.	Rush	Yds.	TD	Total Off.
2003	11	153.6	200	349	57.3	2987	30	7	92	355	5	3342
2004	12	174.1	222	362	61.3	3826	33	11	97	466	2	4292
2005	14	186.1	262	424	61.8	4571	50	11	127	389	4	4960
2006	11	165.5	222	346	64.2	2966	35	7	105	504	2	3470
Career	48	170.7	906	1481	61.2	14,350	148	36	421	1,714	13	16,064



NFL Draft Choices

Dan Murray (LB)

Murray was chosen in the sixth round (150th pick) in the 1988 NFL draft. He was a member of the Buffalo Bills' squad in 1988-89 and the New York Jets in 1990. He played in the World Football League in 1990-91. At ESU, Murray was four-time All-PSAC and is fourth in career tackles. He was inducted into the ESU Athletic Hall of Fame in 2014.

Ray Yakavonis (DE)

Yakavonis was chosen in the sixth round by the Minnesota Vikings (148th pick) in the 1980 NFL draft. He played five years with the Vikings from 1980-84 and one year with the Kansas Chiefs in 1985.

An AP and AFCA All-American in 1979, Yakavonis was inducted into the ESU Athletic Hall of Fame in 1998. He is a former color commentator for the Warriors' radio football broadcasts.

Top Free Agents

Mike Reichenbach (LB)

Reichenbach, an AP and AFCA All-American who led ESU to the PSAC championship game in 1983, played in the NFL for seven years. He played and started on the Philadelphia Eagles from 1985-89 and the Miami Dolphins from 1990-91. He was inducted into the ESU Athletic Hall of Fame in 2008.

Mike Lush (DB)

Lush was an All-USFL safety for the Philadelphia-Baltimore Stars from 1983-85. He then played in the NFL for Minnesota in 1986, Indianapolis in 1987 and Atlanta in 1987-88. He had a school record 12 interceptions in 1980 and was inducted into the ESU Athletic Hall of Fame in 1997.

Jim Villani (P)


Villani was signed by the Seattle Seahawks in 1980. He was a member of the New Jersey Generals in 1983 and the Michigan Panthers in 1984, both of the United States Football League.

Mark Brubaker (K)

Brubaker signed with the Super Bowl champion Pittsburgh Steelers following a record-setting 2005 season. He was signed by the Steelers following the 2006 NFL Draft and played for the Rhein Fire in NFL Europa in the spring of 2007. He left ESU with PSAC records for extra points and scoring by a kicker and made 67 percent of his field goals.

Ken Parrish (P)

Parrish, a 2005 All-American for ESU, signed with the Jacksonville Jaguars in June 2013. He was in camp with the Atlanta Falcons in 2011, spent two summers with the Philadelphia Eagles in 2009 and 2010, and was also with the New York Jets in 2009 and San Francisco 49ers in 2007.



Jim Sodano

Evan Prall (WR)

Prall attended minicamp with the Arizona Cardinals following the 2007 NFL Draft and signed with the New York Jets in late May. He was a member of the practice squad throughout the 2007 season. Prall set ESU records with 4,093 receiving yards and 5,682 all-purpose yards in his career.


Arena Football

Dustin Barno (DT)

Barno, who spent time in the Tennessee Titans camp in 2003, is a 9-year veteran in the AFL and most recently played for the Philadelphia Soul from 2011-13. He played for the Colorado Crush for 5 years and won an AFL title in his second year, helping the Crush to a 51-48 Arena Bowl XIX win over the Georgia Force in Las Vegas in 2005. He has also played for Arizona and Oklahoma City.



Kevin Nagle



Dustin Barno

Kevin Nagle (FB/LB)

Nagle, an All-American linebacker in 2000, two-time PSAC East Defensive Player of the Year and 2013 ESU Athletic Hall of Fame inductee, joined Jim Sodano on the Orlando Predators and helped lead the team to Arena Bowl XX in 2006, where they lost to the Chicago Rush 69-61. Nagle played with Sodano for a season in Wilkes-Barre/Scranton in the AF2 before signing with Orlando. He ran for 152 yards and five touchdowns in 2007 for the Predators, who were coached by Jay Gruden, brother of Tampa Bay Buccaneers coach Jon Gruden. He joined the Colorado Crush prior to the 2008 season.

Jim Sodano (OL/DL)

Sodano joined Nagle to help give ESU representation in the Arena Bowl title game for the second year in a row in 2006. Sodano was an All-America guard for the Warriors and was signed by the Predators after spending time with Wilkes-Barre/Scranton.

Other former Warriors who have seen time with the Pioneers include linebacker **Rich Butcofski**, defensive back **Brian Holkovic** and defensive tackle **David Dean**.

Other Pro Players

Will Burch, **Greg Munch**, **Shepherd Alston** and **Dan Rounds**, **Joe DeLuise** and **Dan Crozier** have also played in the AF2.

Other former ESU players competed in professional football leagues after graduation. Among them were **Grey Seamans (WR)** and **Dell Walker (TB)** in the CFL, **Justin Dettore (OL)**, **Joe Menton (LB)**, **Tim Green (LB)** and **Orlando Williams (TB)** also in the AFL, and **James Franklin (QB)** in Europe.

OPPONENTS

vs. All Opponents

Opponent	W	L	T	Series Started	Last Game
American Int'l	4	0	0	1992	2013
Arnold	1	0	0	1952	1952
Bentley	1	1	0	2005	2006
Bloomsburg	39	40	2	1927	2016
Brevard	1	0	0	2016	2016
Bridgeport	1	1	0	1950	1951
Buffalo	2	0	0	1990	1991
California, Pa.	3	3	1	1968	2011
Central Conn.	4	2	0	1980	1989
Cheyney	60	1	0	1954	2016
CCNY	2	0	0	1946	1947
Clarion	9	4	0	1978	2013
Cooper Union	2	0	0	1926	1927
Cortland State	21	14	6	1926	1979
Delaware State	2	0	0	1968	1969
Eastern Kentucky	0	1	0	1995	1995
Edinboro	13	6	0	1967	2015
Elon	0	1	0	1997	1997
Gannon	3	1	0	2008	2015
Glenville State	2	1	0	1999	2002
Grand Valley St.	0	1	0	2005	2005
Indiana, Pa.	6	11	0	1960	2016
Ithaca	11	3	0	1933	1959
King's	1	1	0	1952	1953
Kutztown	44	20	1	1941	2016
Lafayette	1	3	0	1970	1994
Lafayette Frosh	1	0	0	1926	1926
Lehigh	0	2	0	1982	1983
Lenoir-Rhyne	3	0	0	1991	2004
LIU Post	9	6	0	1978	2015
Lock Haven	11	7	0	1926	2016
Mansfield	61	8	0	1930	2006
Mercyhurst	1	2	0	2012	2016
Millersville	42	25	1	1948	2016
Montclair State	20	17	0	1936	1990
Morgan State	1	0	0	1976	1976
New Hampshire	0	1	0	1998	1998
New Haven	1	3	0	1986	1997
N.Y. Military	1	0	0	1945	1945
North Dakota	0	1	0	1985	1985
Pace	2	0	0	2010	2011
Panzer	9	3	0	1935	1949
Rider	0	4	0	1948	1951
St. Thomas	0	2	1	1927	1933
Scranton	1	0	0	1972	1972
Seton Hall	0	2	0	1931	1932
Seton Hill	1	0	0	2013	2013
Shippensburg	18	32	2	1926	2016
Shepherd	3	3	0	1998	2003
Slippery Rock	3	14	0	1928	2016
Southern Conn.	12	3	1	1964	2005
Springfield	2	7	1	1928	1994
Trenton	13	0	1	1926	1972
U.S. Coast Guard	0	2	0	1930	1931
Upsala	1	0	0	1926	1926
Virginia Union	2	0	0	2008	2009
Waynesburg	0	0	2	1958	1959
West Chester	22	59	0	1926	2016
Wilkes	1	2	0	1966	1971
Wyoming Seminary	1	4	0	1927	1945
Total	476	324	19		

ESU Football Series Facts

Most Games: 81 vs. Bloomsburg and West Chester
Oldest Current Series: 88 years vs. Lock Haven, Shippensburg, West Chester (1926)
Longest Continuous Series: 71 years vs. West Chester (1946)
Most ESU Victories: 61 vs. Mansfield (1940-2006)
Best Winning Percentage: 98% vs. Cheyney (60-1, 1954-2016)
Number of Opponents Met: 60 (including NCAA Division I FBS Buffalo and NCAA Division I FCS schools Delaware State, Eastern Kentucky, Elon, Lafayette, Lehigh, Morgan State and New Hampshire)

GAME 1 at Fairmont State Falcons Thursday, August 31 • 7:00 p.m. Duvall-Rosier Field 5,000 • FieldTurf

General Information

Location.....Fairmont, W.V.
 Founded.....1865
 Enrollment.....4,100
 Interim President.....Dr. Stephen B. Jones
 Athletic Director.....Tim McNeely
 Colors.....Maroon & White

Team Information

Head Coach.....Jason Woodman
 Alma Mater.....Fairmont State '02
 Record at Fairmont State.....22-20 (4 years)
 Career Record.....same
 2016 Record.....10-2
 Mountain East Conference Record.....9-1 (2nd)
 Basic Offense.....Multiple
 Basic Defense.....4-3
 Letterwinners Returning/Lost.....49/16
 Starters Returning/Lost.....14/8
 Offense.....6/5
 Defense.....8/3

Sports Information

Sports Info. Director.....Chris Thomas
 SID Phone.....(304) 367-4264
 SID E-Mail.....christopher.thomas@fairmontstate.edu

The Series

Last Game.....First meeting
 Streak.....
 All-time Series.....0-0
 at ESU.....0-0
 at Brevard.....0-0
 Neutral.....0-0

Leading Returning Players

Passing

R-Jr. QB Takwan Crews-Naylor (7-9 for 150, TD)

Rushing

Sr. TB Terrell Charles (196-887, 12 TD)
 So. TB Rakeem Darden (48-250, 3 TD)

Receiving

So. WR Laurence King (88-973, 7 TD)
 So. WR Andre Hall (41-552, 3 TD)

Defense

Sr. LB Marcus Porter (100 tackles, 6 TFL)
 So. LB Stephen Turner (62 tackles, 4 Int.)
 Sr. DL Quincy Redmon (52 tackles, 15 TFL, 12 sacks)

2017 Schedule

8/31	EAST STROUDSBURG	7:00 p.m.
9/9	*at Urbana	1:00 p.m.
9/14	*WV WESLEYAN	7:00 p.m.
9/21	*at Charleston	7:00 p.m.
9/30	*UVA-WISE	2:00 p.m.
10/7	*at Notre Dame (Ohio)	12:00 p.m.
10/12	*SHEPHERD	7:00 p.m.
10/21	*at Glenville State	1:00 p.m.
10/28	*WV STATE	tba
11/4	*at Concord	12:00 p.m.
11/9	*WEST LIBERTY	7:00 p.m.

GAME 2 at IUP Crimson Hawks Saturday, September 9 • 4:00 p.m. Miller Stadium 6,000 • Sprinturf

General Information

Location.....Indiana, Pa.
 Founded.....1875
 Enrollment.....14,194
 President.....Dr. Michael Driscoll
 Athletic Director.....Steve Roach
 Colors.....Crimson & Gray

Team Information

Head Coach.....Paul Tortorella
 Alma Mater.....Slippery Rock '85
 Record at IUP.....first year
 Career Record.....same
 2016 Record.....10-2
 PSAC West Record.....6-1 (2nd)
 Basic Offense.....Spread
 Basic Defense.....Multiple
 Letterwinners Returning/Lost.....50/20
 Starters Returning/Lost.....14/8
 Offense.....7/4
 Defense.....7/4

Sports Information

Sports Info. Director.....Ryan Rebholz
 SID Phone.....(724) 357-2747
 SID E-Mail.....rrebholz@iup.edu

The Series

Last Game.....IUP 73-42 (2016, home)
 Streak.....IUP +5
 All-time Series.....IUP leads, 11-6
 at ESU.....3-5
 at IUP.....3-6
 Neutral.....0-0

Leading Returning Players

Passing

R-Jr. QB Lenny Williams (93-136 for 1832, 14 TD, 1 Int.)

Rushing

So. TB Samir Bullock (162-989, 9 TD)
 Sr. TB Chris Temple (155-904, 16 TD)

Receiving

Sr. WR Walt Pegues (43-941, 8 TD)
 R-Sr. WR Chris Wuestner (35-632, 4 TD)

Defense

Sr. S Takhi Turner (68 tackles, 2.5 TFL, 3 Int.)
 R-Sr. CB Jay Watkins (49 tackles, 7 Int.)
 Jr. DE Deandre Easterling (32 tackles, 8 TFL, 6.5 sacks)

2017 Schedule

8/31	ASHLAND	7:00 p.m.
9/9	EAST STROUDSBURG	4:00 p.m.
9/16	CHEYNEY	12:00 p.m.
9/23	*EDINBORO	12:00 p.m.
9/30	*at Seton Hill	12:00 p.m.
10/7	*CALIFORNIA	2:00 p.m.
10/14	*at Slippery Rock	2:00 p.m.
10/21	*at Clarion	12:00 p.m.
10/28	*GANNON	12:00 p.m.
11/4	*at Mercyhurst	12:00 p.m.
11/11	at Bloomsburg	1:00 p.m.

GAME 3 vs. Mercyhurst Lakers Saturday, September 16 • 6:05 p.m. Eiler-Martin Stadium 6,000 • FieldTurf

General Information

Location Erie, Pa.
Founded 1926
Enrollment 4,005
President Dr. Michael T. Victor
Athletic Director Joe Kimball
Colors Forest Green & Navy Blue

Team Information

Head Coach Marty Schaetzle
Alma Mater Bucknell '83
Record at Mercyhurst 82-94 (15 years)
Career Record same
2016 Record 3-8
PSAC West Record 1-6 (t-7th)
Basic Offense Multiple
Basic Defense Multiple
Letterwinners Returning/Lost 47/26
Starters Returning/Lost 15/7
Offense 10/1
Defense 5/6

Sports Information

Sports Info. Director Josh Reilly
SID Phone (814) 824-2525
SID E-Mail jreilly@mercyhurst.edu

The Series

Last Game ESU 34-31 (2016, away)
Streak ESU +1
All-time Series Mercyhurst leads, 2-1
 at ESU 1-0
 at Mercyhurst 1-1
Neutral 0-0

Leading Returning Players

Passing

R-So. QB Doug Altavilla (189-327 for 2334, 19 TD, 11 Int.)

Rushing

Jr. TB E'Andre Smith (32-148, 0 TD)

Receiving

Sr. WR Danavian Clay (43-478, 4 TD)

Sr. WR Brad Novak (34-709, 6 TD)

Jr. TE Bryce Mostoller (22-127, 3 TD)

Defense

R-Jr. DB Ben Young (53 tackles, 2 TFL)

So. TB Rocky Owens (45 tackles, 2.5 TFL, 2 sacks)

Jr. LB Austin Drew (31 tackles, 4 TFL, 2 sacks)

2017 Schedule

9/2	HILLSDALE	12:00 p.m.
9/9	KUTZTOWN	12:00 p.m.
9/16	at East Stroudsburg	6:05 p.m.
9/23	*at Clarion	1:00 p.m.
9/30	*GANNON	1:00 p.m.
10/7	*SLIPPERY ROCK	12:00 p.m.
10/14	*at Edinboro	2:00 p.m.
10/21	*SETON HILL	12:00 p.m.
10/28	*at California	1:00 p.m.
11/4	*IUP	12:00 p.m.
11/11	at Lock Haven	12:00 p.m.

GAME 4 vs. Shippensburg Red Raiders Saturday, September 23 • 2:05 p.m. Eiler-Martin Stadium 6,000 • FieldTurf

General Information

Location Shippensburg, Pa.
Founded 1871
Enrollment 7,100
President Dr. Laurie Carter
Athletic Director Jeff Michaels
Colors Red & Blue

Team Information

Head Coach Mark Maciejewski
Alma Mater Shippensburg '92
Record at Shippensburg 46-22 (6 years)
Career Record same
2016 Record 7-4
PSAC East Record 4-3 (3rd)
Basic Offense Multiple
Basic Defense 4-3
Letterwinners Returning/Lost 33/19
Starters Returning/Lost 11/11
Offense 5/6
Defense 6/5

Sports Information

Sports Info. Director Bill Morgal
SID Phone (717) 477-1206
SID E-Mail wjmorgal@ship.edu

The Series

Last Game Ship 31-14 (2016, away)
Streak Ship +2
All-time Series Ship leads, 32-18-2
 at ESU 11-13-1
 at Shippensburg 7-19-1
Neutral 0-0

Leading Returning Players

Passing

R-Sr. QB Ryan Zapoticky (112-180 for 1379, 7 TD, 4 Int.)

Rushing

R-Sr. TB Cole Chiappiale (113-574, 11 TD)

R-Sr. QB Ryan Zapoticky (62-86, 1 TD)

Receiving

R-Sr. TB Cole Chiappiale (29-292, 1 TD)

R-So. WR Kyle Haines (10-178, 2 TD)

Defense

Jr. LB Tyler Emge (56 tackles, 8 TFL, sack, 2 Int.)

R-Jr. DE Richard Nase (40 tackles, 13.5 TFL, 5.5 sacks)

R-Sr. DB Kevin Taylor II (38 tackles, 1.5 TFL, 3 Int.)

2017 Schedule

9/2	AMERICAN INTERNATIONAL	1:00 p.m.
9/9	at Gannon	12:00 p.m.
9/16	at Clarion	1:00 p.m.
9/23	*at East Stroudsburg	2:05 p.m.
9/30	*LOCK HAVEN	1:00 p.m.
10/7	*WEST CHESTER	1:00 p.m.
10/14	*at Cheyney	1:00 p.m.
10/21	*MILLERSVILLE	1:00 p.m.
10/28	*at Kutztown	4:05 p.m.
11/4	*BLOOMSBURG	1:00 p.m.
11/11	SETON HILL	1:00 p.m.

GAME 5 at Cheyney Wolves Saturday, September 30 • 1:00 p.m. O'Shields-Stevenson Stadium 5,000 • Grass

General Information

Location Cheyney, Pa.
Founded 1837
Enrollment 1,013
Interim President Aaron A. Walton
Interim Athletic Director Suzanne Kilian
Colors Blue & White

Team Information

Head Coach Chris Roulhac
Alma Mater Albany State '70
Record at Cheyney 4-51 (1992-94, 2015-16)
Career Record same
2016 Record 1-10
PSAC East Record 0-7 (8th)
Basic Offense Multiple
Basic Defense Multiple
Letterwinners Returning/Lost 38/17
Starters Returning/Lost 12/10
Offense 5/6
Defense 7/4

Sports Information

Sports Info. Director Conrad DeJoy
SID Phone (610) 399-2143
SID E-Mail cdejoy@cheyney.edu

The Series

Last Game ESU 54-12 (2016, home)
Streak ESU +37
All-time Series ESU leads, 60-1
 at ESU 32-0
 at Cheyney 27-1
Neutral 1-0

Leading Returning Players

Passing

Sr. QB Dominick Trautz (93-217 for 1013, 3 TD, 14 Int.)

Rushing

Sr. RB Brandon French (81-326, 4TD)

Sr. RB Devin Miller (71-296)

Receiving

Sr. WR Marcus Lyles (32-261, 1 TD)

Sr. WR Yvesner Ferdinand (19-242, 1 TD)

Defense

Sr. LB Jamiel Hines (81 tackles, 12 TFL)

Sr. LB/DE Keyson Dingle (57 tackles, 10.5 TFL, 1.5 sacks)

Sr. DB Samuel Anojulu (52 tackles, 2 TFL, 1 Int.)

2017 Schedule

9/2	LINCOLN	1:00 p.m.
9/9	at California	1:00 p.m.
9/16	at IUP	12:00 p.m.
9/23	*at Bloomsburg	2:00 p.m.
9/30	*EAST STROUDSBURG	1:00 p.m.
10/7	*at Lock Haven	12:00 p.m.
10/14	*SHIPPENSBURG	1:00 p.m.
10/21	*WEST CHESTER	12:00 p.m.
10/28	*at Millersville	4:00 p.m.
11/4	*KUTZTOWN	12:00 p.m.
11/11	EDINBORO	12:00 p.m.
11/23	at Alabama State	3:00 p.m.

OPPONENTS

GAME 6 vs. Millersville Marauders Thursday, October 5 • 7:05 p.m. Eiler-Martin Stadium 6,000 • FieldTurf

General Information

Location.....Millersville, Pa.
Founded.....1855
Enrollment.....7,988
President.....Dr. John Anderson
Interim Athletic Director.....Miles Gallagher
Colors.....Black & Gold

Team Information

Head Coach.....Greg Breitbach
Alma Mater.....Montana-Western '94
Record at Millersville.....6-38 (4 years)
Career Record.....same
2016 Record.....2-9
PSAC East Record.....1-6 (7th)
Basic Offense.....Pro Style
Basic Defense.....3-4
Letterwinners Returning/Lost.....40/9
Starters Returning/Lost.....16/6
Offense.....8/3
Defense.....8/3

Sports Information

Sports Info. Director.....Ethan Hulsey
SID Phone.....(717) 871-4154
SID E-Mail.....ehulsey@millersville.edu

The Series

Last Game.....ESU 38-23 (2016, away)
Streak.....ESU +5
All-time Series.....ESU leads, 42-25-1
at ESU.....21-12
at Millersville.....21-13-1
Neutral.....0-0

Leading Returning Players

Passing

R-So. QB Tony Staffieri (40-90 for 570, 3 TD, 5 Int.)

Rushing

Jr. TB Phil Overton (136-501, 2 TD)
R-So. QB Tony Staffieri (86-250, 2 TD)

Receiving

Sr. WR Kevin Wiggins (45-757, 6 TD)
So. TB Phil Overton (29-208)

Defense

R-Sr. LB Sean Dugan (111 tackles, 9 TFL)
So. LB Cameron Boykin (57 tackles, 6 TFL)
R-So. DE Tommy Holloway (43 tackles, 6 TFL, 2 sacks)

2017 Schedule

9/2	at Pace	6:00 p.m.
9/9	at Seton Hill	tba
9/16	CALIFORNIA	12:00 p.m.
9/23	*at Kutztown	tba
9/30	*BLOOMSBURG	1:00 p.m.
10/7	*at East Stroudsburg	1:05 p.m.
10/14	*LOCK HAVEN	2:00 p.m.
10/21	*at Shippensburg	1:00 p.m.
10/28	*CHEYNEY	4:00 p.m.
11/4	*WEST CHESTER	1:00 p.m.
11/11	GANNON	1:00 p.m.

GAME 7 at Kutztown Golden Bears Saturday, October 14 • 12:05 p.m. University Field 5,600 • SprintTurf

General Information

Location.....Kutztown, Pa.
Founded.....1866
Enrollment.....7,800
President.....Dr. Kenneth Hawkinson
Athletic Director.....Greg Bamberger
Colors.....Maroon & Gold

Team Information

Head Coach.....Jim Clements
Alma Mater.....Widener '96
Record at Kutztown.....20-13 (3 years)
Career Record.....86-37 (11 years)
2016 Record.....7-4
PSAC East Record.....7-0 (1st)
Basic Offense.....Multiple
Basic Defense.....Multiple
Letterwinners Returning/Lost.....39/22
Starters Returning/Lost.....12/10
Offense.....6/5
Defense.....6/5

Sports Information

Sports Info. Director.....Bryan Salvatore
SID Phone.....(610) 683-4182
SID E-Mail.....salvatore@kutztown.edu

The Series

Last Game.....Kutztown 49-30 (2016, home)
Streak.....Kutztown +3
All-time Series.....ESU leads, 44-20-1
at ESU.....23-11
at Kutztown.....21-9-1
Neutral.....0-0

Leading Returning Players

Passing

R-So. QB Collin DiGalbo (159-254 for 1643, 10 TD, 8 Int.)

Rushing

R-Jr. TB Craig Reynolds (185-1189, 14 TD)
R-So. QB Collin DiGalbo (68-421, 8 TD)

Receiving

R-Jr. TB Craig Reynolds (19-163)

Defense

R-Jr. LB Tajier Jefferson (80 tackles, 9 TFL, 2.5 sacks)
R-Sr. S Jalen Nieves (59 tackles, 7.5 TFL, 1 Int.)
R-Jr. S Jake Perry (52 tackles, 5 Int.)
R-Sr. DE Ronny Tomasetti (33 tackles, 13 TFL, 7.5 sacks)

2017 Schedule

9/2	ASSUMPTION	12:05 p.m.
9/9	at Mercyhurst	12:00 p.m.
9/16	SETON HILL	12:05 p.m.
9/23	*MILLERSVILLE	6:05 p.m.
9/30	*at West Chester	12:00 p.m.
10/7	*at Bloomsburg	2:00 p.m.
10/14	*EAST STROUDSBURG	12:05 p.m.
10/21	*at Lock Haven	1:00 p.m.
10/28	*SHIPPENSBURG	4:05 p.m.
11/4	*at Cheyney	12:00 p.m.
11/11	SLIPPERY ROCK	12:05 p.m.

GAME 8 vs. Bloomsburg Huskies Saturday, October 21 • 4:05 p.m. Eiler-Martin Stadium 6,000 • FieldTurf

General Information

Location.....Bloomsburg, Pa.
Founded.....1839
Enrollment.....9,658
President.....Dr. Bashar W. Hanna
Athletic Director.....Mike McFarland
Colors.....Maroon & Gold

Team Information

Head Coach.....Paul Darragh
Alma Mater.....Temple '85
Record at Bloomsburg.....34-13 (4 years)
Career Record.....same
2016 Record.....6-5
PSAC East Record.....4-3 (t-3rd)
Basic Offense.....Pro I
Basic Defense.....4-3
Letterwinners Returning/Lost.....44/19
Starters Returning/Lost.....11/11
Offense.....6/5
Defense.....5/6

Sports Information

Sports Info. Director.....Dave Leisering
SID Phone.....(570) 389-4413
SID E-Mail.....dleisering@bloomu.edu

The Series

Last Game.....Bloomsburg 35-14 (2016, away)
Streak.....Bloomsburg +1
All-time Series.....Bloomsburg leads, 40-39-2
at ESU.....18-18-1
at Bloomsburg.....20-21-1
Neutral.....2-0

Leading Returning Players

Passing

R-Sr. QB Chris Palubinsky (85-169 for 1317, 4 TD, 5 Int.)

Rushing

R-Jr. QB Duffy Gilhool (50-123, 1 TD)
R-So. FB Alexander Arcangeli (14-103, 1 TD)

Receiving

R-So. WR Michael Allen (29-464, 1 TD)
So. WR Ethan Price (17-309, 2 TD)

Defense

R-So. LB Alex Annan (45 tackles, 4.5 TFL)
R-Sr. DL Scott Beltz (39 tackles, 2 TFL, 2 sacks)
So. WR Dexter Jordan (38 tackles, 2.5 TFL, 5 Int.)

2017 Schedule

9/2	STONEHILL	12:00 p.m.
9/9	at Clarion	1:00 p.m.
9/16	GANNON	2:00 p.m.
9/23	*CHEYNEY	2:00 p.m.
9/30	*at Millersville	1:00 p.m.
10/7	*KUTZTOWN	2:00 p.m.
10/14	*at West Chester	12:00 p.m.
10/21	*at East Stroudsburg	4:00 p.m.
10/28	*LOCK HAVEN	2:00 p.m.
11/4	*at Shippensburg	1:00 p.m.
11/11	IUP	1:00 p.m.

GAME 9 at West Chester Golden Rams Saturday, October 28 • 2:00 p.m. Farrell Stadium 7,500 • FieldTurf

General Information

Location.....West Chester, Pa.
Founded.....1871
Enrollment.....16,800
President.....Dr. Christopher Fiorentino
Interim Athletic Director.....Terry Beattie
Colors.....Purple & Gold

Team Information

Head Coach.....Bill Zwaan
Alma Mater.....Delaware '79
Record at West Chester.....116-54 (14 years)
Career Record.....170-68 (20 years)
2016 Record.....8-3
PSAC East Record.....6-1 (2nd)
Basic Offense.....Spread Wing T
Basic Defense.....4-3
Letterwinners Returning/Lost.....42/18
Starters Returning/Lost.....14/8
Offense.....7/4
Defense.....7/4

Sports Information

Sports Info. Director.....Jim Zuhlke
SID Phone.....(610) 436-3316
SID E-Mail.....jzuhlke@wcupa.edu

The Series

Last Game.....West Chester 41-14 (2016, home)
Streak.....West Chester +4
All-time Series.....West Chester leads, 59-22
at ESU.....11-31
at West Chester.....11-28
Neutral.....0-0

Leading Returning Players

Passing

Sr. QB Pat Moriarty (55-114 for 810, 8 TD, 2 Int.)

Rushing

Sr. TB Jarel Elder (202-1013, 11 TD)
Jr. TB Mike Class (59-351, 3 TD)

Receiving

Sr. WR Tyler Karpinski (45-798, 8 TD)
Jr. WR Jordan Banks (38-593, 8 TD)

Defense

Jr. DE Ch'Aim Smith (57 tackles, 11 TFL, 6 sacks)
Sr. LB Kevin Duggan (53 tackles, 5 TFL, sack)
Sr. DB Shaquille James (45 tackles, 0.5 TFL)

2017 Schedule

8/31	BENTLEY	6:00 p.m.
9/9	at Slippery Rock	6:00 p.m.
9/16	EDINBORO	12:00 p.m.
9/23	*at Lock Haven	2:00 p.m.
9/30	*KUTZTOWN	12:00 p.m.
10/7	*at Shippensburg	1:00 p.m.
10/14	*BLOOMSBURG	12:00 p.m.
10/21	*at Cheyney	1:00 p.m.
10/28	*EAST STROUDSBURG	2:00 p.m.
11/4	*at Millersville	1:00 p.m.
11/11	CLARION	12:00 p.m.

GAME 10 at Lock Haven Bald Eagles Saturday, November 4 • 12:00 p.m. Hubert Jack Stadium 3,550 • FieldTurf

General Information

Location.....Lock Haven, Pa.
Founded.....1870
Enrollment.....4,220
President.....Dr. Michael Fiorentino, Jr.
Athletic Director.....Tom Gioglio
Colors.....Crimson & White

Team Information

Head Coach.....Dave Taynor
Alma Mater.....Urbana '99
Record at Lock Haven.....6-16 (2 years)
Career Record.....43-56 (9 years)
2016 Record.....4-7
PSAC East Record.....4-3 (t-3rd)
Basic Offense.....Multiple
Basic Defense.....3-3-5
Letterwinners Returning/Lost.....38/13
Starters Returning/Lost.....12/10
Offense.....6/5
Defense.....6/5

Sports Information

Sports Info. Director.....Doug Spatafore
SID Phone.....(570) 484-2350
SID E-Mail.....dspatafo@lhup.edu

The Series

Last Game.....Lock Haven 66-41 (2016, home)
Streak.....Lock Haven +1
All-time Series.....ESU leads, 11-7
at ESU.....4-5
at Lock Haven.....7-2
Neutral.....0-0

Leading Returning Players

Passing

none

Rushing

Jr. TB John Ford (156-841, 7 TD)
So. TB Ralph Hyland (39-202, 4 TD)

Receiving

Sr. TE Del'Vaughn Dennis (36-523, 3 TD)
R-So. WR Kaksim Buey (16-241, 2 TD)

Defense

R-Jr. DB Isaiah Flamer (79 tackles, 4 Int.)
Sr. DB Carlos Balkcom (43 tackles, 0.5 TFL, 3 Int.)
So. LB Fernando Flores (37 tackles, 0.5 TFL)

2017 Schedule

9/2	at Saint Francis	12:00 p.m.
9/9	at Edinboro	12:00 p.m.
9/16	at Slippery Rock	6:00 p.m.
9/23	*WEST CHESTER	2:00 p.m.
9/30	*at Shippensburg	1:00 p.m.
10/7	*CHEYNEY	12:00 p.m.
10/14	*at Millersville	2:00 p.m.
10/21	*KUTZTOWN	1:00 p.m.
10/28	*at Bloomsburg	2:00 p.m.
11/4	*EAST STROUDSBURG	12:00 p.m.
11/11	MERCYHURST	12:00 p.m.

GAME 11 vs. California Vulcans Saturday, November 11 • 12:05 p.m. Eiler-Martin Stadium 6,000 • FieldTurf

General Information

Location.....California, Pa.
Founded.....1852
Enrollment.....7,850
President.....Geraldine M. Jones
Athletic Director.....Karen Hjerpe
Colors.....Black & Red

Team Information

Head Coach.....Gary Dunn
Alma Mater.....California '95
Record at California.....11-1 (1 year)
Career Record.....same
2016 Record.....11-1
PSAC West Record.....7-0 (1st)
Basic Offense.....Pro Style
Basic Defense.....3-4
Letterwinners Returning/Lost.....37/19
Starters Returning/Lost.....13/9
Offense.....6/5
Defense.....7/4

Sports Information

Sports Info. Director.....Matt Kifer
SID Phone.....(724) 938-4552
SID E-Mail.....kifer@calu.edu

The Series

Last Game.....California 22-19 (2011, home)
Streak.....California +3
All-time Series.....Tied, 3-3-1
at ESU.....2-1
at California.....1-2-1
Neutral.....0-0

Leading Returning Players

Passing

Sr. QB Mike Keir (233-364 for 3,222, 41 TD, 11 Int.)

Rushing

Sr. TB Nick Grissom (192-1,015, 9 TD)
Jr. TB Jalen Bell (73-353, 4 TD)

Receiving

Sr. WR Tom Greene (51-717, 6 TD)
Sr. WR Luke Smorey (35-446, 6 TD)

Defense

Sr. LB Luke Hrapchak (101 tackles, 12 TFL, 6.5 sacks)
Sr. LB Devonte Suber (61 tackles, 6.5 TFL, 3 sacks)
Sr. DL Justin Baker (36 tackles, 5 TFL, 2.5 sacks)

2017 Schedule

8/31	OHIO DOMINICAN	6:00 p.m.
9/9	CHEYNEY	1:00 p.m.
9/16	at Millersville	12:00 p.m.
9/23	*SETON HILL	1:00 p.m.
9/30	*at Slippery Rock	6:00 p.m.
10/7	*at IUP	2:00 p.m.
10/14	*CLARION	3:00 p.m.
10/21	*at Gannon	12:00 p.m.
10/28	*MERCYHURST	1:00 p.m.
11/4	*at Edinboro	12:00 p.m.
11/11	at East Stroudsburg	12:05 p.m.



EAST STROUDSBURG
WARRIORS



WHERE **WARRIORS** BELONG